

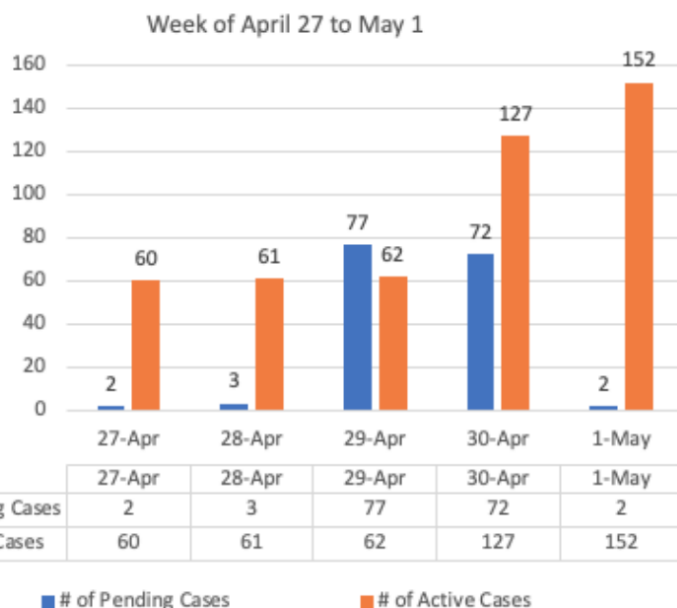
## **Bexar County Jail COVID-19 Reports**

# BEXAR COUNTY JAIL

## COVID-19 UPDATE

The Texas Criminal Justice Coalition, in partnership with SA Stands, is developing a weekly update on the impact of COVID-19 within the Bexar County Jail. Data is sourced from the Texas Commission on Jail Standards.

The chart below illustrates the number of active, positive-test confirmations of COVID-19 among those incarcerated in the jail. As testing efforts have dramatically increased, so have the numbers of active COVID-19 cases.



## COVID-19 NUMBERS AS OF MAY 1, 2020

### Incarcerated Population

152 individuals with active, positive test confirmations

2 individuals with pending test results

1,213 individuals in quarantine/isolated (non-active cases)

5 individuals being treated offsite for active cases

### Staff

35 individuals with active, positive-test confirmations

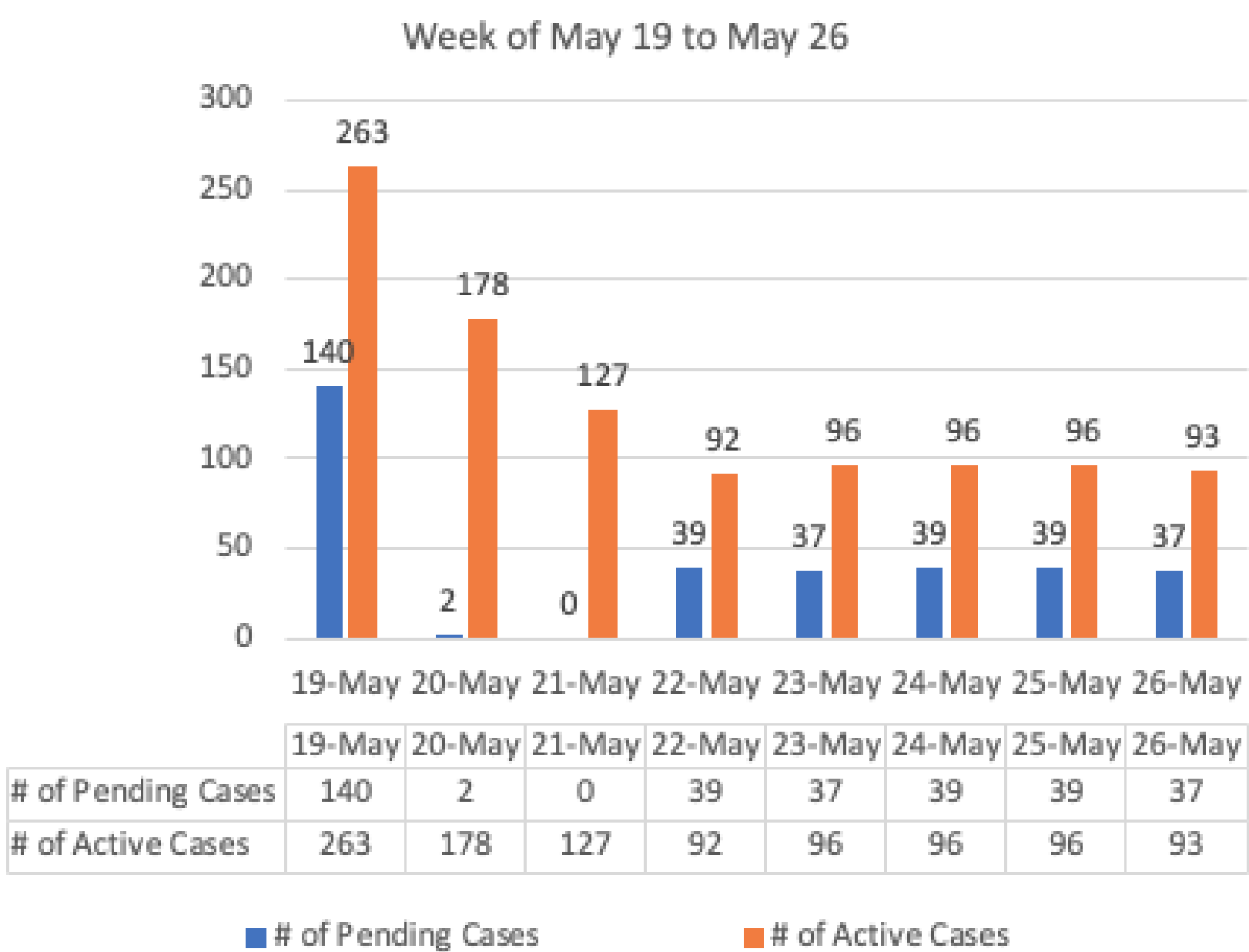
402 individuals in quarantine/isolated, pending test results

# BEXAR COUNTY JAIL

## COVID-19 UPDATE

The Texas Criminal Justice Coalition, in partnership with SA Stands, is developing a weekly update on the impact of COVID-19 within the Bexar County Jail. Data is sourced from the Texas Commission on Jail Standards.

The chart below illustrates the number of active, positive-test confirmations of COVID-19 among those incarcerated in the jail. As testing efforts have dramatically increased, so have the numbers of active COVID-19 cases.




## COVID-19 NUMBERS AS OF MAY 26, 2020

### Incarcerated Population

- 93 individuals with active, positive test confirmations
- 37 individuals with pending test results
- 1,053 individuals in quarantine/isolated (non-active cases)
- 1 individuals being treated offsite for active cases
- 1 confirmed death related to COVID-19

### Staff

- 22 individuals with active, positive-test confirmations
- 74 individuals in quarantine/isolated, pending test results



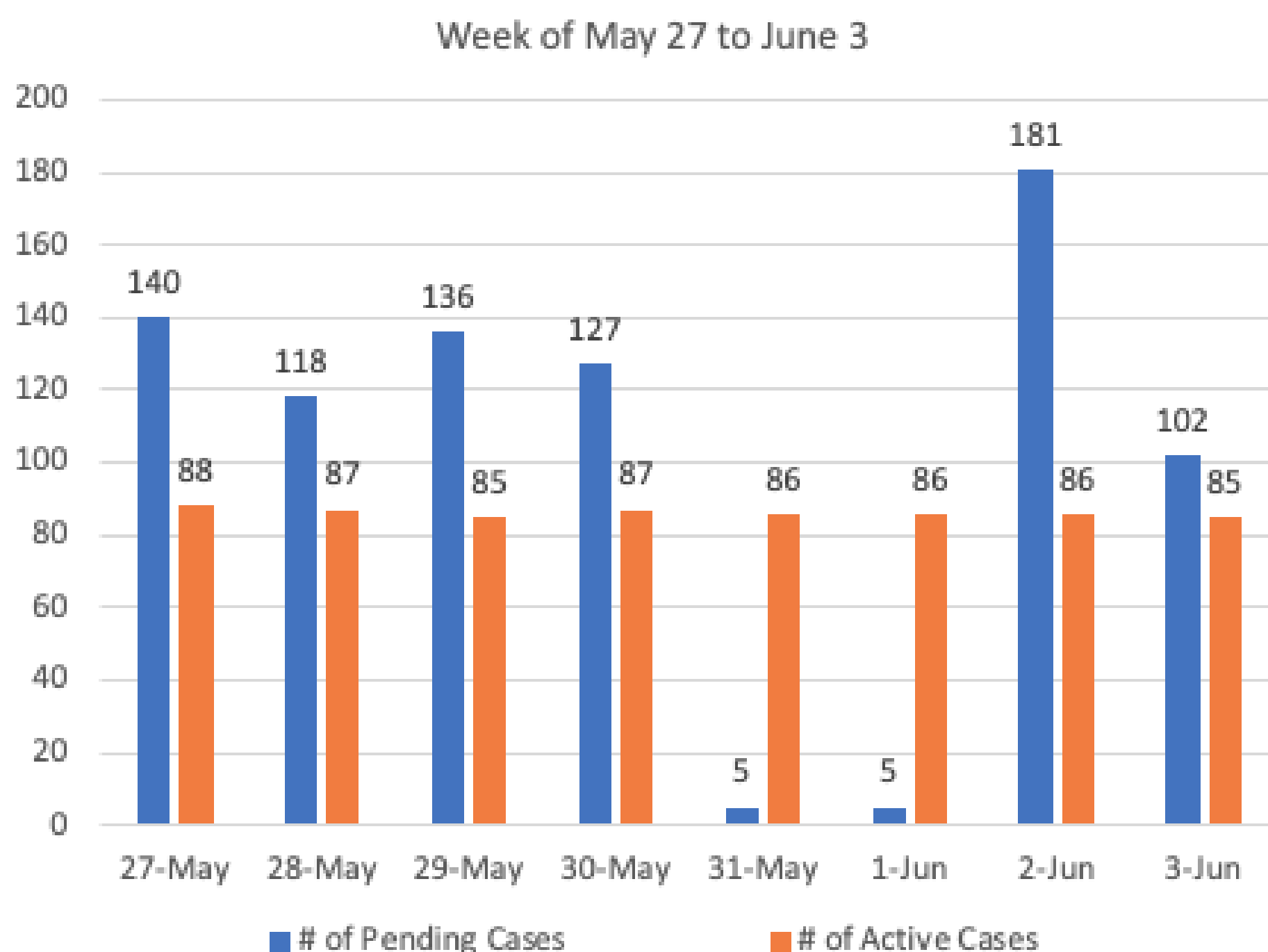
# BEXAR COUNTY JAIL

## COVID-19 UPDATE

The Texas Criminal Justice Coalition, in partnership with SA Stands, is producing weekly updates on the impact of COVID-19 within the Bexar County Jail. Data is sourced from the Texas Commission on Jail Standards and the San Antonio Metropolitan Health District.

### COVID-19 NUMBERS AS OF JUNE 3, 2020

The chart below, compiled from data reported by the Texas Commission on Jail Standards, represents the daily totals of active, confirmed cases of COVID-19, and the number of pending test results among those incarcerated.



#### Incarcerated Population

**85** individuals with active, positive test confirmations

**102** individuals with pending test results

**788** individuals in quarantine/isolated (non-active cases)

**1** individual being treated offsite for an active case

**1** confirmed death related to COVID-19

#### Jail Staff

**16** individuals with active, positive-test confirmations

**82** individuals in quarantine/isolated, pending test results

As reported by the San Antonio Metropolitan Health District, there have been **403** incarcerated individuals and **59** jail staff who have tested positive for COVID-19 from the beginning of the outbreak to June 3, 2020. Out of the total number of cases, **79% of incarcerated individuals and 24% of staff members showed no symptoms.**

San Antonio Metro Health: COVID-19 Cases as of May 28	Symptomatic	Asymptomatic	Under Investigation	Total
Incarcerated	83	317	3	403
Jail Staff	44	14	1	59

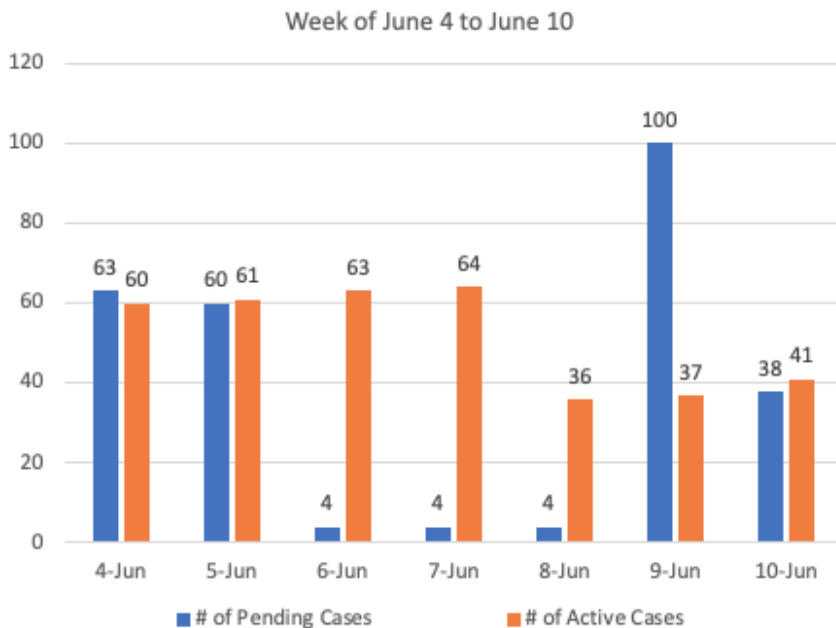
# BEXAR COUNTY JAIL

## COVID-19 UPDATE

The Texas Criminal Justice Coalition, in partnership with SA Stands, is producing weekly updates on the impact of COVID-19 within the Bexar County Jail. Data is sourced from the Texas Commission on Jail Standards and the San Antonio Metropolitan Health District.

### COVID-19 NUMBERS AS OF JUNE 10, 2020

The chart below, compiled from data reported by the Texas Commission on Jail Standards, represents the daily totals of active, confirmed cases of COVID-19, and the number of pending test results among those incarcerated.



#### Incarcerated Population

**41** individuals with active, positive test confirmations

**38** individuals with pending test results

**908** individuals in quarantine/isolated (non-active cases)

**1** individual being treated offsite for an active case

**1** confirmed death related to COVID-19

#### Jail Staff

**14** individuals with active, positive-test confirmations

**78** individuals in quarantine/isolated, pending test results

As reported by the San Antonio Metropolitan Health District, there have been **411** incarcerated individuals and **60** jail staff who have tested positive for COVID-19 from the beginning of the outbreak to June 10, 2020. Out of the total number of cases, **79% of incarcerated individuals and 23% of staff members showed no symptoms.**

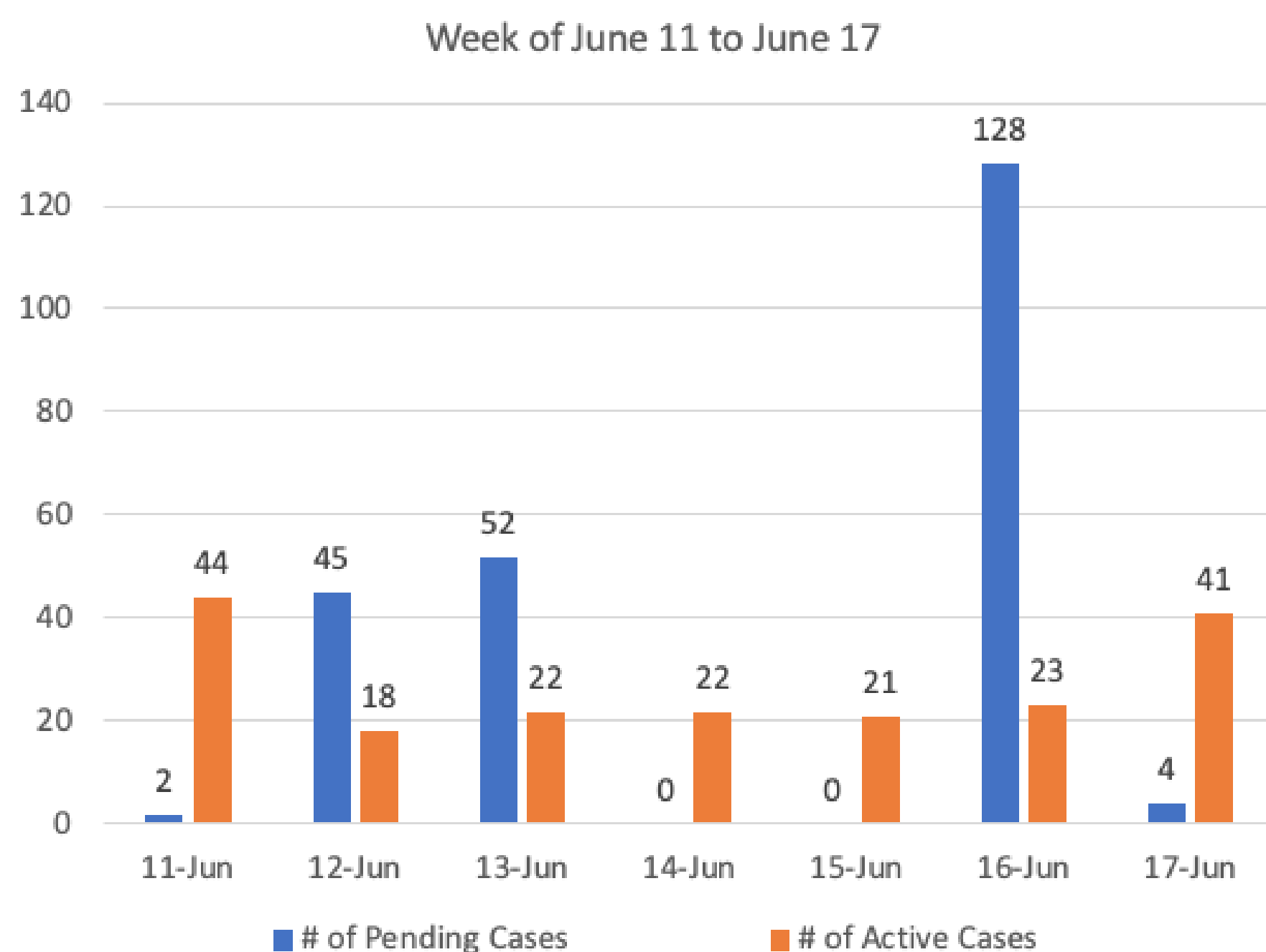
San Antonio Metro Health: COVID-19 Cases as of June 10	Symptomatic	Asymptomatic	Under Investigation	Total
Incarcerated	86	325	0	411
Jail Staff	45	14	1	60

# BEXAR COUNTY JAIL COVID-19 UPDATE

The Texas Criminal Justice Coalition, in partnership with SA Stands, is producing weekly updates on the impact of COVID-19 within the Bexar County Jail. Data is sourced from the Texas Commission on Jail Standards and the San Antonio Metropolitan Health District, when available.

## COVID-19 NUMBERS AS OF JUNE 17, 2020

The chart below, compiled from data reported by the Texas Commission on Jail Standards, represents the **daily totals of active, confirmed cases of COVID-19**, and the number of pending test results among those incarcerated.



### Incarcerated Population

**572** individuals with active, positive test confirmations

**361** individuals with pending test results

**2662** individuals in quarantine/isolated (non-active cases)

**6** individual being treated offsite for an active case

**5** confirmed death related to COVID-19

### Jail Staff

**126** individuals with active, positive-test confirmations

**84** individuals in quarantine/isolated, pending test results



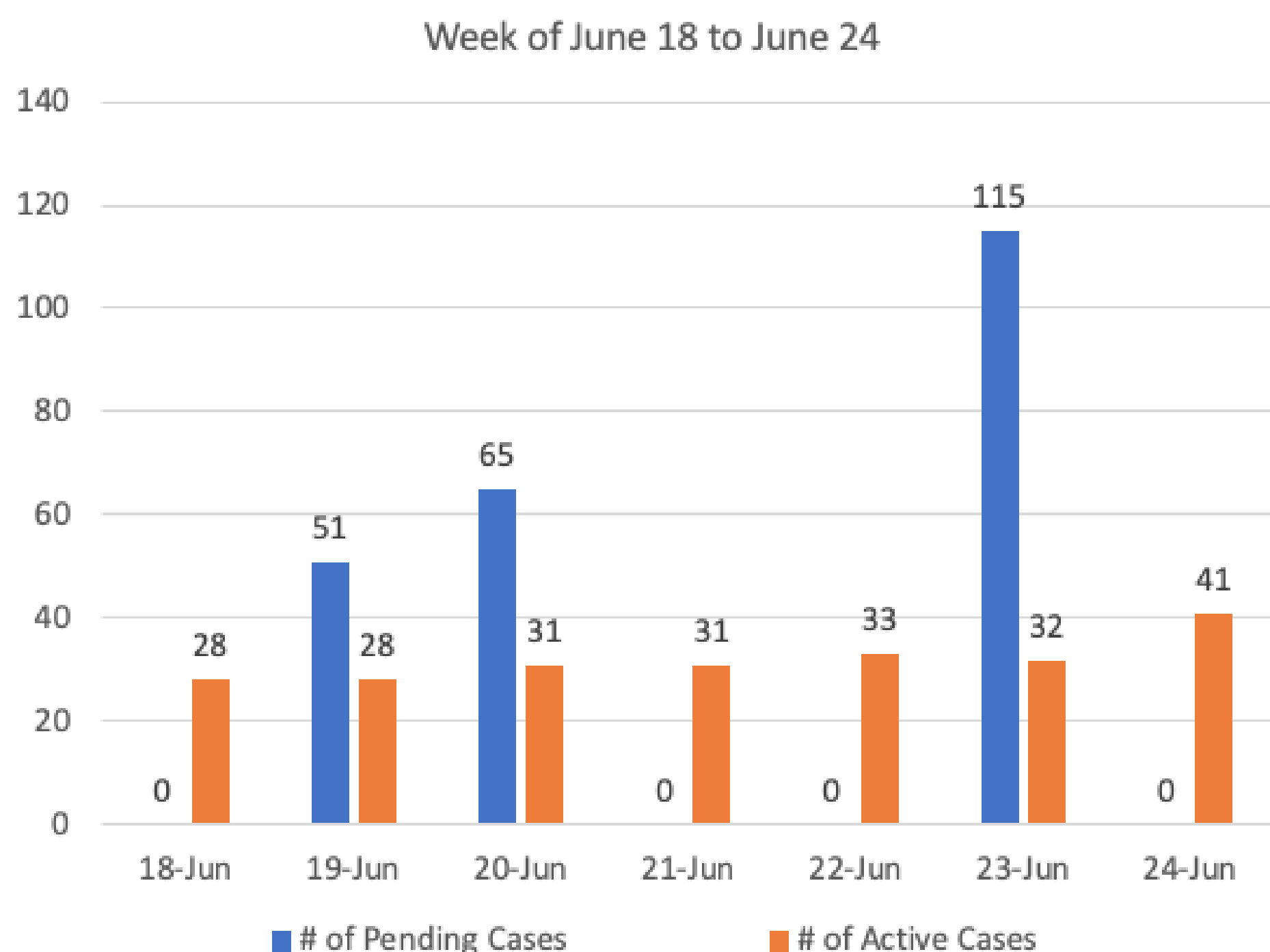
# BEXAR COUNTY JAIL

## COVID-19 UPDATE

The Texas Criminal Justice Coalition, in partnership with SA Stands, is producing weekly updates on the impact of COVID-19 within the Bexar County Jail. Data is sourced from the Texas Commission on Jail Standards and the San Antonio Metropolitan Health District, when available.

### COVID-19 NUMBERS AS OF JUNE 24, 2020

The chart below, compiled from data reported by the Texas Commission on Jail Standards, represents the **daily totals of active, confirmed cases of COVID-19**, and the number of pending test results among those incarcerated.



#### Incarcerated Population

**627** individuals with active, positive test confirmations

**183** individuals with pending test results

**3598** individuals in quarantine/isolated (non-active cases)

**4** individual being treated offsite for an active case

**5** confirmed death related to COVID-19

#### Jail Staff

**187** individuals with active, positive-test confirmations

**121** individuals in quarantine/isolated, pending test results

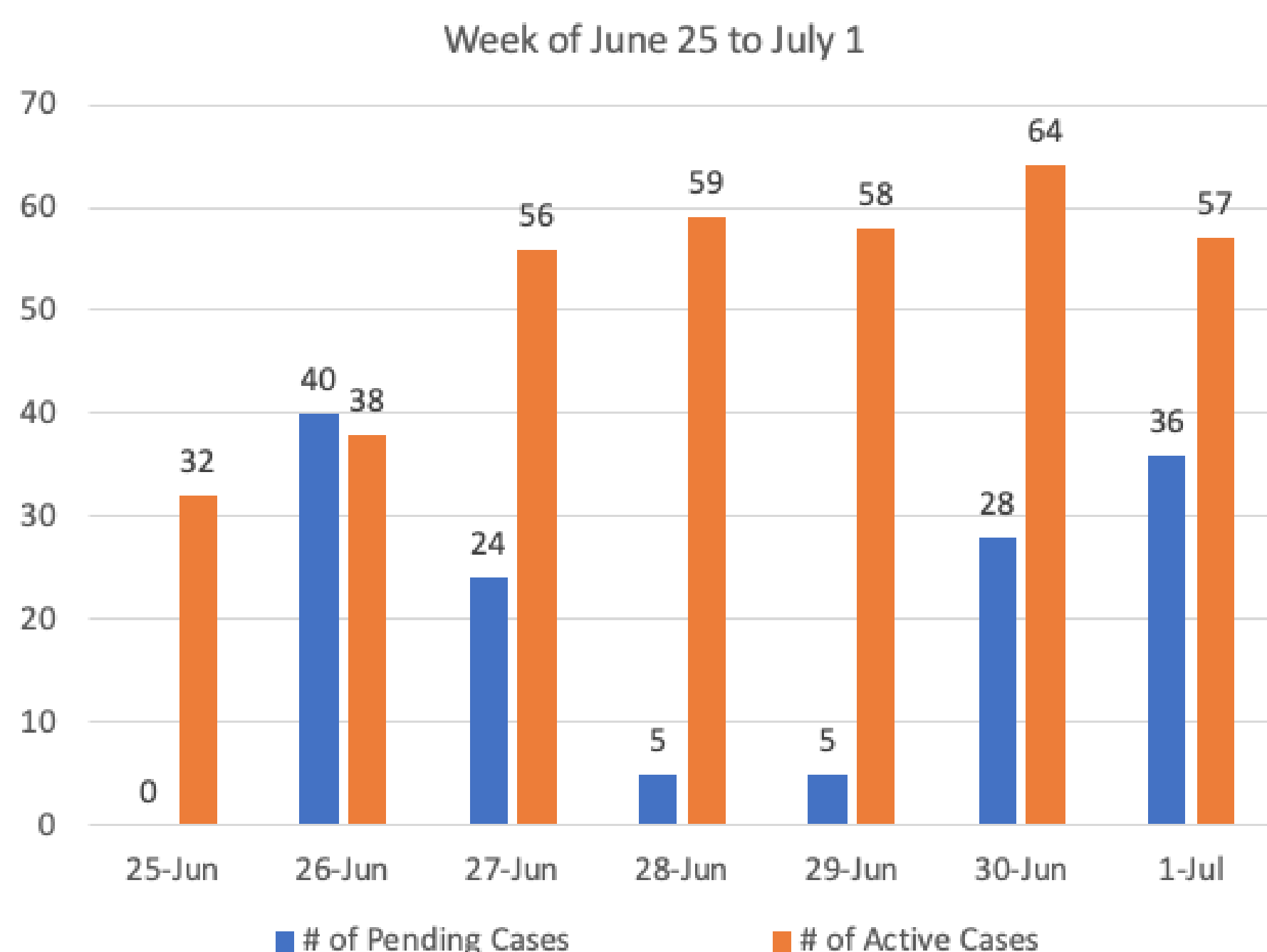


# BEXAR COUNTY JAIL COVID-19 UPDATE

The Texas Criminal Justice Coalition, in partnership with SA Stands, is producing weekly updates on the impact of COVID-19 within the Bexar County Jail. Data is sourced from the Texas Commission on Jail Standards and the San Antonio Metropolitan Health District, when available.

## COVID-19 NUMBERS AS OF JULY 1, 2020

The chart below, compiled from data reported by the Texas Commission on Jail Standards, represents the **daily totals of active, confirmed cases of COVID-19**, and the number of pending test results among those incarcerated.



### Incarcerated Population

**687** individuals with active, positive test confirmations

**382** individuals with pending test results

**4950** individuals in quarantine/isolated (non-active cases)

**6** individual being treated offsite for an active case

**5** confirmed death related to COVID-19

### Jail Staff

**251** individuals with active, positive-test confirmations

**221** individuals in quarantine/isolated, pending test results



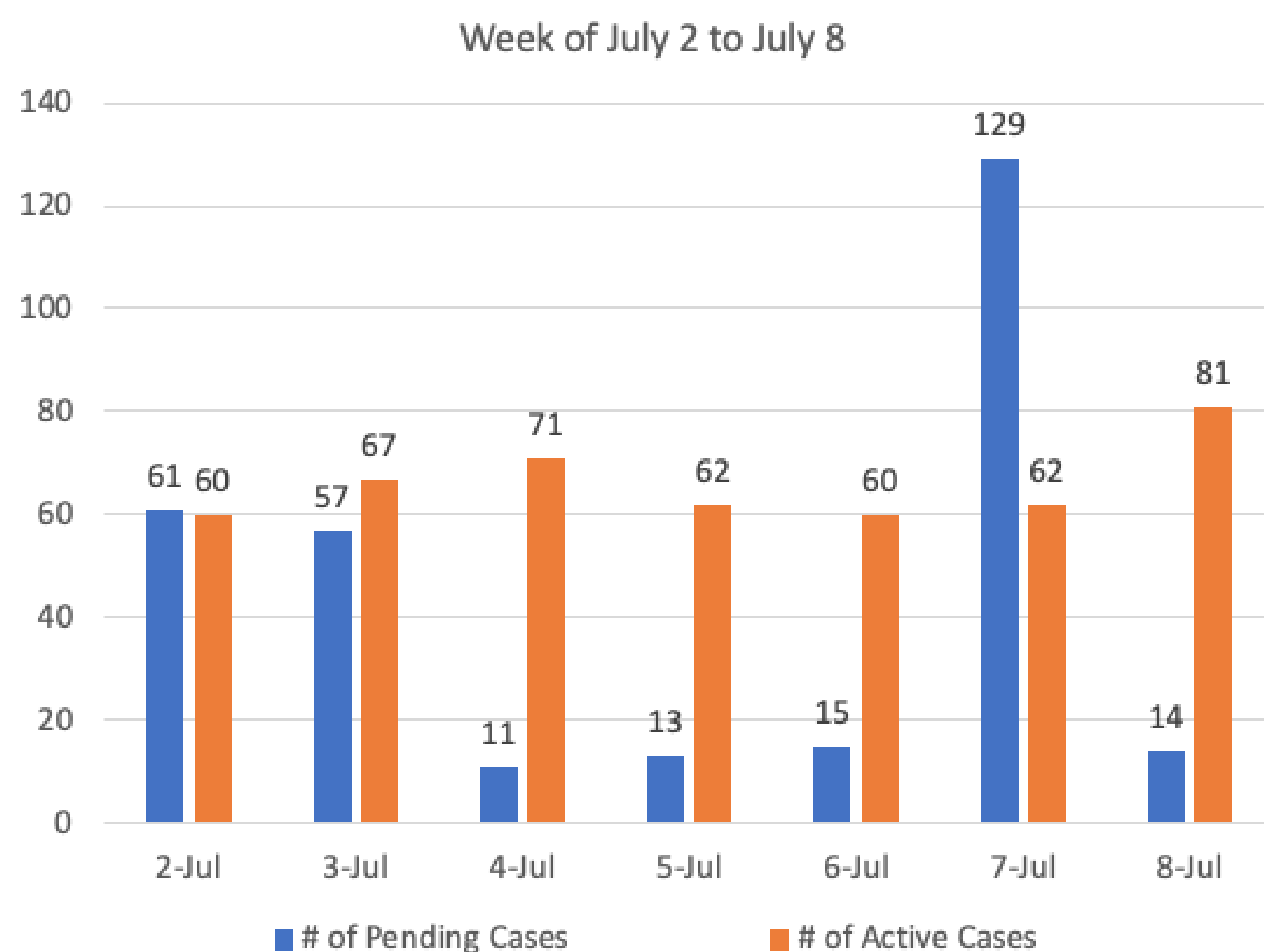
# BEXAR COUNTY JAIL

## COVID-19 UPDATE

The Texas Criminal Justice Coalition, in partnership with SA Stands, is producing weekly updates on the impact of COVID-19 within the Bexar County Jail. Data is sourced from the Texas Commission on Jail Standards and the San Antonio Metropolitan Health District, when available.

### COVID-19 NUMBERS AS OF JULY 8, 2020

The chart below, compiled from data reported by the Texas Commission on Jail Standards, represents the **daily totals of active, confirmed cases of COVID-19**, and the number of pending test results among those incarcerated.



#### Incarcerated Population

**1134** individuals with active, positive test confirmations

**1379** individuals with pending test results

**7492** individuals in quarantine/isolated (non-active cases)

**8** individual being treated offsite for an active case

**5** confirmed death related to COVID-19

#### Jail Staff

**445** individuals with active, positive-test confirmations

**334** individuals in quarantine/isolated, pending test results



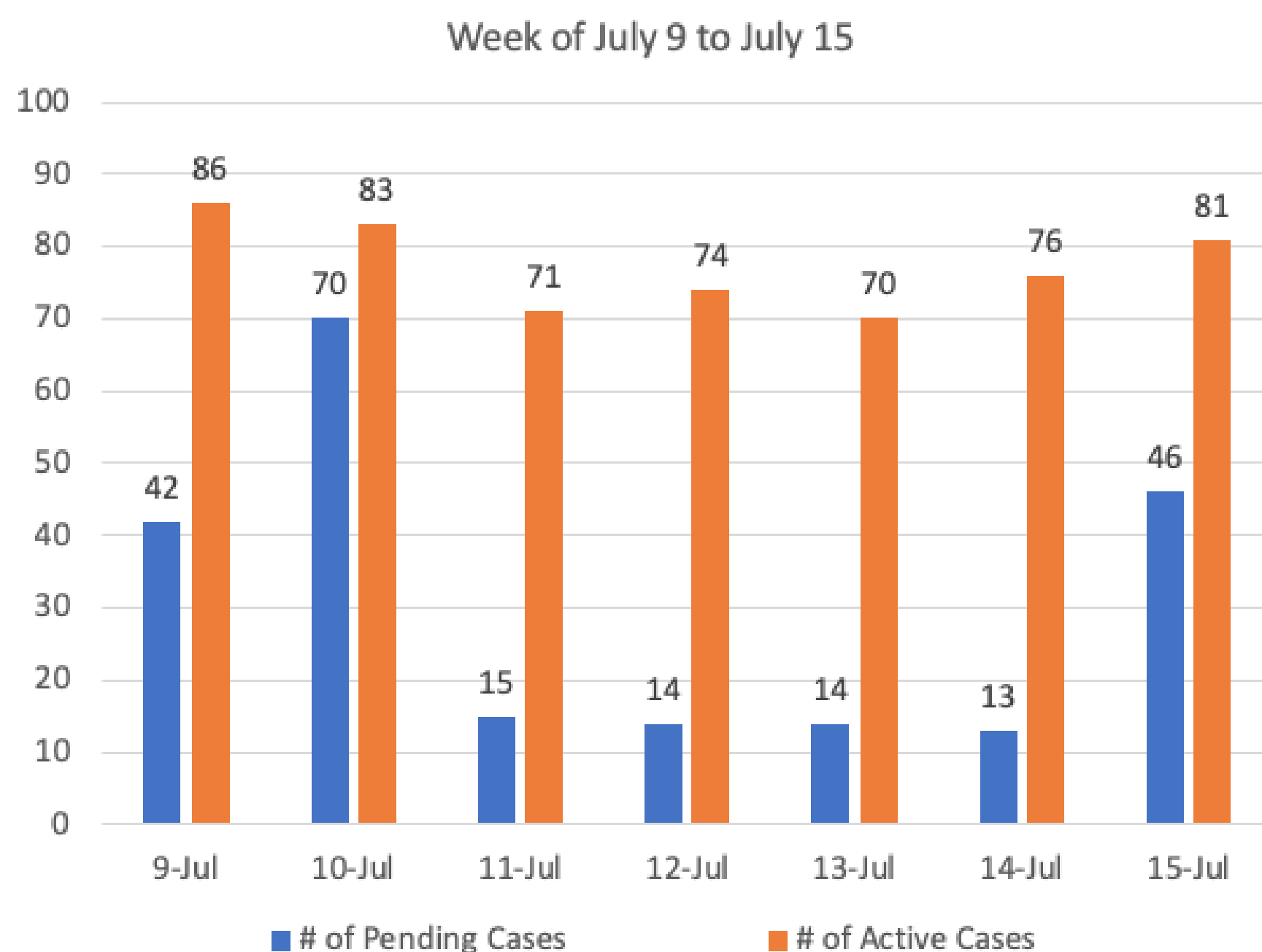
# BEXAR COUNTY JAIL

## COVID-19 UPDATE

The Texas Criminal Justice Coalition, in partnership with SA Stands, is producing weekly updates on the impact of COVID-19 within the Bexar County Jail. Data is sourced from the Texas Commission on Jail Standards and the San Antonio Metropolitan Health District, when available.

### COVID-19 NUMBERS AS OF JULY 15, 2020

The chart below, compiled from data reported by the Texas Commission on Jail Standards, represents the **daily totals of active, confirmed cases of COVID-19**, and the number of pending test results among those incarcerated.



#### Incarcerated Population

**1945** individuals with active, positive test confirmations

**1446** individuals with pending test results

**9113** individuals in quarantine/isolated (non-active cases)

**11** individual being treated offsite for an active case

**5** confirmed death related to COVID-19

#### Jail Staff

**544** individuals with active, positive-test confirmations

**347** individuals in quarantine/isolated, pending test results



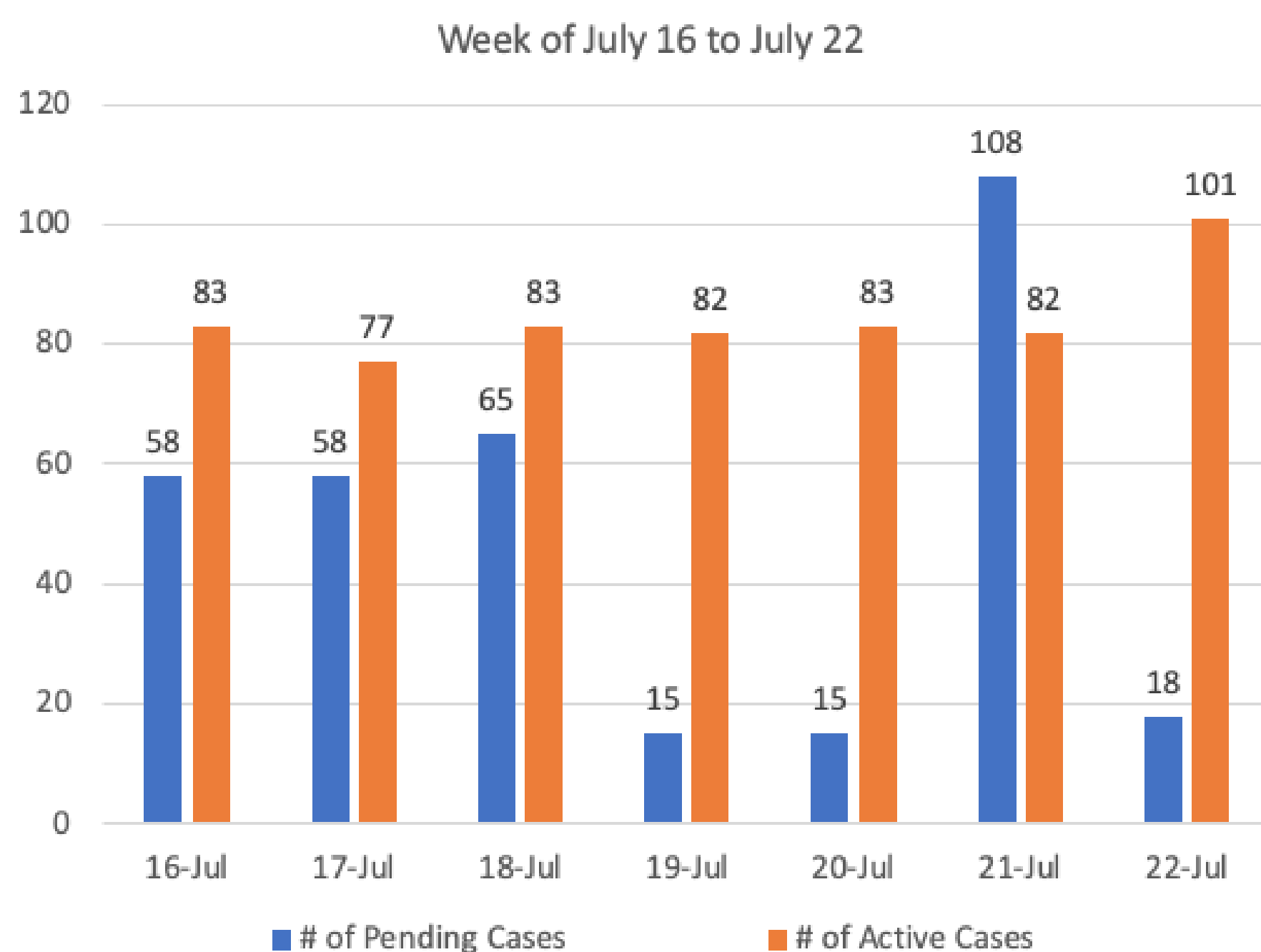
# BEXAR COUNTY JAIL

## COVID-19 UPDATE

The Texas Criminal Justice Coalition, in partnership with SA Stands, is producing weekly updates on the impact of COVID-19 within the Bexar County Jail. Data is sourced from the Texas Commission on Jail Standards and the San Antonio Metropolitan Health District, when available.

### COVID-19 NUMBERS AS OF JULY 22, 2020

The chart below, compiled from data reported by the Texas Commission on Jail Standards, represents the **daily totals of active, confirmed cases of COVID-19**, and the number of pending test results among those incarcerated.



#### Incarcerated Population

**2096** individuals with active, positive test confirmations

**509** individuals with pending test results

**9355** individuals in quarantine/isolated (non-active cases)

**14** individual being treated offsite for an active case

**5** confirmed death related to COVID-19

#### Jail Staff

**702** individuals with active, positive-test confirmations

**265** individuals in quarantine/isolated, pending test results



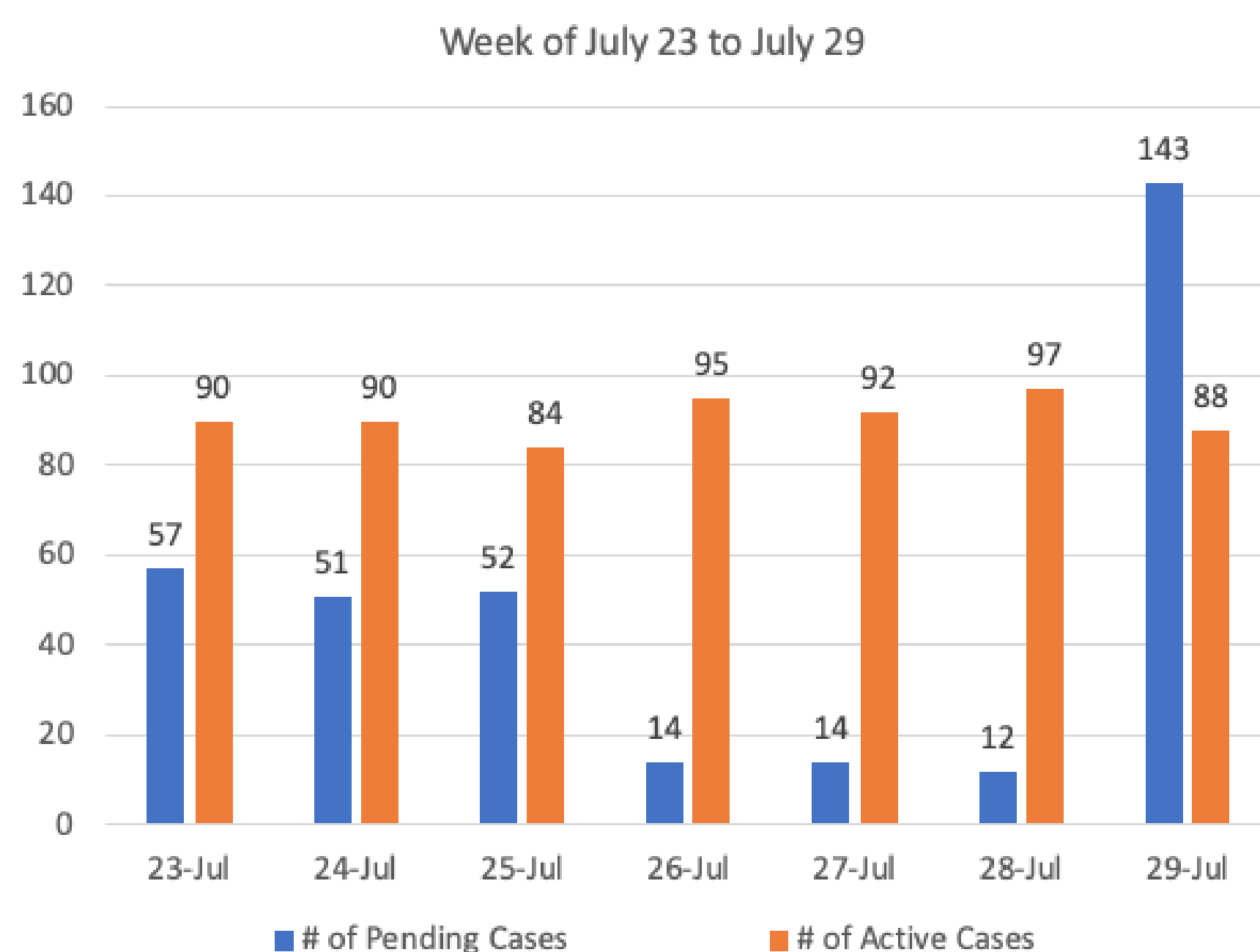
# BEXAR COUNTY JAIL

## COVID-19 UPDATE

The Texas Criminal Justice Coalition, in partnership with SA Stands, is producing weekly updates on the impact of COVID-19 within the Bexar County Jail. Data is sourced from the Texas Commission on Jail Standards and the San Antonio Metropolitan Health District, when available.

### COVID-19 NUMBERS AS OF JULY 29, 2020

The chart below, compiled from data reported by the Texas Commission on Jail Standards, represents the **daily totals of active, confirmed cases of COVID-19**, and the number of pending test results among those incarcerated.



#### Incarcerated Population

**1781** individuals with active, positive test confirmations

**476** individuals with pending test results

**9623** individuals in quarantine/isolated (non-active cases)

**12** individual being treated offsite for an active case

**6** confirmed death related to COVID-19

#### Jail Staff

**707** individuals with active, positive-test confirmations

**223** individuals in quarantine/isolated, pending test results

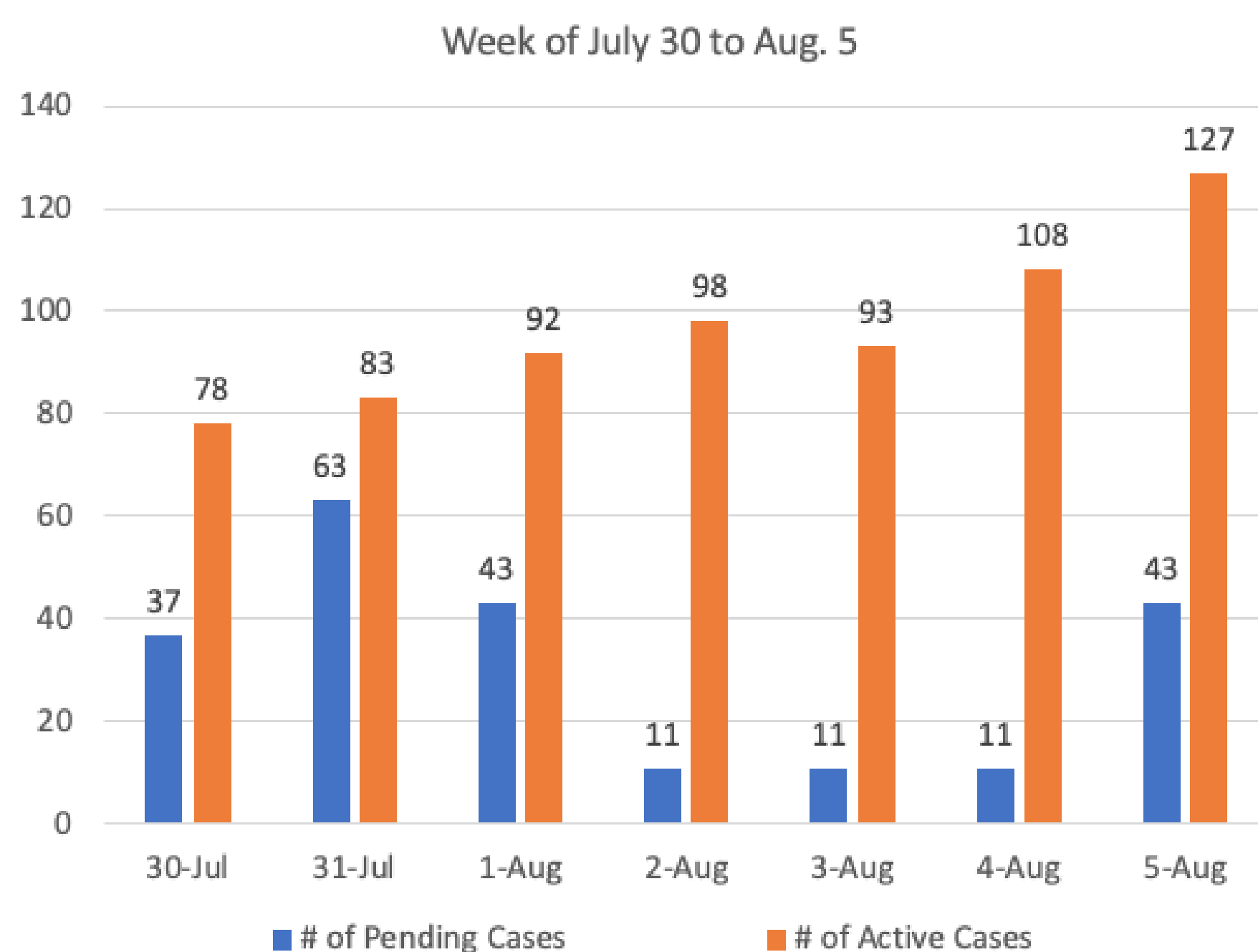


# BEXAR COUNTY JAIL COVID-19 UPDATE

The Texas Criminal Justice Coalition, in partnership with SA Stands, is producing weekly updates on the impact of COVID-19 within the Bexar County Jail. Data is sourced from the Texas Commission on Jail Standards and the San Antonio Metropolitan Health District, when available.

## COVID-19 NUMBERS AS OF AUGUST 5, 2020

The chart below, compiled from data reported by the Texas Commission on Jail Standards, represents the **daily totals of active, confirmed cases of COVID-19**, and the number of pending test results among those incarcerated.



### Incarcerated Population

**1962** individuals with active, positive test confirmations

**419** individuals with pending test results

**8934** individuals in quarantine/isolated (non-active cases)

**11** individual being treated offsite for an active case

**7** confirmed death related to COVID-19

### Jail Staff

**609** individuals with active, positive-test confirmations

**178** individuals in quarantine/isolated, pending test results

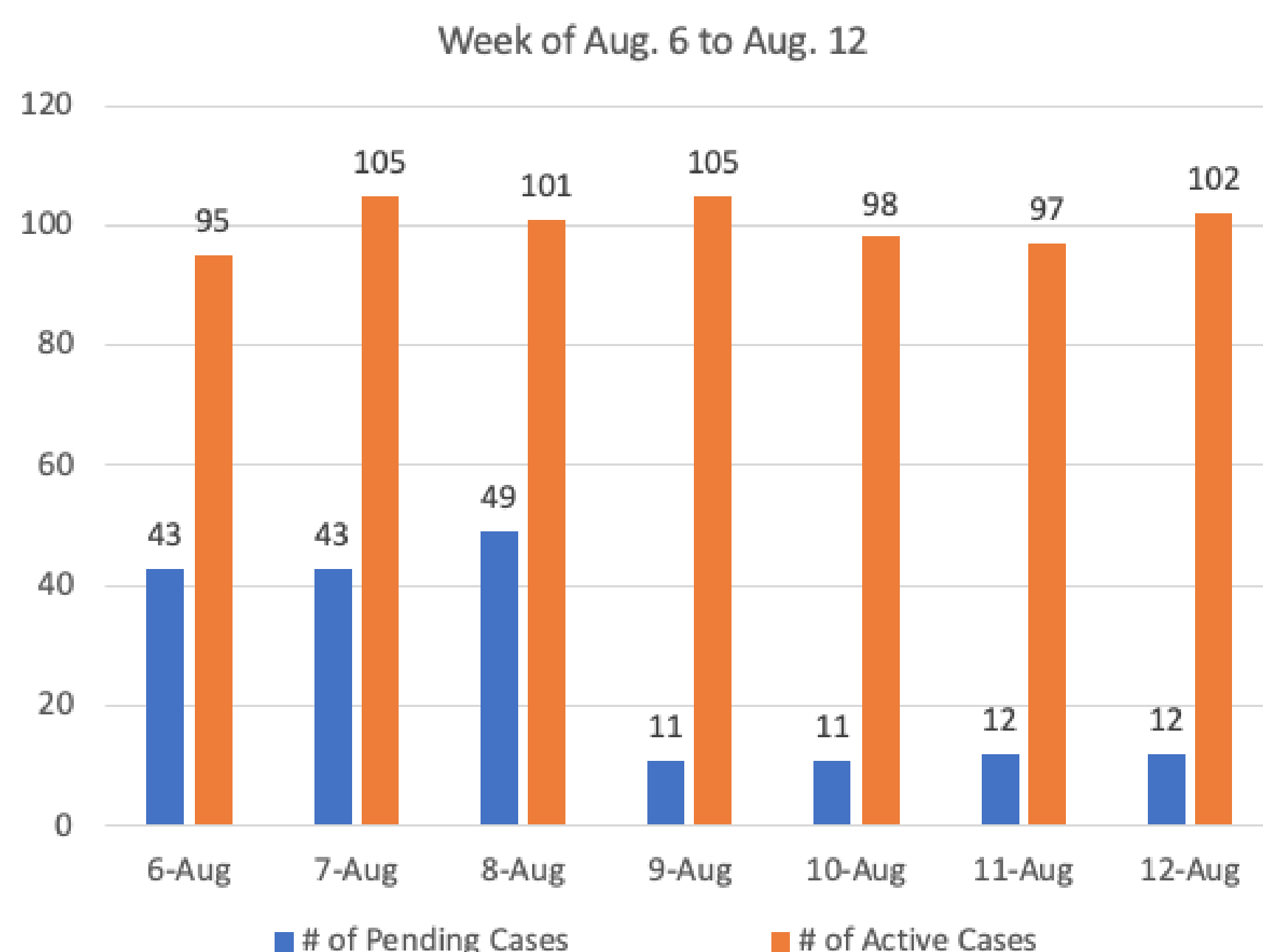


# BEXAR COUNTY JAIL COVID-19 UPDATE

The Texas Criminal Justice Coalition, in partnership with SA Stands, is producing weekly updates on the impact of COVID-19 within the Bexar County Jail. Data is sourced from the Texas Commission on Jail Standards and the San Antonio Metropolitan Health District, when available.

## COVID-19 NUMBERS AS OF AUGUST 12, 2020

The chart below, compiled from data reported by the Texas Commission on Jail Standards, represents the **daily totals of active, confirmed cases of COVID-19**, and the number of pending test results among those incarcerated.



### Incarcerated Population

**1609** individuals with active, positive test confirmations

**197** individuals with pending test results

**9485** individuals in quarantine/isolated (non-active cases)

**7** individual being treated offsite for an active case

**7** confirmed death related to COVID-19

### Jail Staff

**529** individuals with active, positive-test confirmations

**131** individuals in quarantine/isolated, pending test results

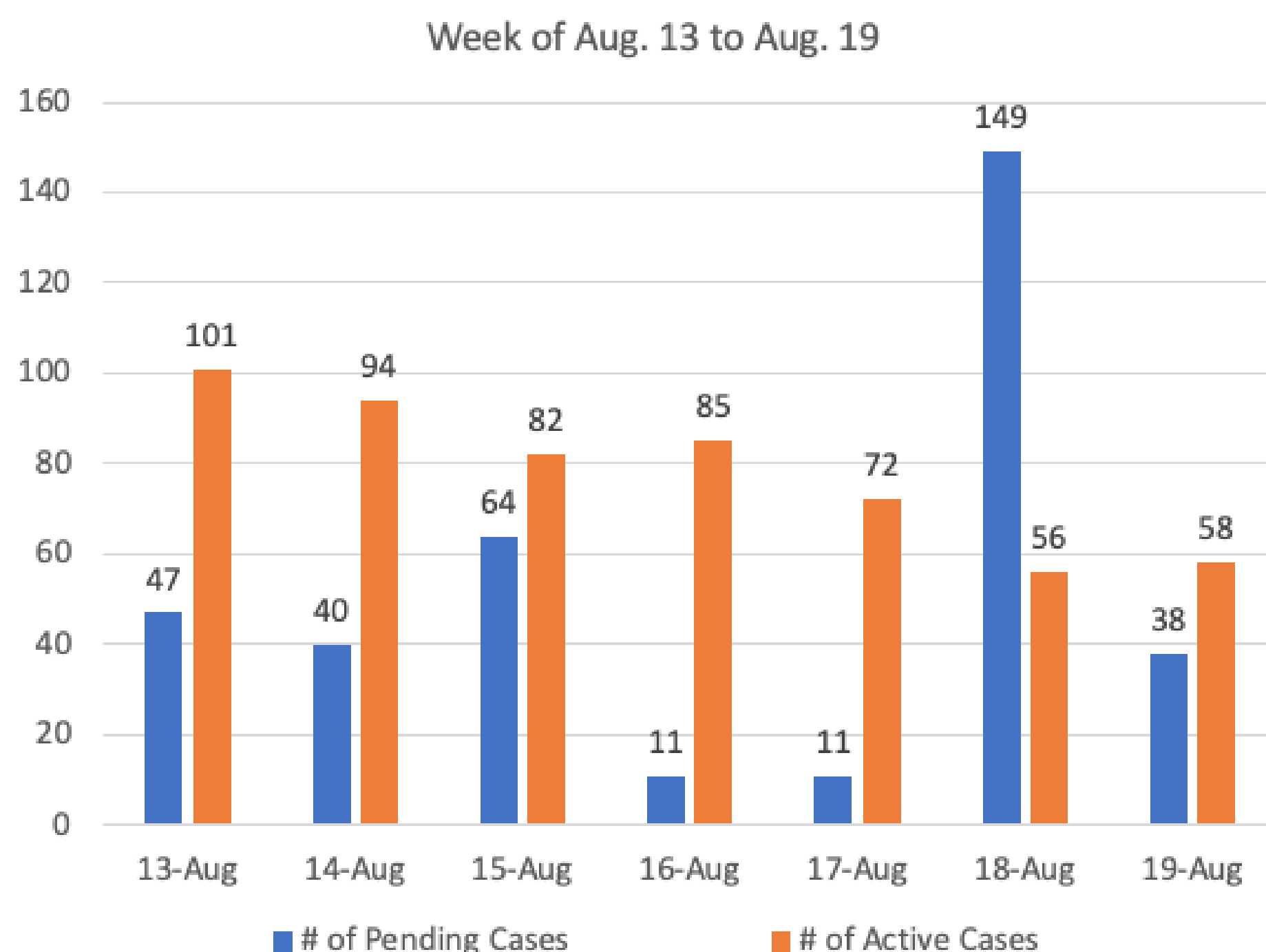


# BEXAR COUNTY JAIL COVID-19 UPDATE

The Texas Criminal Justice Coalition, in partnership with SA Stands, is producing weekly updates on the impact of COVID-19 within the Bexar County Jail. Data is sourced from the Texas Commission on Jail Standards and the San Antonio Metropolitan Health District, when available.

## COVID-19 NUMBERS AS OF AUGUST 19, 2020

The chart below, compiled from data reported by the Texas Commission on Jail Standards, represents the **daily totals of active, confirmed cases of COVID-19**, and the number of pending test results among those incarcerated.



### Incarcerated Population

**1575** individuals with active, positive test confirmations

**426** individuals with pending test results

**8717** individuals in quarantine/isolated (non-active cases)

**9** individual being treated offsite for an active case

**8** confirmed death related to COVID-19

### Jail Staff

**455** individuals with active, positive-test confirmations

**104** individuals in quarantine/isolated, pending test results



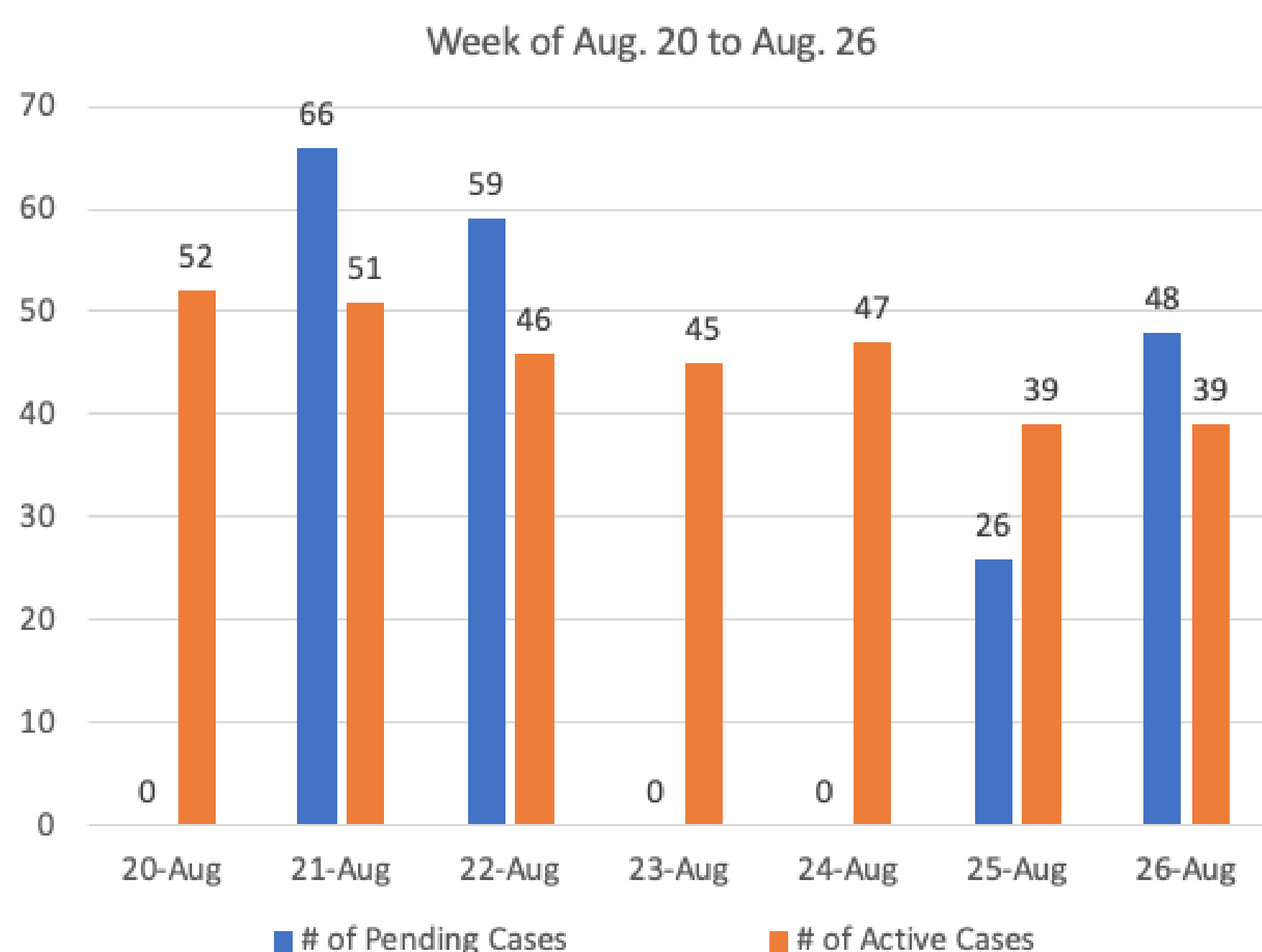
# BEXAR COUNTY JAIL

## COVID-19 UPDATE

The Texas Criminal Justice Coalition, in partnership with SA Stands, is producing weekly updates on the impact of COVID-19 within the Bexar County Jail. Data is sourced from the Texas Commission on Jail Standards and the San Antonio Metropolitan Health District, when available.

### COVID-19 NUMBERS AS OF AUGUST 26, 2020

The chart below, compiled from data reported by the Texas Commission on Jail Standards, represents the **daily totals of active, confirmed cases of COVID-19**, and the number of pending test results among those incarcerated.



#### Incarcerated Population

**1763** individuals with active, positive test confirmations

**199** individuals with pending test results

**8514** individuals in quarantine/isolated (non-active cases)

**5** individual being treated offsite for an active case

**8** confirmed death related to COVID-19

#### Jail Staff

**365** individuals with active, positive-test confirmations

**89** individuals in quarantine/isolated, pending test results



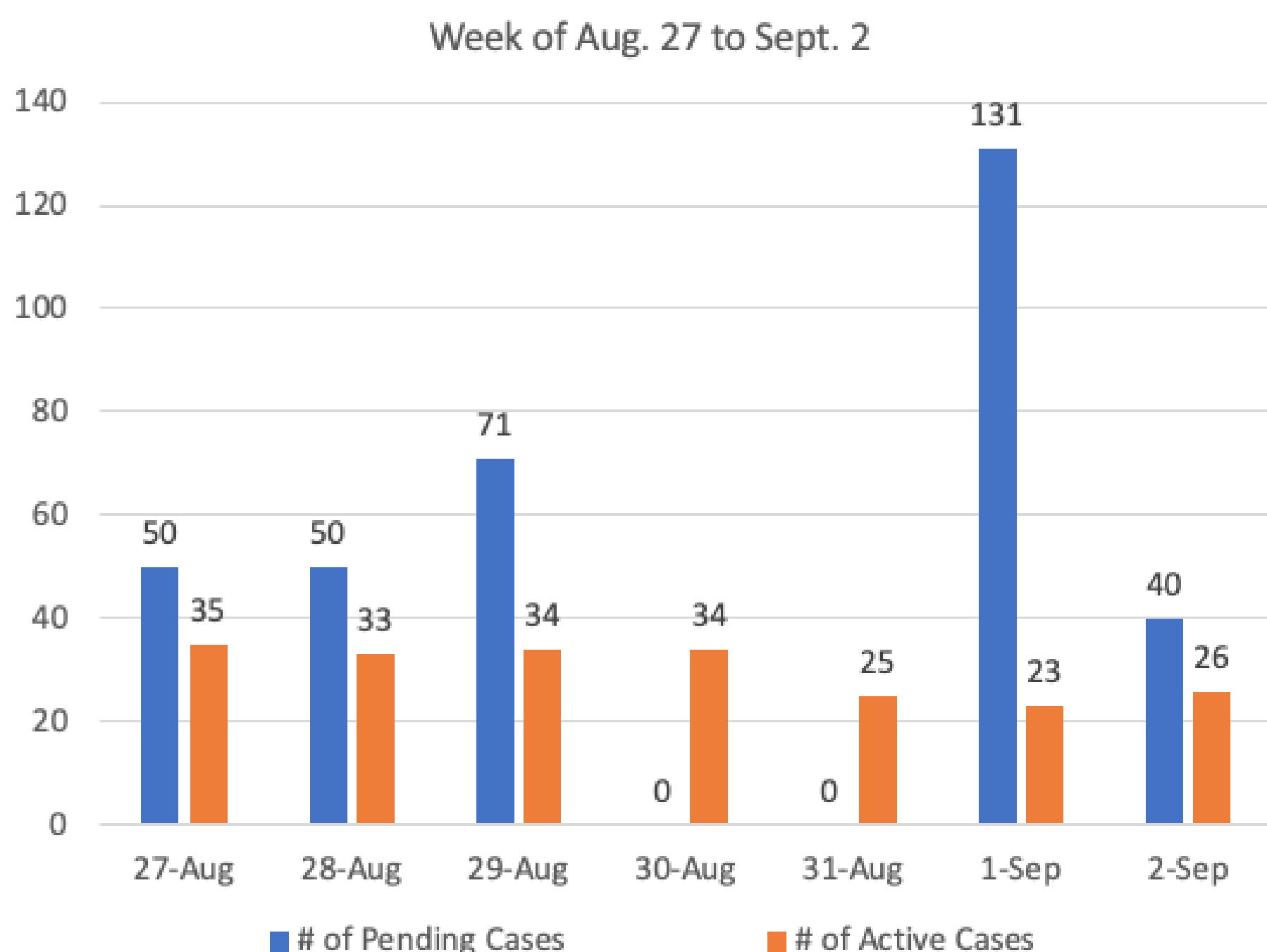
# BEXAR COUNTY JAIL

## COVID-19 UPDATE

The Texas Criminal Justice Coalition, in partnership with SA Stands, is producing weekly updates on the impact of COVID-19 within the Bexar County Jail. Data is sourced from the Texas Commission on Jail Standards and the San Antonio Metropolitan Health District, when available.

### COVID-19 NUMBERS AS OF SEPTEMBER 2, 2020

The chart below, compiled from data reported by the Texas Commission on Jail Standards, represents the **daily totals of active, confirmed cases of COVID-19**, and the number of pending test results among those incarcerated.



#### Incarcerated Population

**1497** individuals with active, positive test confirmations

**191** individuals with pending test results

**7319** individuals in quarantine/isolated (non-active cases)

**7** individual being treated offsite for an active case

**8** confirmed death related to COVID-19

#### Jail Staff

**262** individuals with active, positive-test confirmations

**81** individuals in quarantine/isolated, pending test results

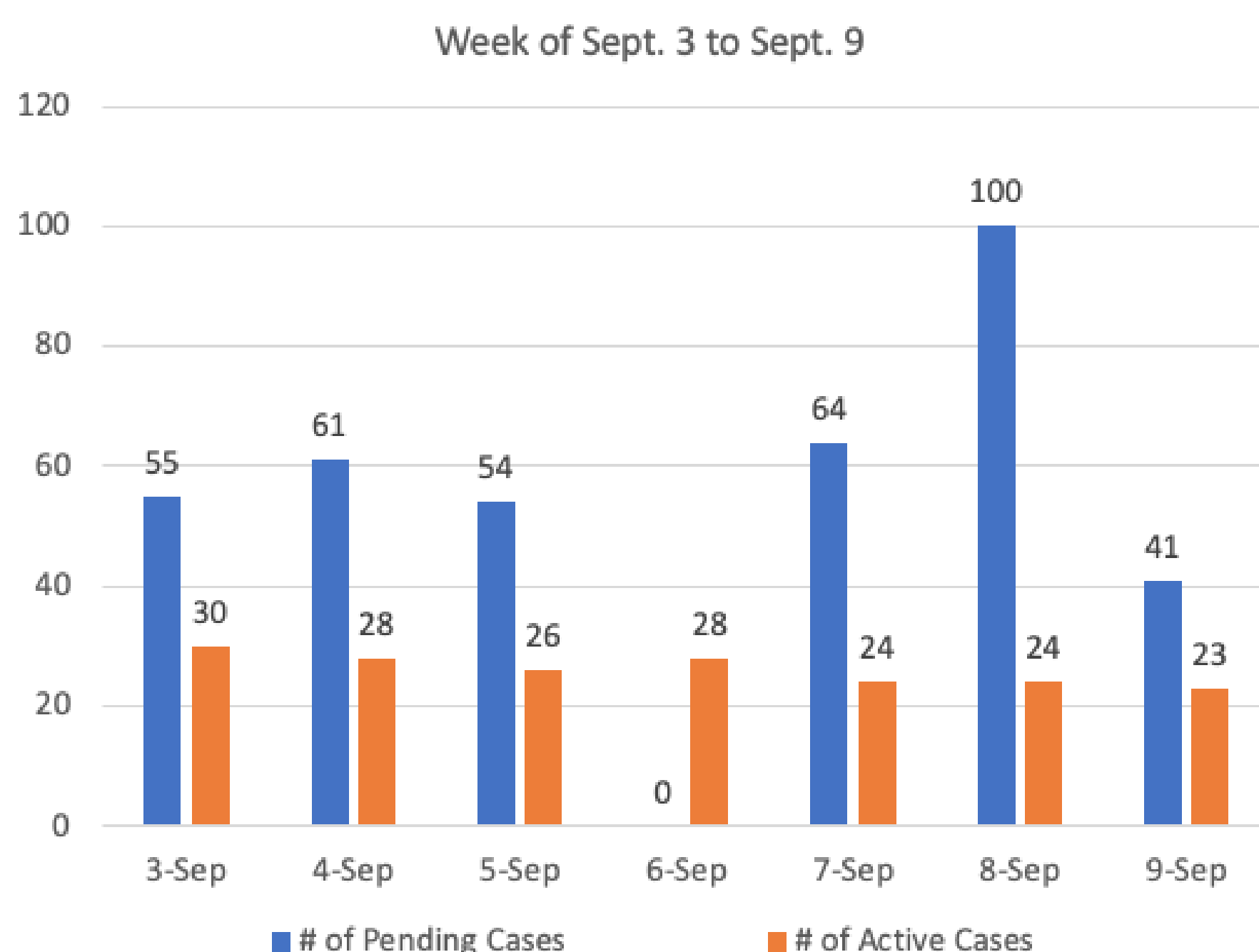


# BEXAR COUNTY JAIL COVID-19 UPDATE

The Texas Criminal Justice Coalition, in partnership with SA Stands, is producing weekly updates on the impact of COVID-19 within the Bexar County Jail. Data is sourced from the Texas Commission on Jail Standards and the San Antonio Metropolitan Health District, when available.

## COVID-19 NUMBERS AS OF SEPTEMBER 9, 2020

The chart below, compiled from data reported by the Texas Commission on Jail Standards, represents the **daily totals of active, confirmed cases of COVID-19**, and the number of pending test results among those incarcerated.



### Incarcerated Population

**1257** individuals with active, positive test confirmations

**238** individuals with pending test results

**5842** individuals in quarantine/isolated (non-active cases)

**6** individual being treated offsite for an active case

**8** confirmed death related to COVID-19

### Jail Staff

**209** individuals with active, positive-test confirmations

**74** individuals in quarantine/isolated, pending test results

