

# **HARRIS COUNTY FELONY PRETRIAL DETENTION REPORT**

*Brought to you by the Texas Center for Justice and Equity and researchers at Harvard University*

**2022**

# HARRIS COUNTY FELONY PRETRIAL DETENTION REPORT

*Brought to you by the Texas Center for Justice and Equity and researchers at Harvard University*

December 26, 2021 - January 1, 2022



## Frank Aguilar – 228<sup>th</sup> District Court

Among current pretrial jail inmates assigned to Judge Aguilar:

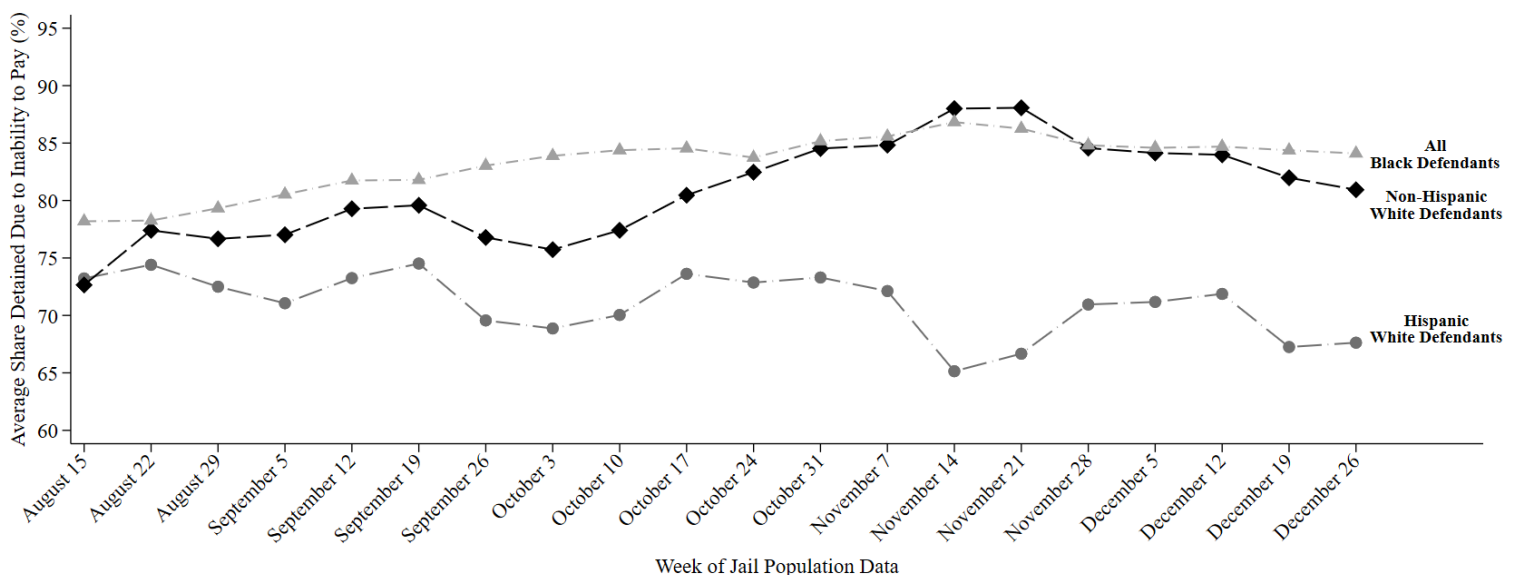
- **84% of Black defendants (107 out of 128)**
- **68% of Hispanic White defendants (17 out of 25)**
- **81% of non-Hispanic White defendants (52 out of 64)**

were detained per night based on inability to pay

Last week, among current pretrial jail inmates assigned to Judge Aguilar, **84% of Black defendants (107 out of 128 on an average night)**, **68% of Hispanic White defendants (17 out of 25 on an average night)**, and **81% of non-Hispanic White defendants (52 out of 64 on an average night)** were detained in Harris County Jail because they couldn't afford money bail.

Judge Aguilar's **racial difference in the share detained due to inability to pay for Black and Non-Hispanic White defendants** is among the **25% best** in Harris County. His **racial difference in the share detained due to inability to pay for Hispanic and Non-Hispanic White defendants** is among the **25% worst** in Harris County.

## Track Judge Aguilar's Share Detained Due to Inability to Pay



This report uses jail population data provided by Harris County. Share detained due to inability to pay represents the percent of current pretrial jail inmates assigned to this judge who were detained because they couldn't afford money bail.



# HARRIS COUNTY FELONY PRETRIAL DETENTION REPORT

*Brought to you by the Texas Center for Justice and Equity and researchers at Harvard University*

January 2, 2022 - January 7, 2022



## Frank Aguilar – 228<sup>th</sup> District Court

Among current pretrial jail inmates assigned to Judge Aguilar:

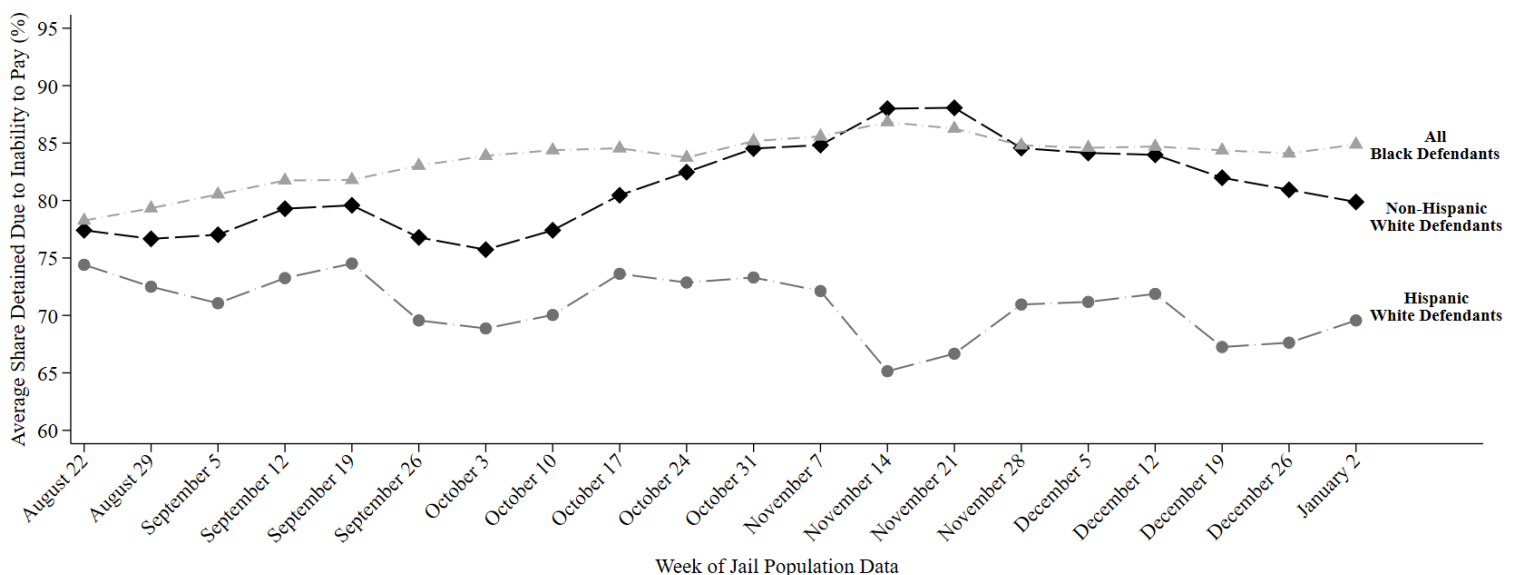
- **85% of Black defendants (109 out of 129)**
- **70% of Hispanic White defendants (27 out of 38)**
- **80% of non-Hispanic White defendants (43 out of 54)**

were detained per night based on inability to pay

Last week, among current pretrial jail inmates assigned to Judge Aguilar, **85% of Black defendants (109 out of 129 on an average night)**, **70% of Hispanic White defendants (27 out of 38 on an average night)**, and **80% of non-Hispanic White defendants (43 out of 54 on an average night)** were detained in Harris County Jail because they couldn't afford money bail.

Judge Aguilar's **racial difference in the share detained due to inability to pay for Black and Non-Hispanic White defendants** is among the **25% best** in Harris County. His **racial difference in the share detained due to inability to pay for Hispanic and Non-Hispanic White defendants** is among the **50% worst** in Harris County.

## Track Judge Aguilar's Share Detained Due to Inability to Pay



This report uses jail population data provided by Harris County. Share detained due to inability to pay represents the percent of current pretrial jail inmates assigned to this judge who were detained because they couldn't afford money bail.

# HARRIS COUNTY FELONY PRETRIAL DETENTION REPORT

*Brought to you by the Texas Center for Justice and Equity and researchers at Harvard University*

January 9, 2022 - January 15, 2022



## Frank Aguilar – 228<sup>th</sup> District Court

Among current pretrial jail inmates assigned to Judge Aguilar:

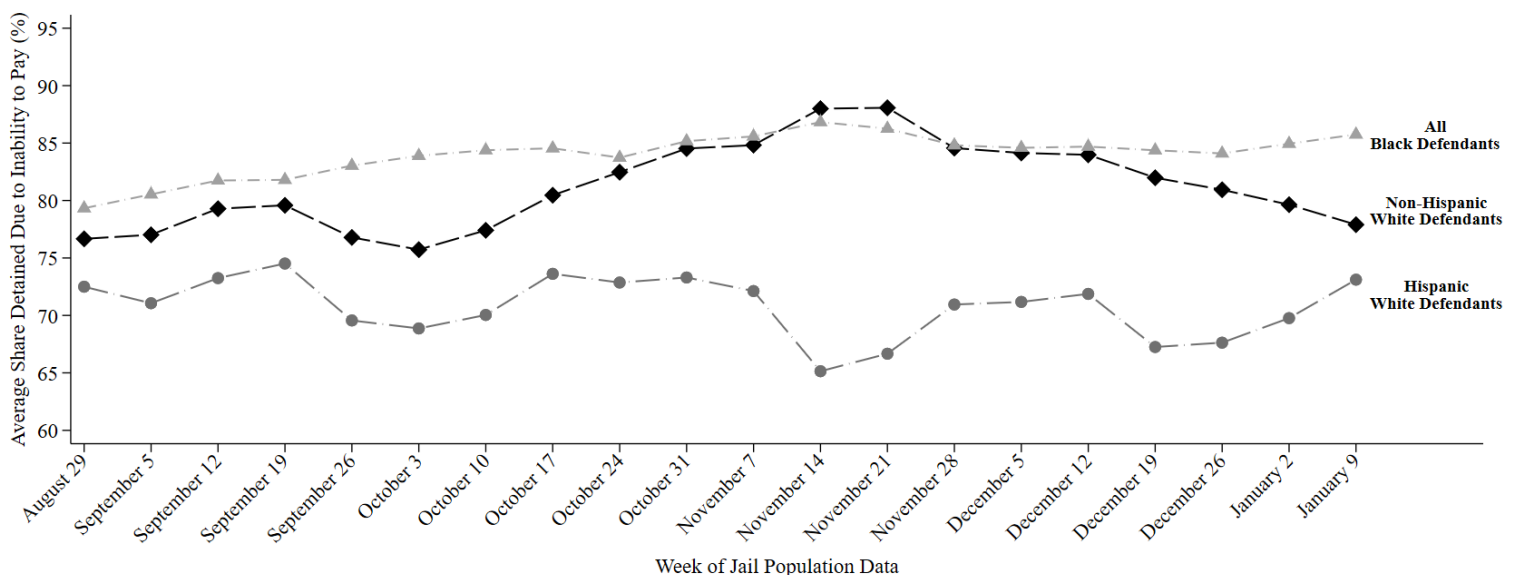
- **86% of Black defendants (97 out of 113)**
- **73% of Hispanic White defendants (22 out of 30)**
- **78% of non-Hispanic White defendants (51 out of 65)**

were detained per night based on inability to pay

Last week, among current pretrial jail inmates assigned to Judge Aguilar, **86% of Black defendants (97 out of 113 on an average night)**, **73% of Hispanic White defendants (22 out of 30 on an average night)**, and **78% of non-Hispanic White defendants (51 out of 65 on an average night)** were detained in Harris County Jail because they couldn't afford money bail.

Judge Aguilar's **racial difference in the share detained due to inability to pay for Black and Non-Hispanic White defendants** is among the **25% best** in Harris County. His **racial difference in the share detained due to inability to pay for Hispanic and Non-Hispanic White defendants** is among the **50% best** in Harris County.

## Track Judge Aguilar's Share Detained Due to Inability to Pay



This report uses jail population data provided by Harris County. Share detained due to inability to pay represents the percent of current pretrial jail inmates assigned to this judge who were detained because they couldn't afford money bail.

# HARRIS COUNTY FELONY PRETRIAL DETENTION REPORT

*Brought to you by the Texas Center for Justice and Equity and researchers at Harvard University*

January 23, 2022 - January 29, 2022



## Frank Aguilar – 228<sup>th</sup> District Court

Among current pretrial jail inmates assigned to Judge Aguilar:

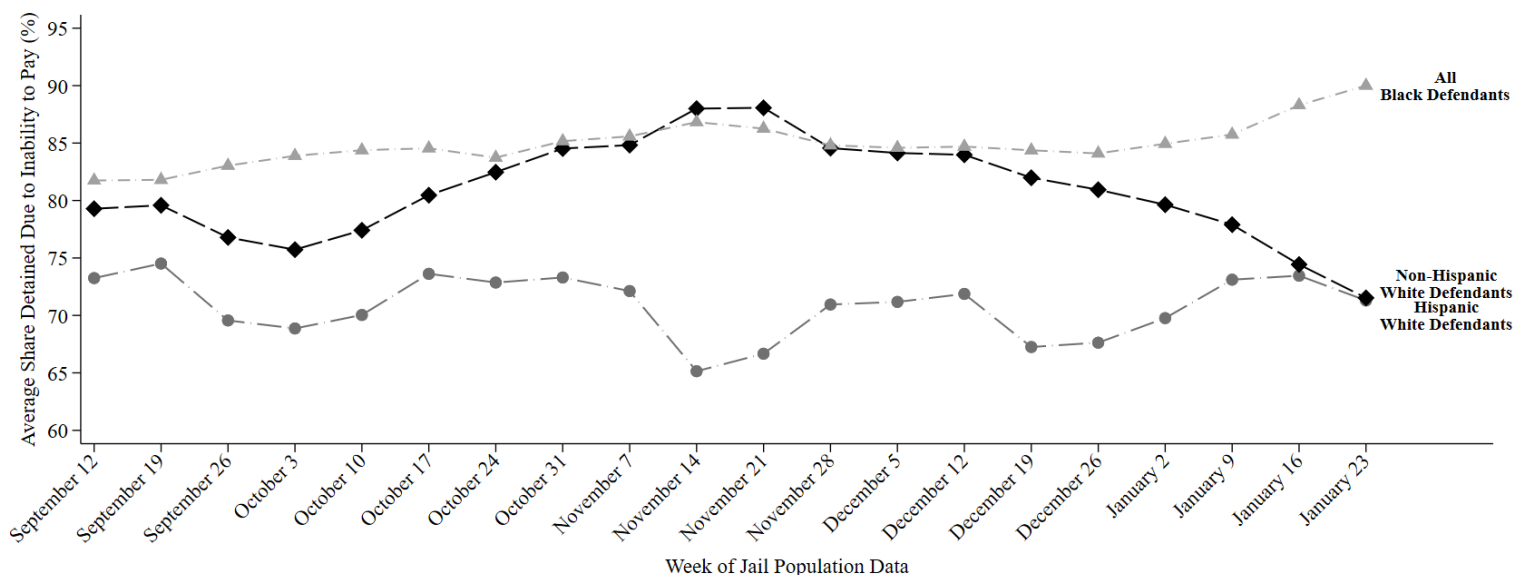
- **90% of Black defendants (112 out of 124)**
- **71% of Hispanic White defendants (23 out of 33)**
- **72% of non-Hispanic White defendants (46 out of 64)**

were detained per night based on inability to pay

Last week, among current pretrial jail inmates assigned to Judge Aguilar, **90% of Black defendants (112 out of 124 on an average night)**, **71% of Hispanic White defendants (23 out of 33 on an average night)**, and **72% of non-Hispanic White defendants (46 out of 64 on an average night)** were detained in Harris County Jail because they couldn't afford money bail.

Judge Aguilar's **racial difference in the share detained due to inability to pay for Black and Non-Hispanic White defendants** is among the **50% worst** in Harris County. His **racial difference in the share detained due to inability to pay for Hispanic and Non-Hispanic White defendants** is among the **25% best** in Harris County.

## Track Judge Aguilar's Share Detained Due to Inability to Pay



This report uses jail population data provided by Harris County. Share detained due to inability to pay represents the percent of current pretrial jail inmates assigned to this judge who were detained because they couldn't afford money bail.

# HARRIS COUNTY FELONY PRETRIAL DETENTION REPORT

*Brought to you by the Texas Center for Justice and Equity and researchers at Harvard University*

January 30, 2022 - February 5, 2022



## Frank Aguilar – 228<sup>th</sup> District Court

Among current pretrial jail inmates assigned to Judge Aguilar:

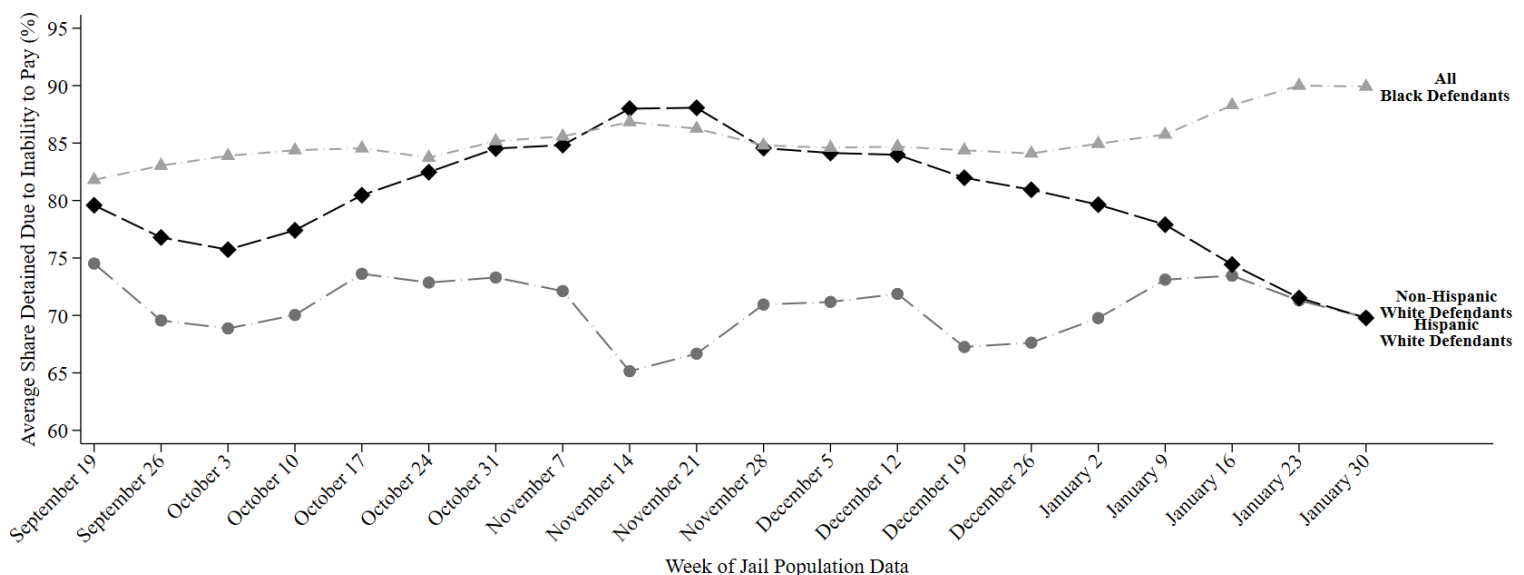
- **90% of Black defendants (113 out of 126)**
- **70% of Hispanic White defendants (24 out of 35)**
- **70% of non-Hispanic White defendants (45 out of 64)**

were detained per night based on inability to pay

Last week, among current pretrial jail inmates assigned to Judge Aguilar, **90% of Black defendants (113 out of 126 on an average night)**, **70% of Hispanic White defendants (24 out of 35 on an average night)**, and **70% of non-Hispanic White defendants (45 out of 64 on an average night)** were detained in Harris County Jail because they couldn't afford money bail.

Judge Aguilar's **racial difference in the share detained due to inability to pay for Black and Non-Hispanic White defendants** is among the **50% worst** in Harris County. His **racial difference in the share detained due to inability to pay for Hispanic and Non-Hispanic White defendants** is among the **25% best** in Harris County.

## Track Judge Aguilar's Share Detained Due to Inability to Pay



This report uses jail population data provided by Harris County. Share detained due to inability to pay represents the percent of current pretrial jail inmates assigned to this judge who were detained because they couldn't afford money bail.

# HARRIS COUNTY FELONY PRETRIAL DETENTION REPORT

*Brought to you by the Texas Center for Justice and Equity and researchers at Harvard University*

February 13, 2022 - February 19, 2022



## Frank Aguilar – 228<sup>th</sup> District Court

Among current pretrial jail inmates assigned to Judge Aguilar:

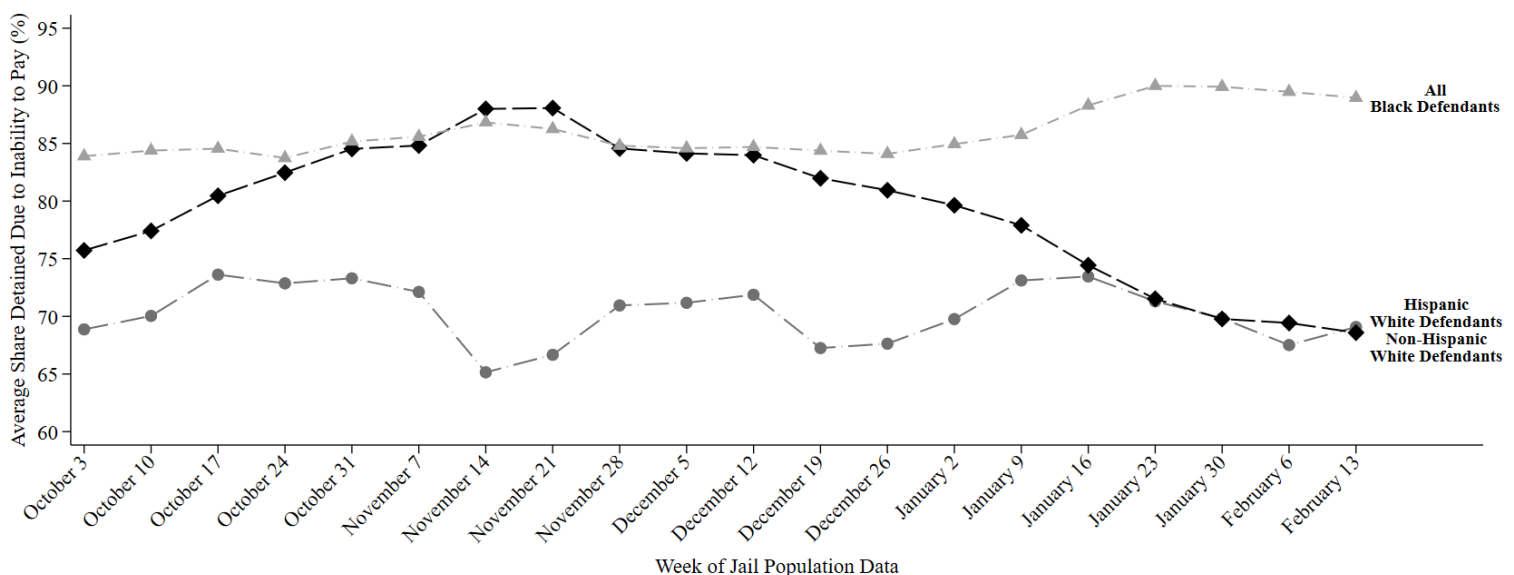
- **89% of Black defendants (115 out of 129)**
- **69% of Hispanic White defendants (25 out of 36)**
- **69% of non-Hispanic White defendants (46 out of 67)**

were detained per night based on inability to pay

Last week, among current pretrial jail inmates assigned to Judge Aguilar, **89% of Black defendants (115 out of 129 on an average night)**, **69% of Hispanic White defendants (25 out of 36 on an average night)**, and **69% of non-Hispanic White defendants (46 out of 67 on an average night)** were detained in Harris County Jail because they couldn't afford money bail.

Judge Aguilar's **racial difference in the share detained due to inability to pay for Black and Non-Hispanic White defendants** is among the **25% worst** in Harris County. His **racial difference in the share detained due to inability to pay for Hispanic and Non-Hispanic White defendants** is among the **25% best** in Harris County.

## Track Judge Aguilar's Share Detained Due to Inability to Pay



This report uses jail population data provided by Harris County. Share detained due to inability to pay represents the percent of current pretrial jail inmates assigned to this judge who were detained because they couldn't afford money bail.

# HARRIS COUNTY FELONY PRETRIAL DETENTION REPORT

*Brought to you by the Texas Center for Justice and Equity and researchers at Harvard University*

February 20, 2022 - February 26, 2022



## Frank Aguilar – 228<sup>th</sup> District Court

Among current pretrial jail inmates assigned to Judge Aguilar:

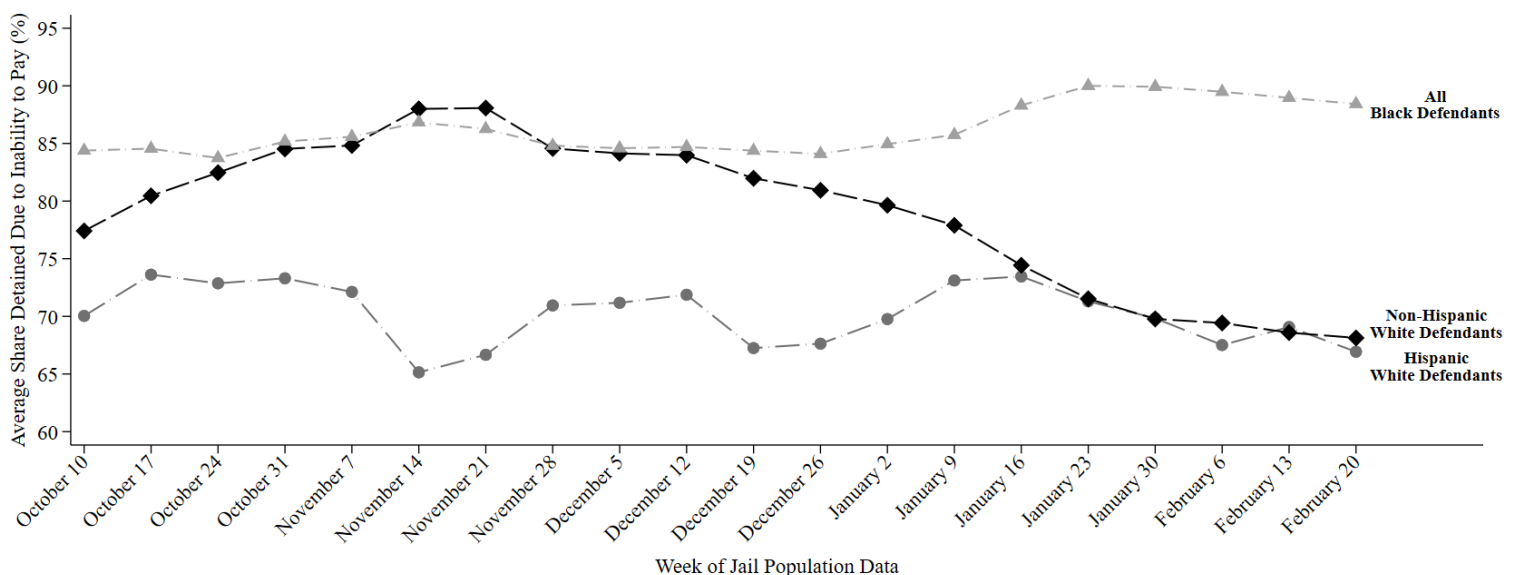
- **88% of Black defendants (115 out of 130)**
- **67% of Hispanic White defendants (24 out of 35)**
- **68% of non-Hispanic White defendants (44 out of 65)**

were detained per night based on inability to pay

Last week, among current pretrial jail inmates assigned to Judge Aguilar, **88% of Black defendants (115 out of 130 on an average night)**, **67% of Hispanic White defendants (24 out of 35 on an average night)**, and **68% of non-Hispanic White defendants (44 out of 65 on an average night)** were detained in Harris County Jail because they couldn't afford money bail.

Judge Aguilar's **racial difference in the share detained due to inability to pay for Black and Non-Hispanic White defendants** is among the **25% worst** in Harris County. His **racial difference in the share detained due to inability to pay for Hispanic and Non-Hispanic White defendants** is among the **25% best** in Harris County.

## Track Judge Aguilar's Share Detained Due to Inability to Pay



This report uses jail population data provided by Harris County. Share detained due to inability to pay represents the percent of current pretrial jail inmates assigned to this judge who were detained because they couldn't afford money bail.



# HARRIS COUNTY FELONY PRETRIAL DETENTION REPORT

*Brought to you by the Texas Center for Justice and Equity and researchers at Harvard University*

March 6, 2022 - March 12, 2022



## Frank Aguilar – 228<sup>th</sup> District Court

Among current pretrial jail inmates assigned to Judge Aguilar:

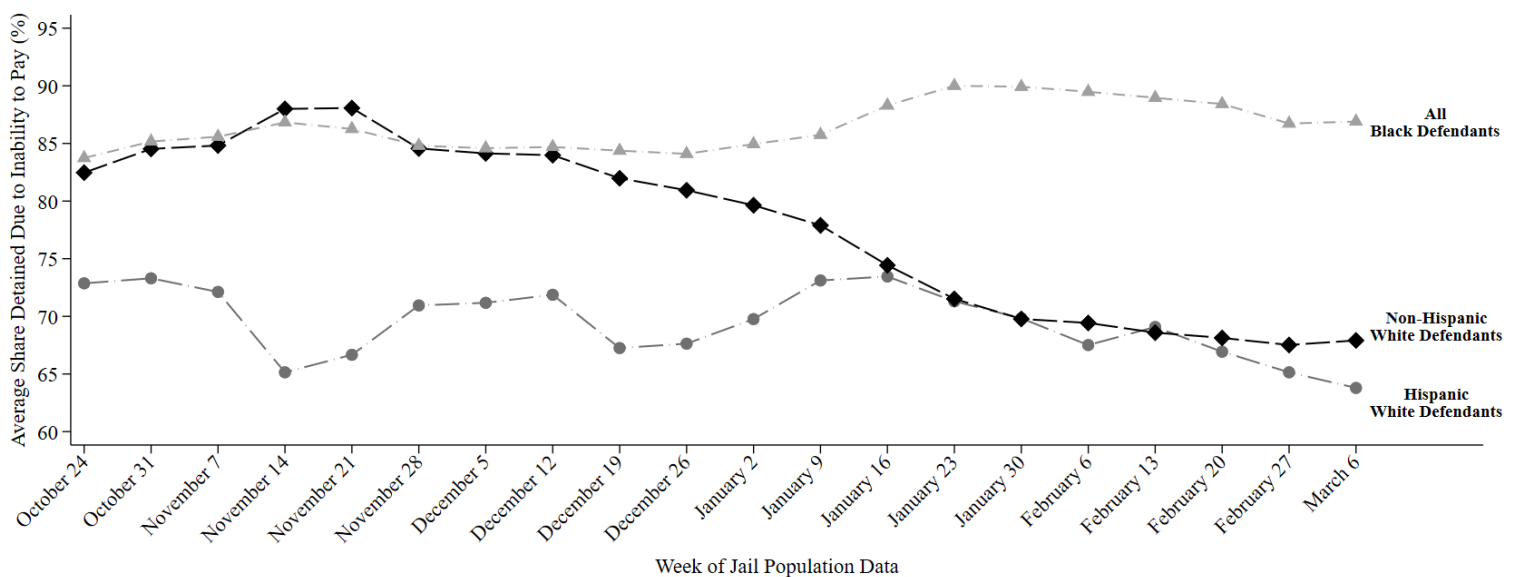
- **87% of Black defendants (109 out of 125)**
- **64% of Hispanic White defendants (21 out of 33)**
- **68% of non-Hispanic White defendants (49 out of 73)**

were detained per night based on inability to pay

Last week, among current pretrial jail inmates assigned to Judge Aguilar, **87% of Black defendants (109 out of 125 on an average night)**, **64% of Hispanic White defendants (21 out of 33 on an average night)**, and **68% of non-Hispanic White defendants (49 out of 73 on an average night)** were detained in Harris County Jail because they couldn't afford money bail.

Judge Aguilar's **racial difference in the share detained due to inability to pay for Black and Non-Hispanic White defendants** is among the **25% worst** in Harris County. His **racial difference in the share detained due to inability to pay for Hispanic and Non-Hispanic White defendants** is among the **50% best** in Harris County.

## Track Judge Aguilar's Share Detained Due to Inability to Pay



This report uses jail population data provided by Harris County. Share detained due to inability to pay represents the percent of current pretrial jail inmates assigned to this judge who were detained because they couldn't afford money bail.

# HARRIS COUNTY FELONY PRETRIAL DETENTION REPORT

*Brought to you by the Texas Center for Justice and Equity and researchers at Harvard University*

March 20, 2022 - March 26, 2022



## Frank Aguilar – 228<sup>th</sup> District Court

Among current pretrial jail inmates assigned to Judge Aguilar:

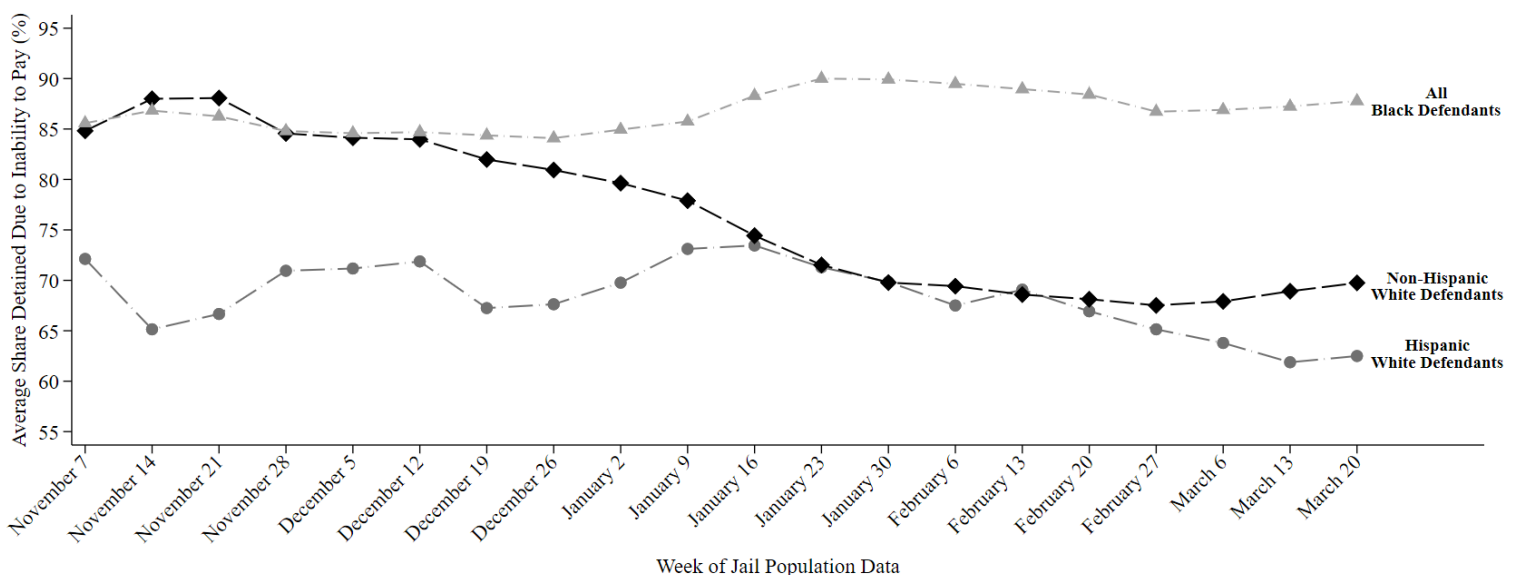
- **88% of Black defendants (114 out of 130)**
- **63% of Hispanic White defendants (20 out of 32)**
- **70% of non-Hispanic White defendants (51 out of 73)**

were detained per night based on inability to pay

Last week, among current pretrial jail inmates assigned to Judge Aguilar, **88% of Black defendants (114 out of 130 on an average night)**, **63% of Hispanic White defendants (20 out of 32 on an average night)**, and **70% of non-Hispanic White defendants (51 out of 73 on an average night)** were detained in Harris County Jail because they couldn't afford money bail.

Judge Aguilar's **racial difference in the share detained due to inability to pay for Black and Non-Hispanic White defendants** is among the **50% worst** in Harris County. His **racial difference in the share detained due to inability to pay for Hispanic and Non-Hispanic White defendants** is among the **50% worst** in Harris County.

## Track Judge Aguilar's Share Detained Due to Inability to Pay



This report uses jail population data provided by Harris County. Share detained due to inability to pay represents the percent of current pretrial jail inmates assigned to this judge who were detained because they couldn't afford money bail.



# HARRIS COUNTY FELONY PRETRIAL DETENTION REPORT

*Brought to you by the Texas Center for Justice and Equity and researchers at Harvard University*

March 27, 2022 - April 1, 2022



## Frank Aguilar – 228<sup>th</sup> District Court

Among current pretrial jail inmates assigned to Judge Aguilar:

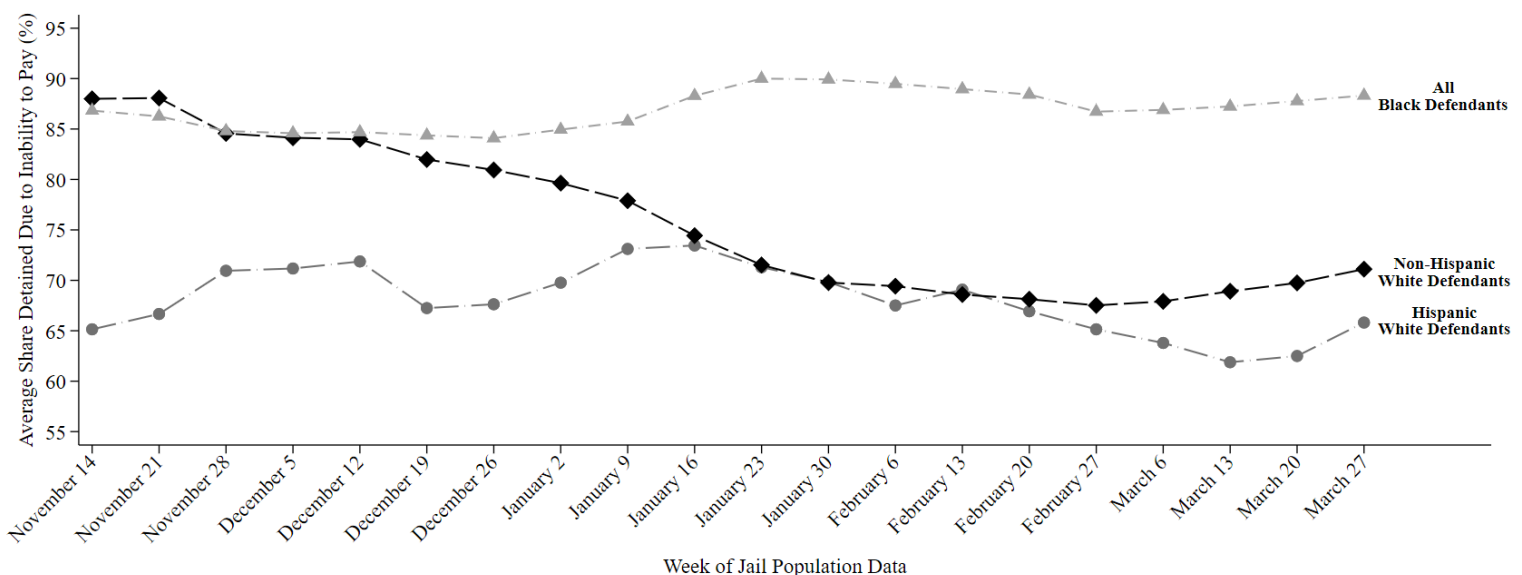
- **88% of Black defendants (114 out of 129)**
- **66% of Hispanic White defendants (22 out of 33)**
- **71% of non-Hispanic White defendants (54 out of 76)**

were detained per night based on inability to pay

Last week, among current pretrial jail inmates assigned to Judge Aguilar, **88% of Black defendants (114 out of 129 on an average night)**, **66% of Hispanic White defendants (22 out of 33 on an average night)**, and **71% of non-Hispanic White defendants (54 out of 76 on an average night)** were detained in Harris County Jail because they couldn't afford money bail.

Judge Aguilar's **racial difference in the share detained due to inability to pay for Black and Non-Hispanic White defendants** is among the **50% worst** in Harris County. His **racial difference in the share detained due to inability to pay for Hispanic and Non-Hispanic White defendants** is among the **50% best** in Harris County.

## Track Judge Aguilar's Share Detained Due to Inability to Pay



This report uses jail population data provided by Harris County. Share detained due to inability to pay represents the percent of current pretrial jail inmates assigned to this judge who were detained because they couldn't afford money bail.

# HARRIS COUNTY FELONY PRETRIAL DETENTION REPORT

*Brought to you by the Texas Center for Justice and Equity and researchers at Harvard University*

April 3, 2022 - April 9, 2022



## Frank Aguilar – 228<sup>th</sup> District Court

Among current pretrial jail inmates assigned to Judge Aguilar:

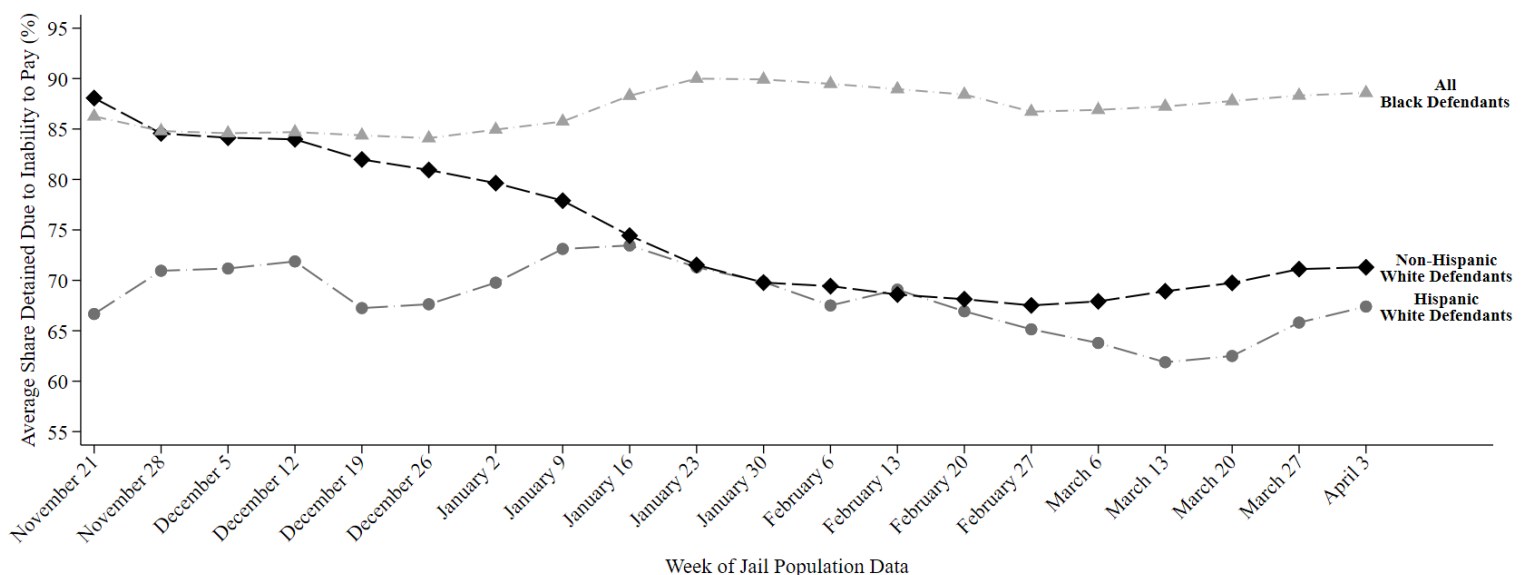
- **89% of Black defendants (116 out of 131)**
- **67% of Hispanic White defendants (22 out of 32)**
- **71% of non-Hispanic White defendants (55 out of 77)**

were detained per night based on inability to pay

Last week, among current pretrial jail inmates assigned to Judge Aguilar, **89% of Black defendants (116 out of 131 on an average night)**, **67% of Hispanic White defendants (22 out of 32 on an average night)**, and **71% of non-Hispanic White defendants (55 out of 77 on an average night)** were detained in Harris County Jail because they couldn't afford money bail.

Judge Aguilar's **racial difference in the share detained due to inability to pay for Black and Non-Hispanic White defendants** is among the **50% best** in Harris County. His **racial difference in the share detained due to inability to pay for Hispanic and Non-Hispanic White defendants** is among the **50% best** in Harris County.

## Track Judge Aguilar's Share Detained Due to Inability to Pay



This report uses jail population data provided by Harris County. Share detained due to inability to pay represents the percent of current pretrial jail inmates assigned to this judge who were detained because they couldn't afford money bail.

# HARRIS COUNTY FELONY PRETRIAL DETENTION REPORT

*Brought to you by the Texas Center for Justice and Equity and researchers at Harvard University*

April 10, 2022 - April 16, 2022



## Frank Aguilar – 228<sup>th</sup> District Court

Among current pretrial jail inmates assigned to Judge Aguilar:

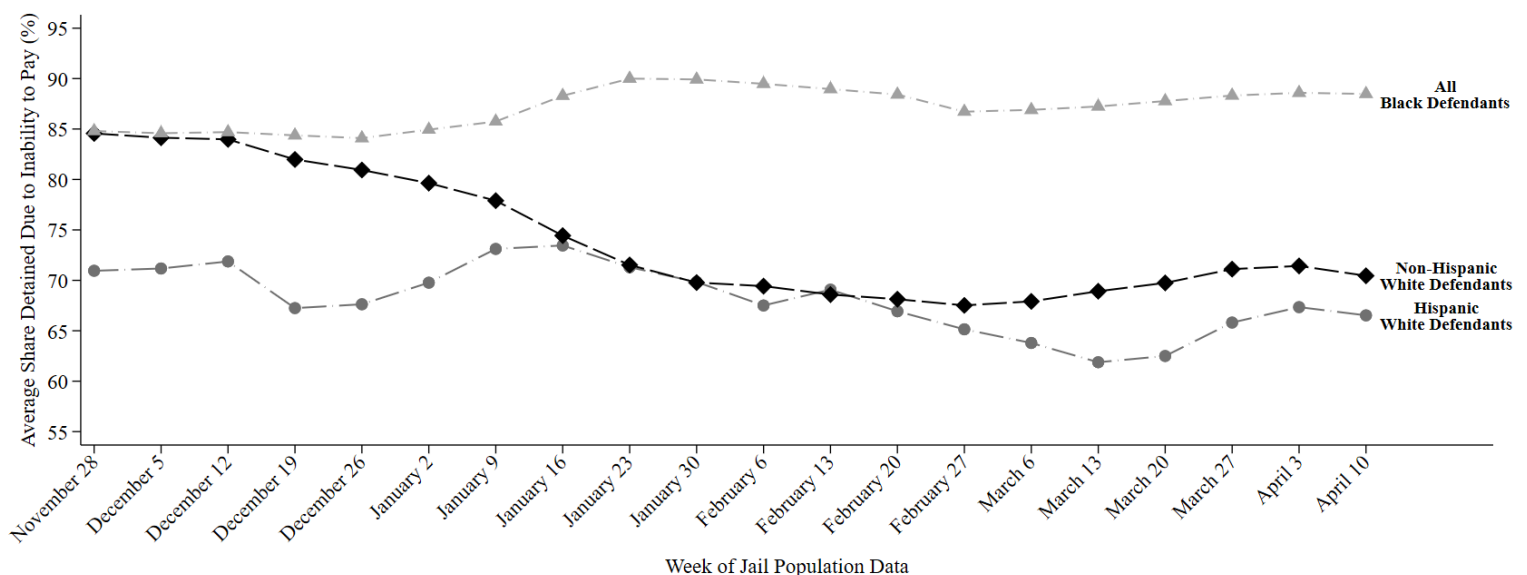
- **88% of Black defendants (115 out of 130)**
- **66% of Hispanic White defendants (20 out of 30)**
- **70% of non-Hispanic White defendants (54 out of 77)**

were detained per night based on inability to pay

Last week, among current pretrial jail inmates assigned to Judge Aguilar, **88% of Black defendants (115 out of 130 on an average night)**, **66% of Hispanic White defendants (20 out of 30 on an average night)**, and **70% of non-Hispanic White defendants (54 out of 77 on an average night)** were detained in Harris County Jail because they couldn't afford money bail.

Judge Aguilar's **racial difference in the share detained due to inability to pay for Black and Non-Hispanic White defendants** is among the **50% worst** in Harris County. His **racial difference in the share detained due to inability to pay for Hispanic and Non-Hispanic White defendants** is among the **50% best** in Harris County.

## Track Judge Aguilar's Share Detained Due to Inability to Pay



This report uses jail population data provided by Harris County. Share detained due to inability to pay represents the percent of current pretrial jail inmates assigned to this judge who were detained because they couldn't afford money bail.

# HARRIS COUNTY FELONY PRETRIAL DETENTION REPORT

*Brought to you by the Texas Center for Justice and Equity and researchers at Harvard University*

April 17, 2022 - April 23, 2022



## Frank Aguilar – 228<sup>th</sup> District Court

Among current pretrial jail inmates assigned to Judge Aguilar:

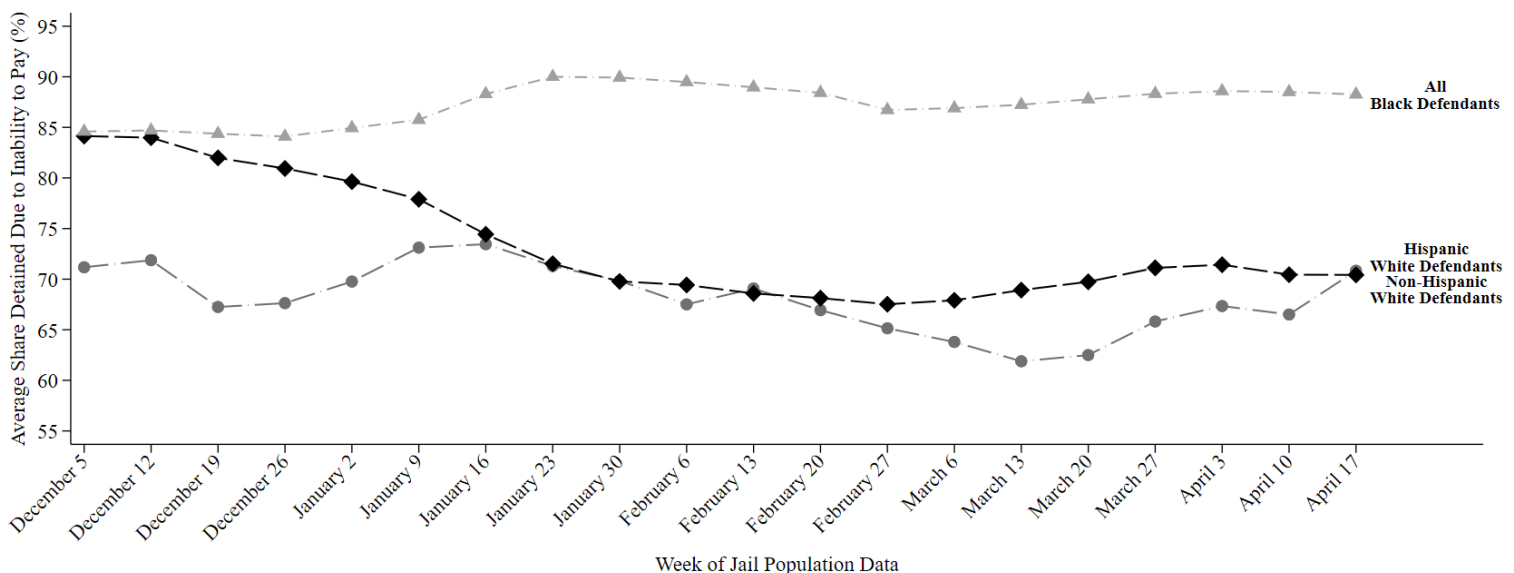
- **88% of Black defendants (116 out of 131)**
- **71% of Hispanic White defendants (21 out of 30)**
- **70% of non-Hispanic White defendants (55 out of 78)**

were detained per night based on inability to pay

Last week, among current pretrial jail inmates assigned to Judge Aguilar, **88% of Black defendants (116 out of 131 on an average night)**, **71% of Hispanic White defendants (21 out of 30 on an average night)**, and **70% of non-Hispanic White defendants (55 out of 78 on an average night)** were detained in Harris County Jail because they couldn't afford money bail.

Judge Aguilar's **racial difference in the share detained due to inability to pay for Black and Non-Hispanic White defendants** is among the **50% worst** in Harris County. His **racial difference in the share detained due to inability to pay for Hispanic and Non-Hispanic White defendants** is among the **25% best** in Harris County.

## Track Judge Aguilar's Share Detained Due to Inability to Pay



This report uses jail population data provided by Harris County. Share detained due to inability to pay represents the percent of current pretrial jail inmates assigned to this judge who were detained because they couldn't afford money bail.

# HARRIS COUNTY FELONY PRETRIAL DETENTION REPORT

*Brought to you by the Texas Center for Justice and Equity and researchers at Harvard University*

April 24, 2022 - April 30, 2022



## Frank Aguilar – 228<sup>th</sup> District Court

Among current pretrial jail inmates assigned to Judge Aguilar:

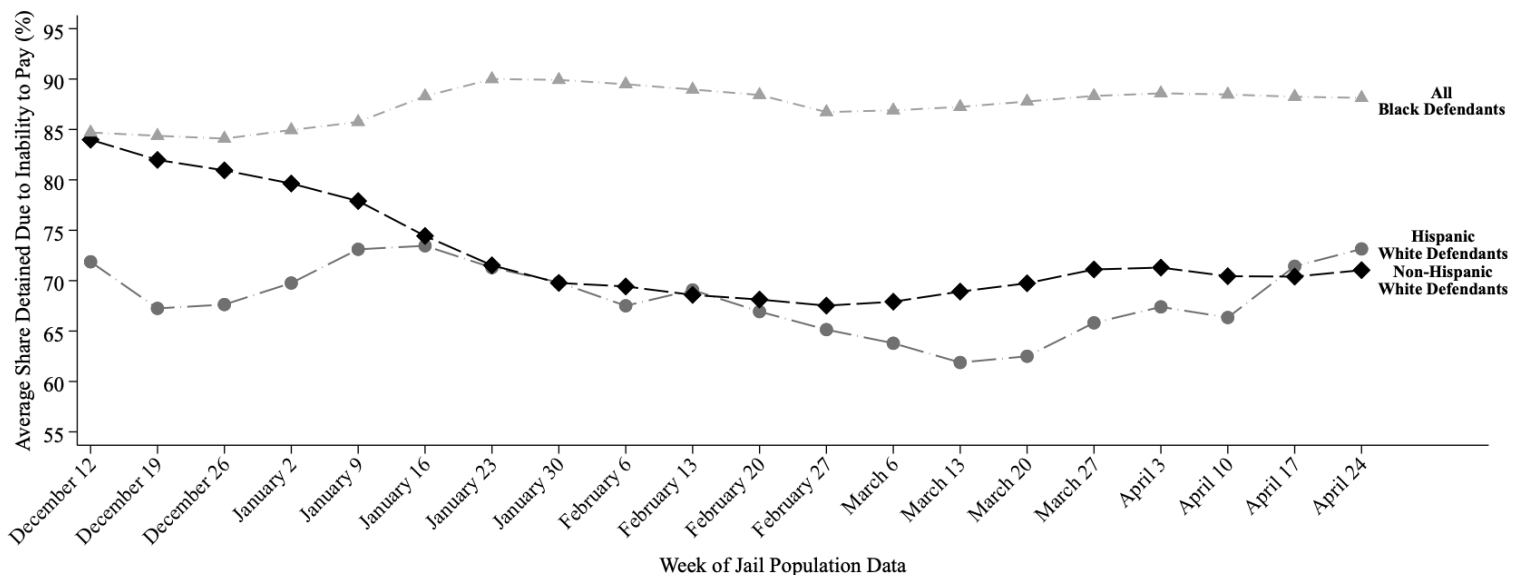
- **88% of Black defendants (115 out of 130)**
- **73% of Hispanic White defendants (23 out of 31)**
- **71% of non-Hispanic White defendants (56 out of 79)**

were detained per night based on inability to pay

Last week, among current pretrial jail inmates assigned to Judge Aguilar, **88% of Black defendants (115 out of 130 on an average night)**, **73% of Hispanic White defendants (23 out of 31 on an average night)**, and **71% of non-Hispanic White defendants (56 out of 79 on an average night)** were detained in Harris County Jail because they couldn't afford money bail.

Judge Aguilar's **racial difference in the share detained due to inability to pay for Black and Non-Hispanic White defendants** is among the **50% best** in Harris County. His **racial difference in the share detained due to inability to pay for Hispanic and Non-Hispanic White defendants** is among the **25% best** in Harris County.

## Track Judge Aguilar's Share Detained Due to Inability to Pay



This report uses jail population data provided by Harris County. Share detained due to inability to pay represents the percent of current pretrial jail inmates assigned to this judge who were detained because they couldn't afford money bail.

# HARRIS COUNTY FELONY PRETRIAL DETENTION REPORT

*Brought to you by the Texas Center for Justice and Equity and researchers at Harvard University*

May 8, 2022 - May 14, 2022



## Frank Aguilar – 228<sup>th</sup> District Court

Among current pretrial jail inmates assigned to Judge Aguilar:

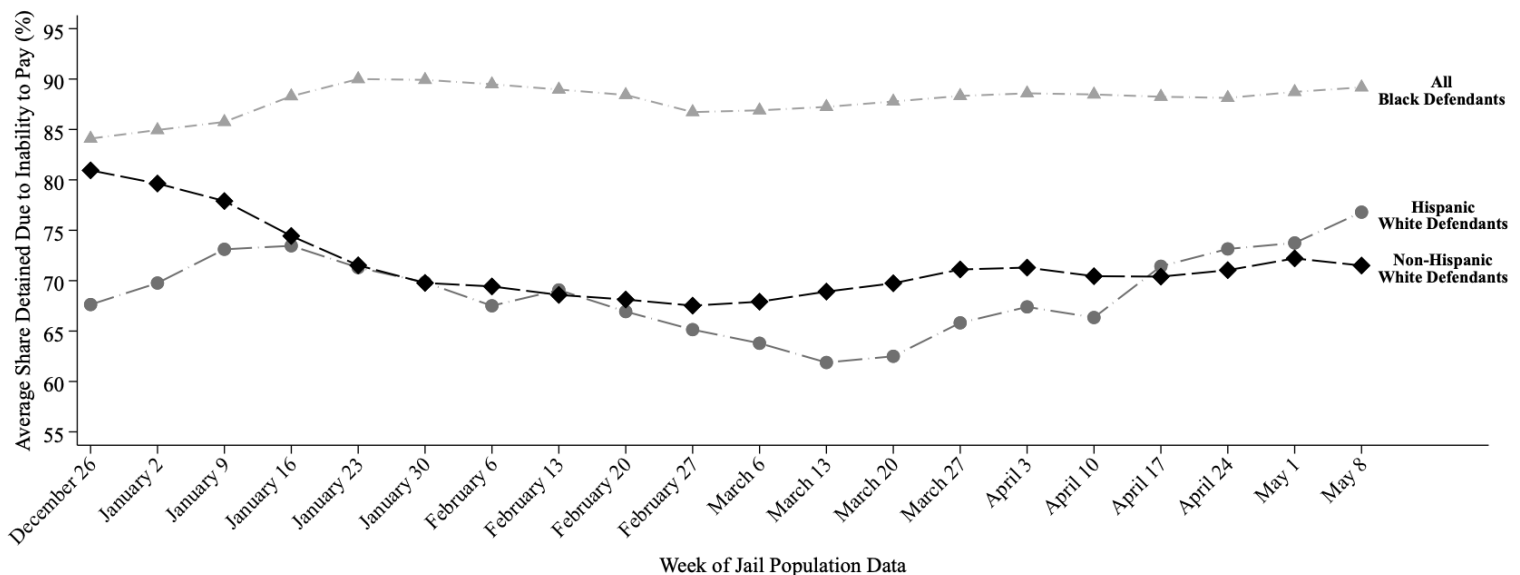
- **89% of Black defendants (115 out of 129)**
- **77% of Hispanic White defendants (20 out of 26)**
- **72% of non-Hispanic White defendants (61 out of 85)**

were detained per night based on inability to pay

Last week, among current pretrial jail inmates assigned to Judge Aguilar, **89% of Black defendants (115 out of 129 on an average night)**, **77% of Hispanic White defendants (20 out of 26 on an average night)**, and **72% of non-Hispanic White defendants (61 out of 85 on an average night)** were detained in Harris County Jail because they couldn't afford money bail.

Judge Aguilar's **racial difference in the share detained due to inability to pay for Black and Non-Hispanic White defendants** is among the **50% worst** in Harris County. His **racial difference in the share detained due to inability to pay for Hispanic and Non-Hispanic White defendants** is among the **50% worst** in Harris County.

## Track Judge Aguilar's Share Detained Due to Inability to Pay



This report uses jail population data provided by Harris County. Share detained due to inability to pay represents the percent of current pretrial jail inmates assigned to this judge who were detained because they couldn't afford money bail.

# HARRIS COUNTY FELONY PRETRIAL DETENTION REPORT

*Brought to you by the Texas Center for Justice and Equity and researchers at Harvard University*

June 5, 2022 - June 11, 2022



## Frank Aguilar – 228<sup>th</sup> District Court

Among current pretrial jail inmates assigned to Judge Aguilar:

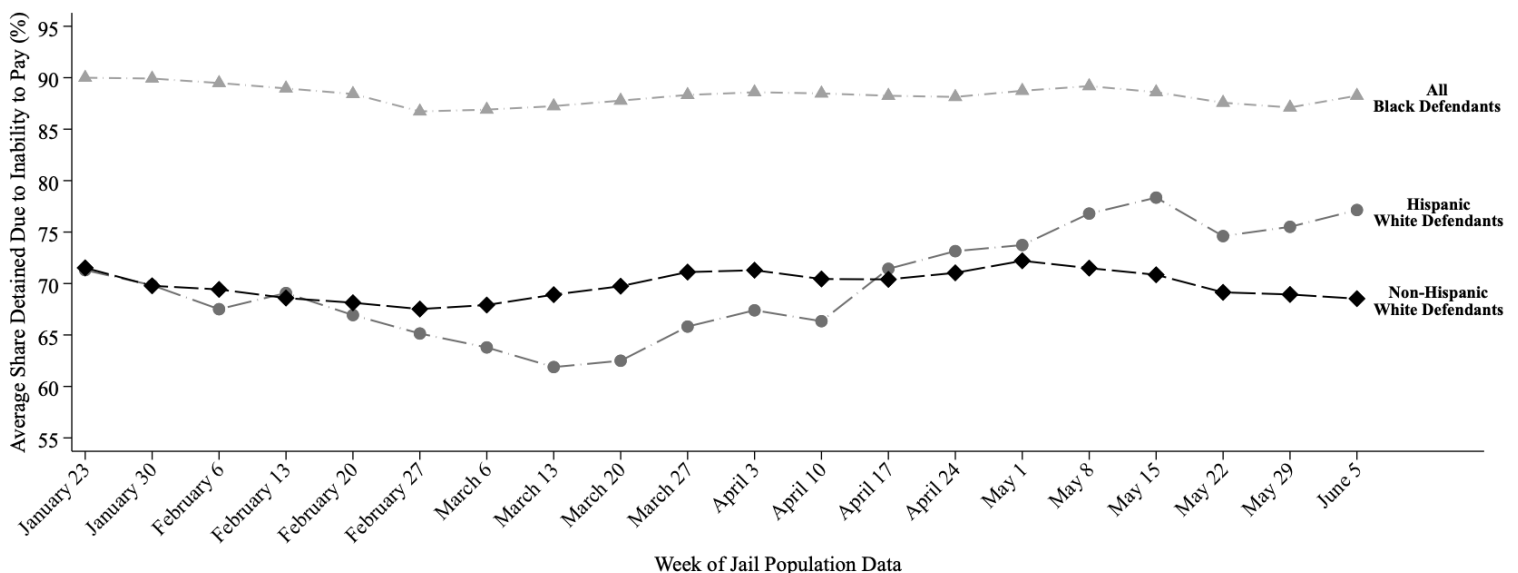
- **88% of Black defendants (114 out of 129)**
- **77% of Hispanic White defendants (22 out of 28)**
- **69% of non-Hispanic White defendants (59 out of 86)**

were detained per night based on inability to pay

Last week, among current pretrial jail inmates assigned to Judge Aguilar, **88% of Black defendants (114 out of 129 on an average night)**, **77% of Hispanic White defendants (22 out of 28 on an average night)**, and **69% of non-Hispanic White defendants (59 out of 86 on an average night)** were detained in Harris County Jail because they couldn't afford money bail.

Judge Aguilar's **racial difference in the share detained due to inability to pay for Black and Non-Hispanic White defendants** is among the **25% worst** in Harris County. His **racial difference in the share detained due to inability to pay for Hispanic and Non-Hispanic White defendants** is among the **25% worst** in Harris County.

## Track Judge Aguilar's Share Detained Due to Inability to Pay



This report uses jail population data provided by Harris County. Share detained due to inability to pay represents the percent of current pretrial jail inmates assigned to this judge who were detained because they couldn't afford money bail.



# HARRIS COUNTY FELONY PRETRIAL DETENTION REPORT

*Brought to you by the Texas Center for Justice and Equity and researchers at Harvard University*

June 19, 2022 - June 25, 2022



## Frank Aguilar – 228<sup>th</sup> District Court

Among current pretrial jail inmates assigned to Judge Aguilar:

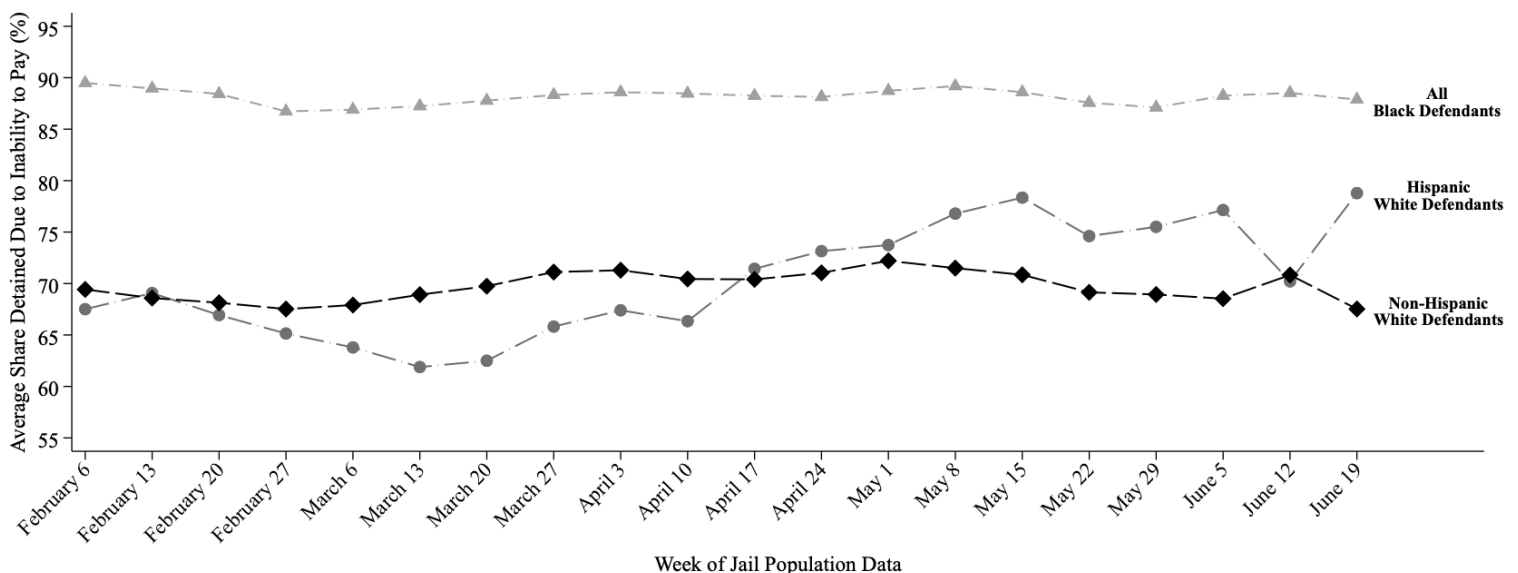
- **88% of Black defendants (117 out of 133)**
- **79% of Hispanic White defendants (22 out of 28)**
- **68% of non-Hispanic White defendants (63 out of 94)**

were detained per night based on inability to pay

Last week, among current pretrial jail inmates assigned to Judge Aguilar, **88% of Black defendants (117 out of 133 on an average night)**, **79% of Hispanic White defendants (22 out of 28 on an average night)**, and **68% of non-Hispanic White defendants (63 out of 94 on an average night)** were detained in Harris County Jail because they couldn't afford money bail.

Judge Aguilar's **racial difference in the share detained due to inability to pay for Black and Non-Hispanic White defendants** is among the **50% worst** in Harris County. His **racial difference in the share detained due to inability to pay for Hispanic and Non-Hispanic White defendants** is among the **25% worst** in Harris County.

## Track Judge Aguilar's Share Detained Due to Inability to Pay



This report uses jail population data provided by Harris County. Share detained due to inability to pay represents the percent of current pretrial jail inmates assigned to this judge who were detained because they couldn't afford money bail.



# HARRIS COUNTY FELONY PRETRIAL DETENTION REPORT

*Brought to you by the Texas Center for Justice and Equity and researchers at Harvard University*

June 26, 2022 - July 2, 2022



## Frank Aguilar – 228<sup>th</sup> District Court

Among current pretrial jail inmates assigned to Judge Aguilar:

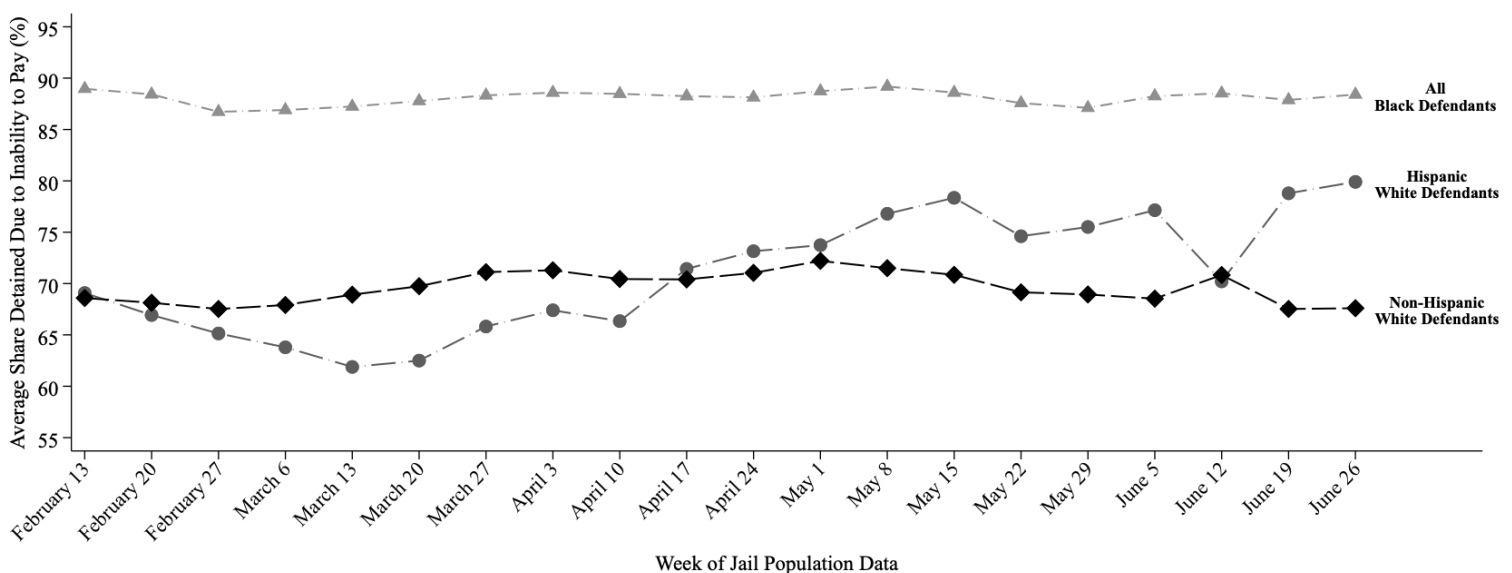
- **88% of Black defendants (111 out of 126)**
- **80% of Hispanic White defendants (24 out of 30)**
- **68% of non-Hispanic White defendants (62 out of 92)**

were detained per night based on inability to pay

Last week, among current pretrial jail inmates assigned to Judge Aguilar, **88% of Black defendants (111 out of 126 on an average night)**, **80% of Hispanic White defendants (24 out of 30 on an average night)**, and **68% of non-Hispanic White defendants (62 out of 92 on an average night)** were detained in Harris County Jail because they couldn't afford money bail.

Judge Aguilar's **racial difference in the share detained due to inability to pay for Black and Non-Hispanic White defendants** is among the **25% worst** in Harris County. His **racial difference in the share detained due to inability to pay for Hispanic and Non-Hispanic White defendants** is among the **25% worst** in Harris County.

## Track Judge Aguilar's Share Detained Due to Inability to Pay



This report uses jail population data provided by Harris County. Share detained due to inability to pay represents the percent of current pretrial jail inmates assigned to this judge who were detained because they couldn't afford money bail.

# HARRIS COUNTY FELONY PRETRIAL DETENTION REPORT

*Brought to you by the Texas Center for Justice and Equity and researchers at Harvard University*

July 10, 2022 - July 16, 2022



## Frank Aguilar – 228<sup>th</sup> District Court

Among current pretrial jail inmates assigned to Judge Aguilar:

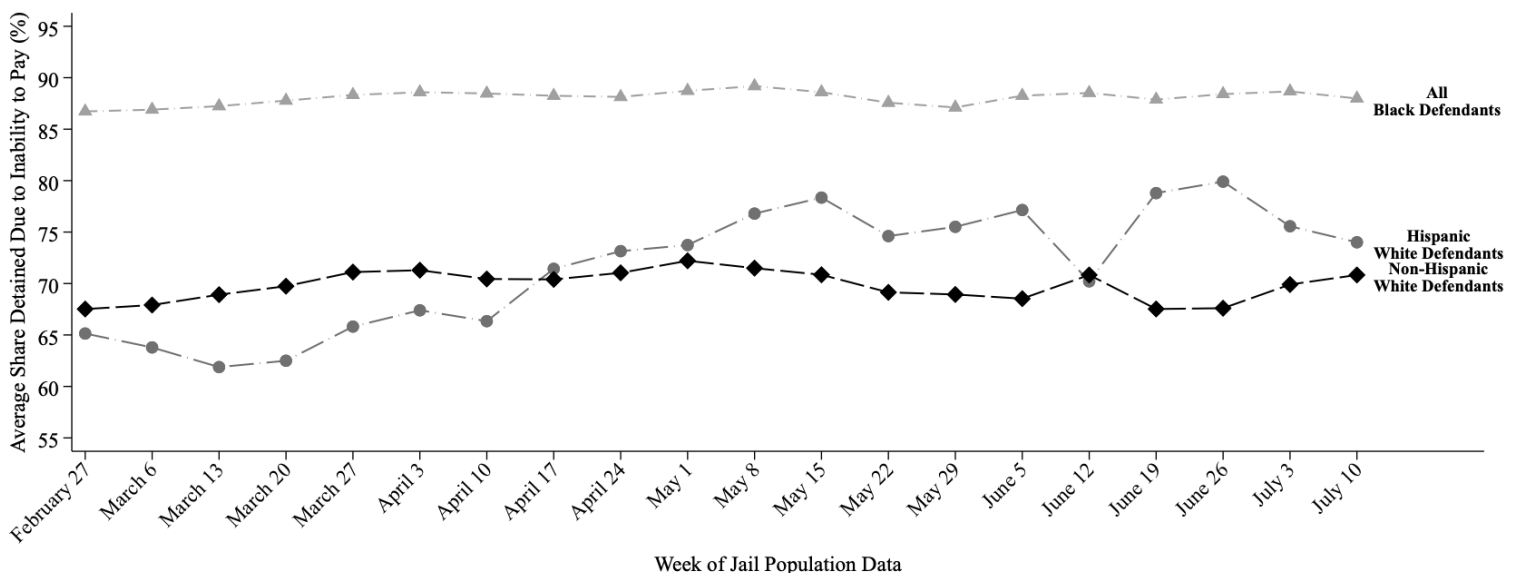
- **88% of Black defendants (111 out of 126)**
- **74% of Hispanic White defendants (24 out of 32)**
- **71% of non-Hispanic White defendants (66 out of 93)**

were detained per night based on inability to pay

Last week, among current pretrial jail inmates assigned to Judge Aguilar, **88% of Black defendants (111 out of 126 on an average night)**, **74% of Hispanic White defendants (24 out of 32 on an average night)**, and **71% of non-Hispanic White defendants (66 out of 93 on an average night)** were detained in Harris County Jail because they couldn't afford money bail.

Judge Aguilar's **racial difference in the share detained due to inability to pay for Black and Non-Hispanic White defendants** is among the **50% best** in Harris County. His **racial difference in the share detained due to inability to pay for Hispanic and Non-Hispanic White defendants** is among the **50% best** in Harris County.

## Track Judge Aguilar's Share Detained Due to Inability to Pay



This report uses jail population data provided by Harris County. Share detained due to inability to pay represents the percent of current pretrial jail inmates assigned to this judge who were detained because they couldn't afford money bail.

# HARRIS COUNTY FELONY PRETRIAL DETENTION REPORT

*Brought to you by the Texas Center for Justice and Equity and researchers at Harvard University*

July 17, 2022 - July 23, 2022



## Frank Aguilar – 228<sup>th</sup> District Court

Among current pretrial jail inmates assigned to Judge Aguilar:

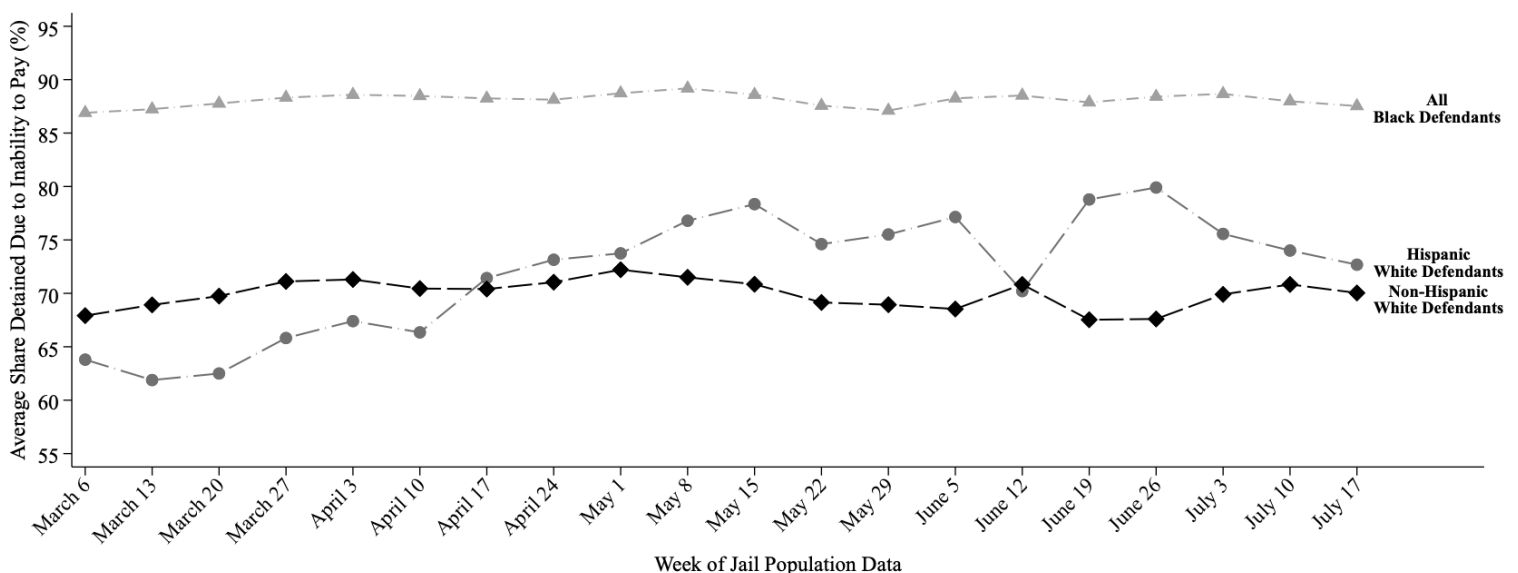
- **88% of Black defendants (112 out of 128)**
- **73% of Hispanic White defendants (25 out of 34)**
- **70% of non-Hispanic White defendants (65 out of 92)**

were detained per night based on inability to pay

Last week, among current pretrial jail inmates assigned to Judge Aguilar, **88% of Black defendants (112 out of 128 on an average night)**, **73% of Hispanic White defendants (25 out of 34 on an average night)**, and **70% of non-Hispanic White defendants (65 out of 92 on an average night)** were detained in Harris County Jail because they couldn't afford money bail.

Judge Aguilar's **racial difference in the share detained due to inability to pay for Black and Non-Hispanic White defendants** is among the **50% best** in Harris County. His **racial difference in the share detained due to inability to pay for Hispanic and Non-Hispanic White defendants** is among the **50% best** in Harris County.

## Track Judge Aguilar's Share Detained Due to Inability to Pay



This report uses jail population data provided by Harris County. Share detained due to inability to pay represents the percent of current pretrial jail inmates assigned to this judge who were detained because they couldn't afford money bail.

# HARRIS COUNTY FELONY PRETRIAL DETENTION REPORT

*Brought to you by the Texas Center for Justice and Equity and researchers at Harvard University*

July 24, 2022 - July 30, 2022



## Frank Aguilar – 228<sup>th</sup> District Court

Among current pretrial jail inmates assigned to Judge Aguilar:

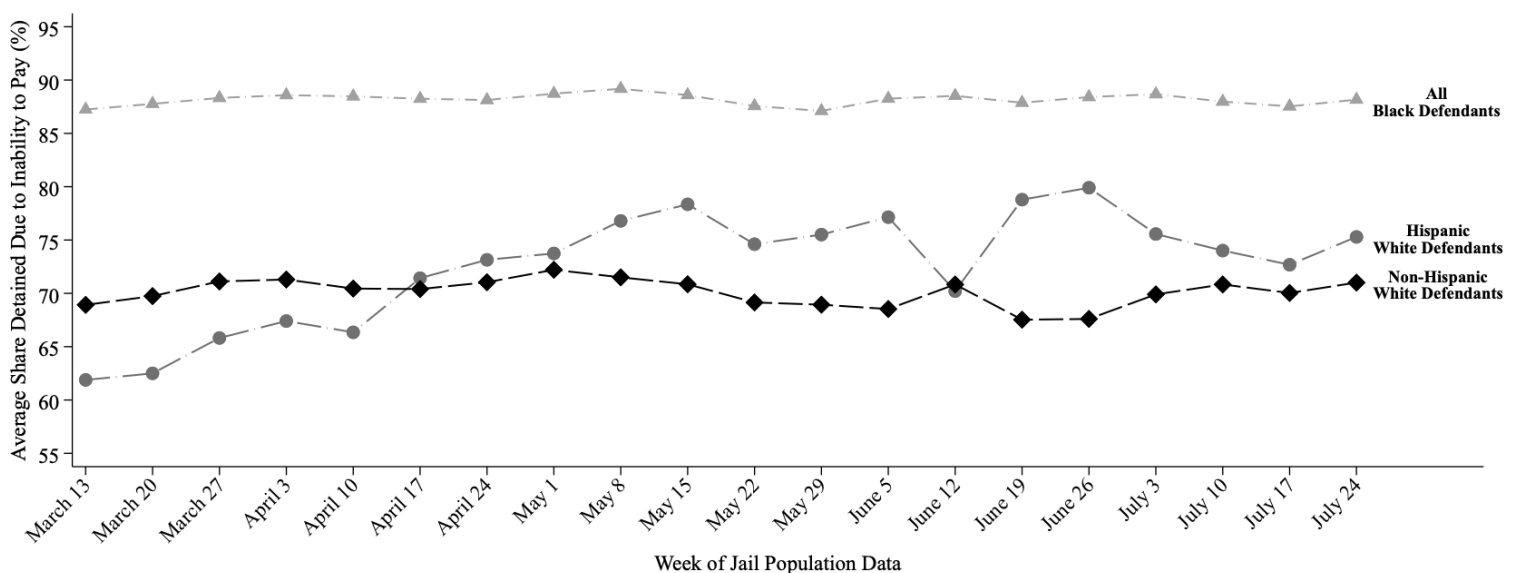
- **88% of Black defendants (114 out of 129)**
- **75% of Hispanic White defendants (27 out of 36)**
- **71% of non-Hispanic White defendants (65 out of 92)**

were detained per night based on inability to pay

Last week, among current pretrial jail inmates assigned to Judge Aguilar, **88% of Black defendants (114 out of 129 on an average night)**, **75% of Hispanic White defendants (27 out of 36 on an average night)**, and **71% of non-Hispanic White defendants (65 out of 92 on an average night)** were detained in Harris County Jail because they couldn't afford money bail.

Judge Aguilar's **racial difference in the share detained due to inability to pay for Black and Non-Hispanic White defendants** is among the **50% best** in Harris County. His **racial difference in the share detained due to inability to pay for Hispanic and Non-Hispanic White defendants** is among the **50% worst** in Harris County.

## Track Judge Aguilar's Share Detained Due to Inability to Pay



This report uses jail population data provided by Harris County. Share detained due to inability to pay represents the percent of current pretrial jail inmates assigned to this judge who were detained because they couldn't afford money bail.

# HARRIS COUNTY FELONY PRETRIAL DETENTION REPORT

*Brought to you by the Texas Center for Justice and Equity and researchers at Harvard University*

August 7, 2022 - August 13, 2022



## Frank Aguilar – 228<sup>th</sup> District Court

Among current pretrial jail inmates assigned to Judge Aguilar:

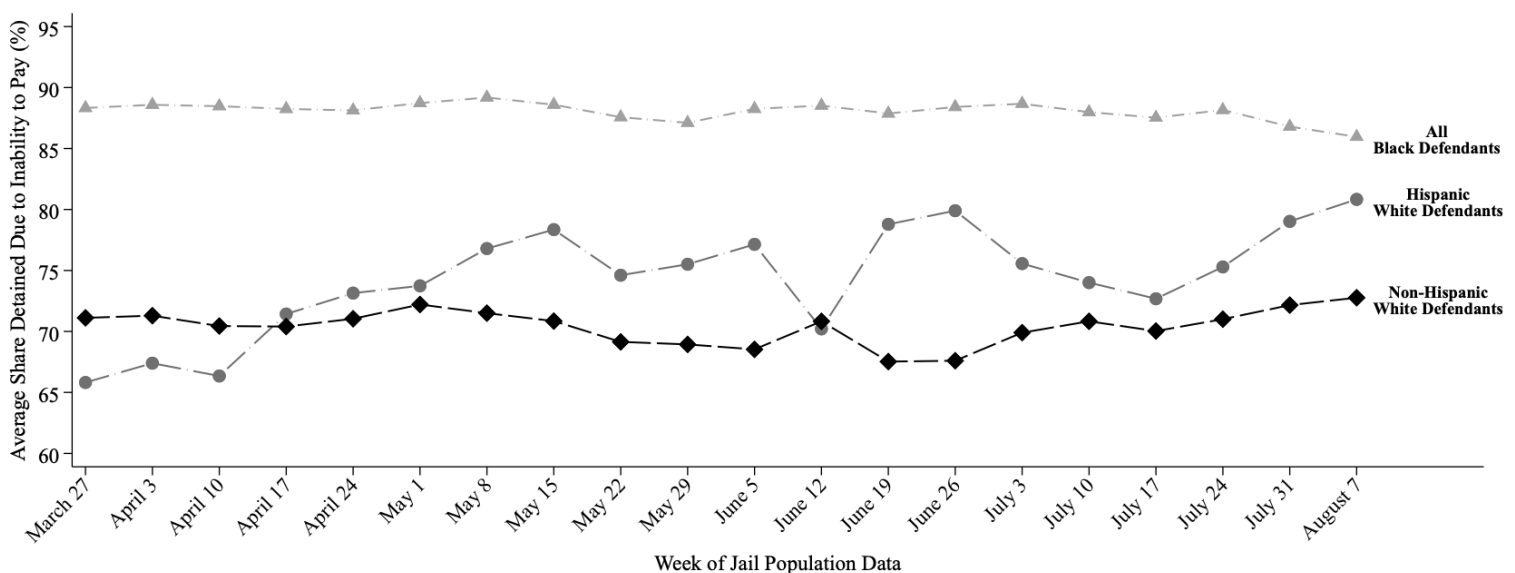
- **86% of Black defendants (109 out of 127)**
- **81% of Hispanic White defendants (31 out of 39)**
- **73% of non-Hispanic White defendants (65 out of 90)**

were detained per night based on inability to pay

Last week, among current pretrial jail inmates assigned to Judge Aguilar, **86% of Black defendants (109 out of 127 on an average night)**, **81% of Hispanic White defendants (31 out of 39 on an average night)**, and **73% of non-Hispanic White defendants (65 out of 90 on an average night)** were detained in Harris County Jail because they couldn't afford money bail.

Judge Aguilar's **racial difference in the share detained due to inability to pay for Black and Non-Hispanic White defendants** is among the **50% best** in Harris County. His **racial difference in the share detained due to inability to pay for Hispanic and Non-Hispanic White defendants** is among the **50% worst** in Harris County.

## Track Judge Aguilar's Share Detained Due to Inability to Pay



This report uses jail population data provided by Harris County. Share detained due to inability to pay represents the percent of current pretrial jail inmates assigned to this judge who were detained because they couldn't afford money bail.

# HARRIS COUNTY FELONY PRETRIAL DETENTION REPORT

*Brought to you by the Texas Center for Justice and Equity and researchers at Harvard University*

August 14, 2022 - August 20, 2022



## Frank Aguilar – 228<sup>th</sup> District Court

Among current pretrial jail inmates assigned to Judge Aguilar:

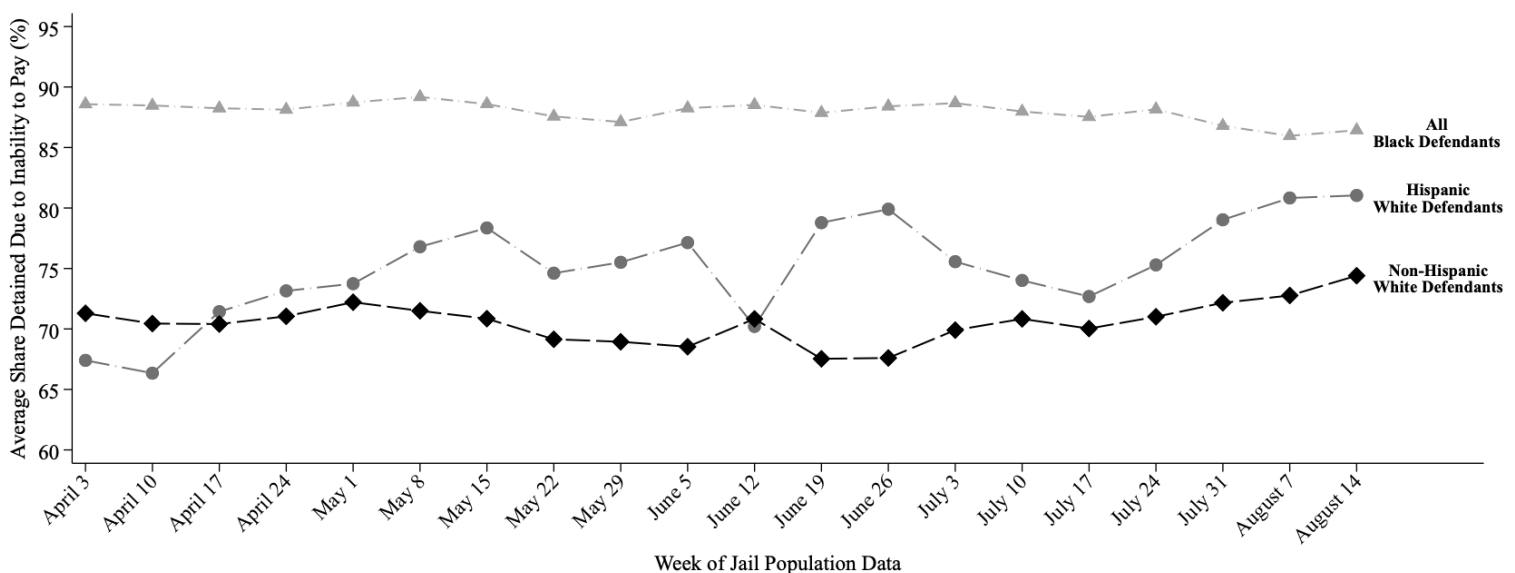
- **86% of Black defendants (107 out of 124)**
- **81% of Hispanic White defendants (31 out of 38)**
- **74% of non-Hispanic White defendants (67 out of 90)**

were detained per night based on inability to pay

Last week, among current pretrial jail inmates assigned to Judge Aguilar, **86% of Black defendants (107 out of 124 on an average night)**, **81% of Hispanic White defendants (31 out of 38 on an average night)**, and **74% of non-Hispanic White defendants (67 out of 90 on an average night)** were detained in Harris County Jail because they couldn't afford money bail.

Judge Aguilar's **racial difference in the share detained due to inability to pay for Black and Non-Hispanic White defendants** is among the **50% best** in Harris County. His **racial difference in the share detained due to inability to pay for Hispanic and Non-Hispanic White defendants** is among the **50% worst** in Harris County.

## Track Judge Aguilar's Share Detained Due to Inability to Pay



This report uses jail population data provided by Harris County. Share detained due to inability to pay represents the percent of current pretrial jail inmates assigned to this judge who were detained because they couldn't afford money bail.

# HARRIS COUNTY FELONY PRETRIAL DETENTION REPORT

*Brought to you by the Texas Center for Justice and Equity and researchers at Harvard University*

August 28, 2022 - September 3, 2022



## Frank Aguilar – 228<sup>th</sup> District Court

Among current pretrial jail inmates assigned to Judge Aguilar:

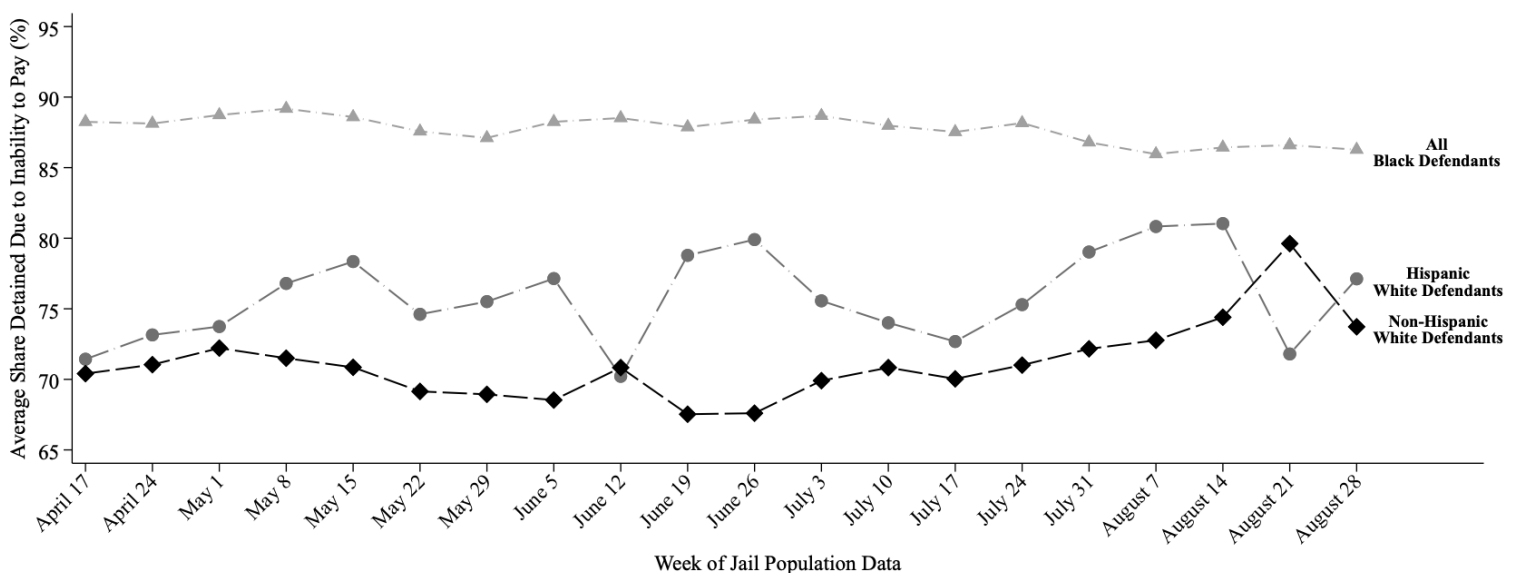
- **86% of Black defendants (112 out of 130)**
- **77% of Hispanic White defendants (30 out of 39)**
- **74% of non-Hispanic White defendants (66 out of 90)**

were detained per night based on inability to pay

Last week, among current pretrial jail inmates assigned to Judge Aguilar, **86% of Black defendants (112 out of 130 on an average night)**, **77% of Hispanic White defendants (30 out of 39 on an average night)**, and **74% of non-Hispanic White defendants (66 out of 90 on an average night)** were detained in Harris County Jail because they couldn't afford money bail.

Judge Aguilar's **racial difference in the share detained due to inability to pay for Black and Non-Hispanic White defendants** is among the **25% best** in Harris County. His **racial difference in the share detained due to inability to pay for Hispanic and Non-Hispanic White defendants** is among the **50% best** in Harris County.

## Track Judge Aguilar's Share Detained Due to Inability to Pay



This report uses jail population data provided by Harris County. Share detained due to inability to pay represents the percent of current pretrial jail inmates assigned to this judge who were detained because they couldn't afford money bail.



# HARRIS COUNTY FELONY PRETRIAL DETENTION REPORT

Brought to you by the Texas Center for Justice and Equity and researchers at Harvard University

September 18, 2022 - September 24, 2022



## Frank Aguilar – 228<sup>th</sup> District Court

Among current pretrial jail inmates assigned to Judge Aguilar:

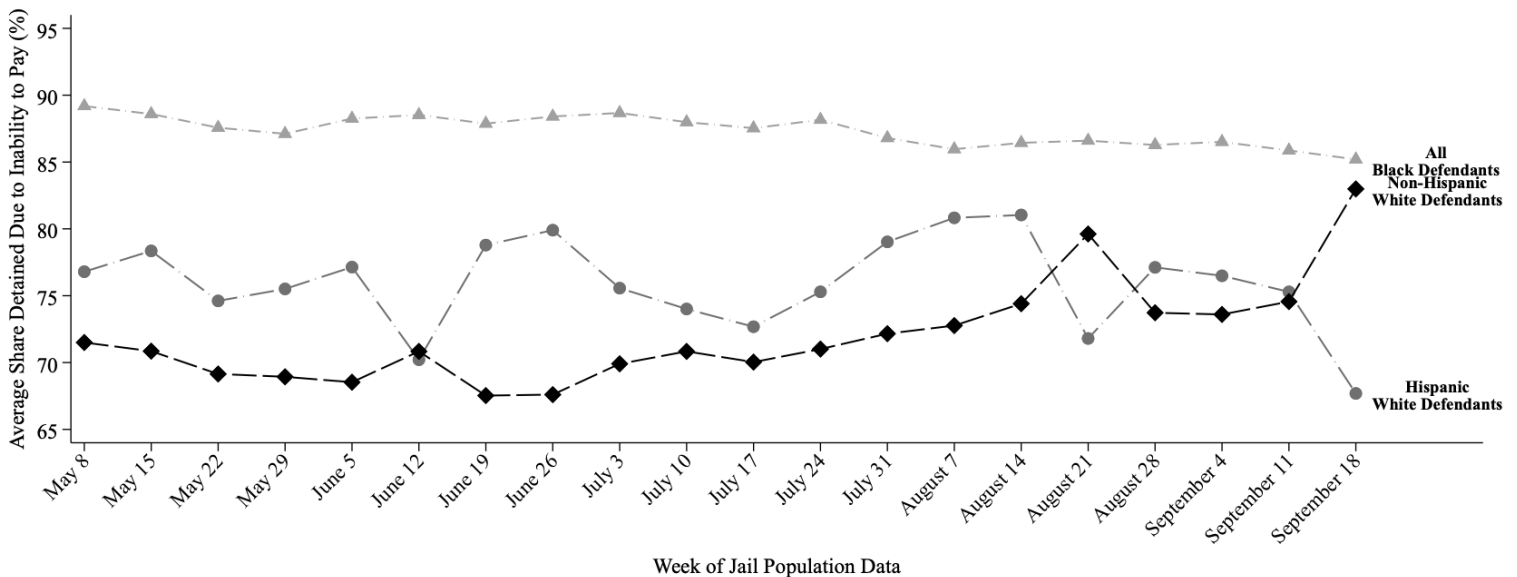
- **85% of Black defendants (115 out of 135)**
- **68% of Hispanic White defendants (41 out of 61)**
- **83% of non-Hispanic White defendants (52 out of 62)**

were detained per night based on inability to pay

Last week, among current pretrial jail inmates assigned to Judge Aguilar, **85% of Black defendants (115 out of 135 on an average night)**, **68% of Hispanic White defendants (41 out of 61 on an average night)**, and **83% of non-Hispanic White defendants (52 out of 62 on an average night)** were detained in Harris County Jail because they couldn't afford money bail.

Judge Aguilar's racial difference in the share detained due to inability to pay for Black and Non-Hispanic White defendants is among the **25% best** in Harris County. His racial difference in the share detained due to inability to pay for Hispanic and Non-Hispanic White defendants is among the **50% worst** in Harris County.

## Track Judge Aguilar's Share Detained Due to Inability to Pay



This report uses jail population data provided by Harris County. Share detained due to inability to pay represents the percent of current pretrial jail inmates assigned to this judge who were detained because they couldn't afford money bail.



# HARRIS COUNTY FELONY PRETRIAL DETENTION REPORT

*Brought to you by the Texas Center for Justice and Equity and researchers at Harvard University*

September 25, 2022 - October 1, 2022



## Frank Aguilar – 228<sup>th</sup> District Court

Among current pretrial jail inmates assigned to Judge Aguilar:

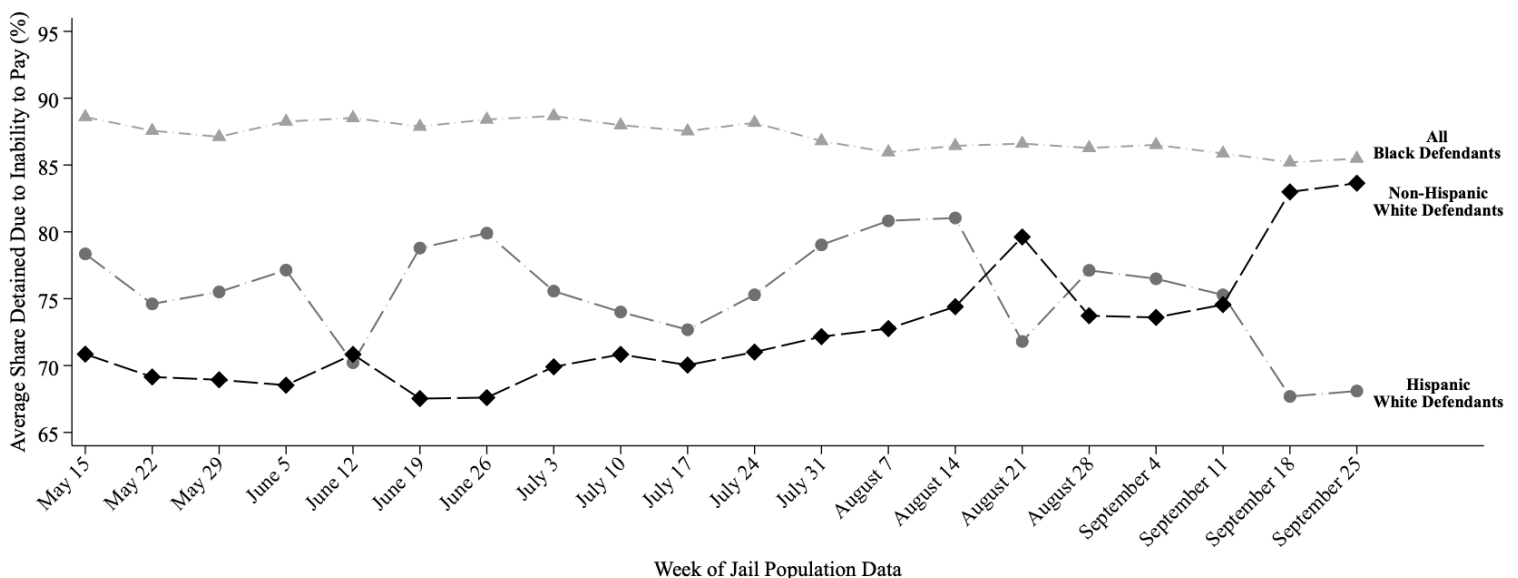
- **85% of Black defendants (121 out of 142)**
- **68% of Hispanic White defendants (41 out of 60)**
- **84% of non-Hispanic White defendants (52 out of 62)**

were detained per night based on inability to pay

Last week, among current pretrial jail inmates assigned to Judge Aguilar, **85% of Black defendants (121 out of 142 on an average night)**, **68% of Hispanic White defendants (41 out of 60 on an average night)**, and **84% of non-Hispanic White defendants (52 out of 62 on an average night)** were detained in Harris County Jail because they couldn't afford money bail.

Judge Aguilar's **racial difference in the share detained due to inability to pay for Black and Non-Hispanic White defendants** is among the **25% best** in Harris County. His **racial difference in the share detained due to inability to pay for Hispanic and Non-Hispanic White defendants** is among the **50% best** in Harris County.

## Track Judge Aguilar's Share Detained Due to Inability to Pay



This report uses jail population data provided by Harris County. Share detained due to inability to pay represents the percent of current pretrial jail inmates assigned to this judge who were detained because they couldn't afford money bail.

# HARRIS COUNTY FELONY PRETRIAL DETENTION REPORT

Brought to you by the Texas Center for Justice and Equity and researchers at Harvard University

October 16, 2022 - October 22, 2022



## Frank Aguilar – 228<sup>th</sup> District Court

Among current pretrial jail inmates assigned to Judge Aguilar:

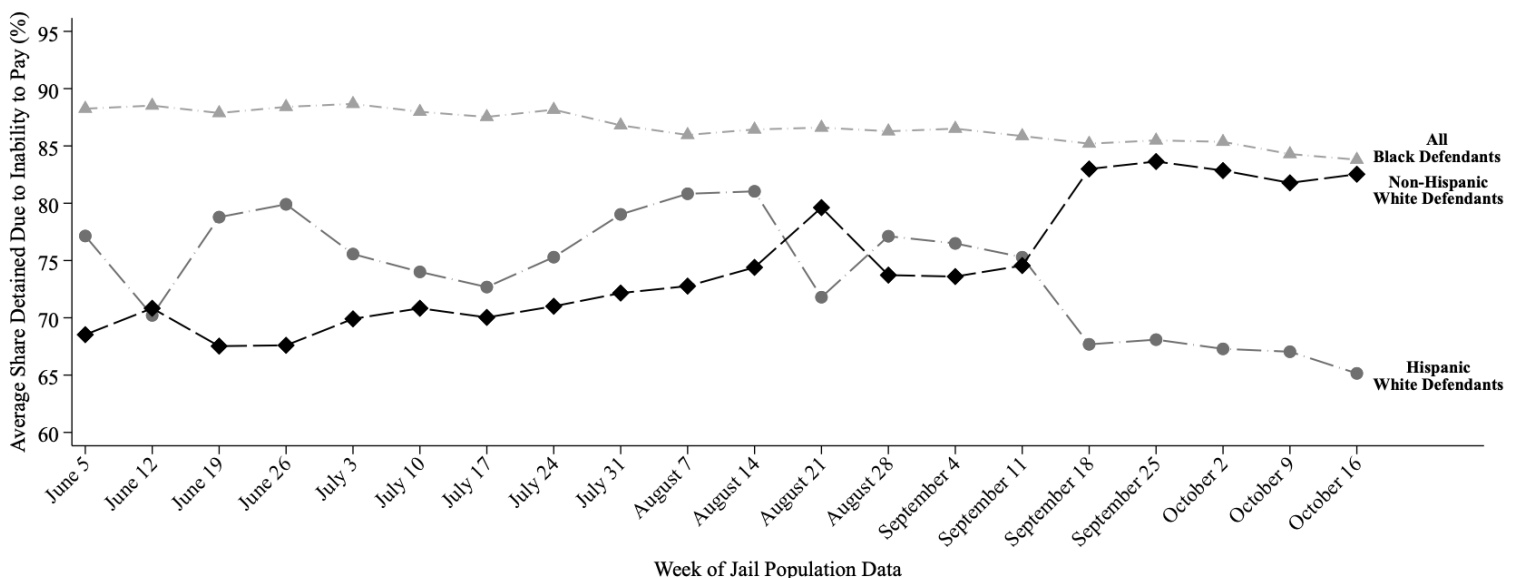
- **84% of Black defendants (119 out of 142)**
- **65% of Hispanic White defendants (43 out of 66)**
- **83% of non-Hispanic White defendants (47 out of 56)**

were detained per night based on inability to pay

Last week, among current pretrial jail inmates assigned to Judge Aguilar, **84% of Black defendants (119 out of 142 on an average night)**, **65% of Hispanic White defendants (43 out of 66 on an average night)**, and **83% of non-Hispanic White defendants (47 out of 56 on an average night)** were detained in Harris County Jail because they couldn't afford money bail.

Judge Aguilar's racial difference in the share detained due to inability to pay for Black and Non-Hispanic White defendants is among the **25% best** in Harris County. His racial difference in the share detained due to inability to pay for Hispanic and Non-Hispanic White defendants is among the **25% worst** in Harris County.

## Track Judge Aguilar's Share Detained Due to Inability to Pay



This report uses jail population data provided by Harris County. Share detained due to inability to pay represents the percent of current pretrial jail inmates assigned to this judge who were detained because they couldn't afford money bail.

# HARRIS COUNTY FELONY PRETRIAL DETENTION REPORT

*Brought to you by the Texas Center for Justice and Equity and researchers at Harvard University*

November 6, 2022 - November 12, 2022



## Frank Aguilar – 228<sup>th</sup> District Court

Among current pretrial jail inmates assigned to Judge Aguilar:

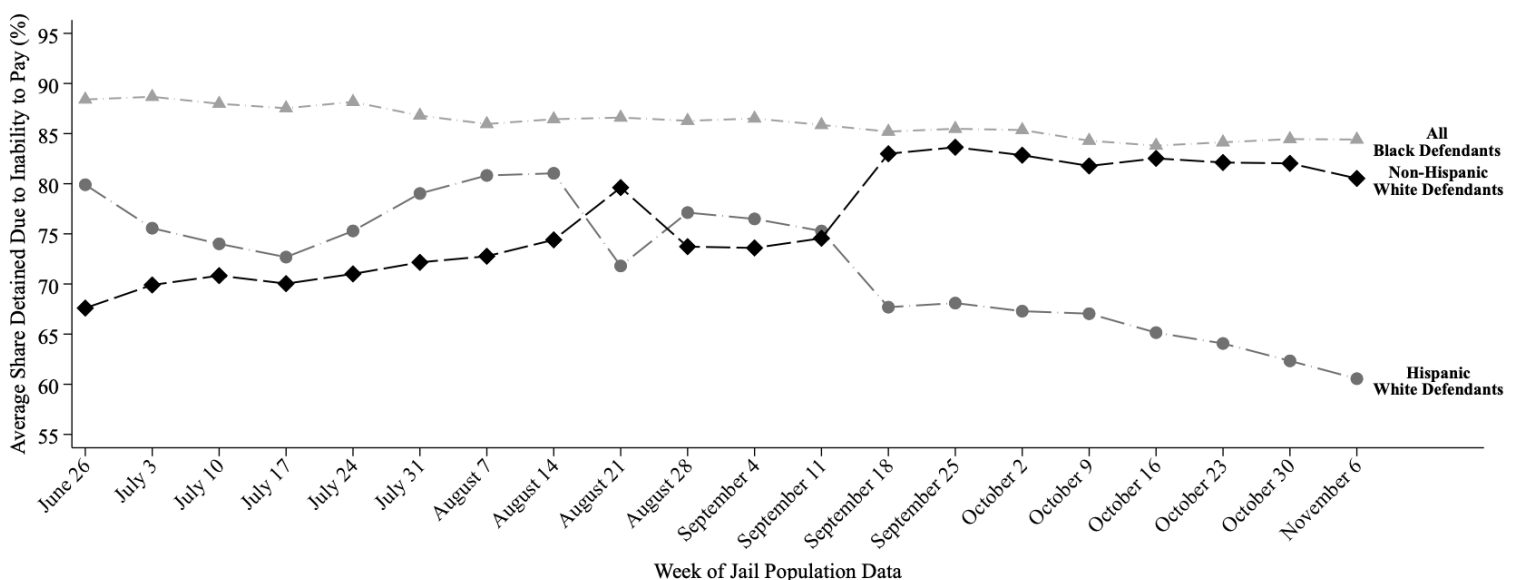
- **84% of Black defendants (125 out of 148)**
- **61% of Hispanic White defendants (37 out of 62)**
- **81% of non-Hispanic White defendants (48 out of 59)**

were detained per night based on inability to pay

Last week, among current pretrial jail inmates assigned to Judge Aguilar, **84% of Black defendants (125 out of 148 on an average night)**, **61% of Hispanic White defendants (37 out of 62 on an average night)**, and **81% of non-Hispanic White defendants (48 out of 59 on an average night)** were detained in Harris County Jail because they couldn't afford money bail.

Judge Aguilar's **racial difference in the share detained due to inability to pay for Black and Non-Hispanic White defendants** is among the **25% best** in Harris County. His **racial difference in the share detained due to inability to pay for Hispanic and Non-Hispanic White defendants** is among the **25% worst** in Harris County.

## Track Judge Aguilar's Share Detained Due to Inability to Pay



This report uses jail population data provided by Harris County. Share detained due to inability to pay represents the percent of current pretrial jail inmates assigned to this judge who were detained because they couldn't afford money bail.

# HARRIS COUNTY FELONY PRETRIAL DETENTION REPORT

*Brought to you by the Texas Center for Justice and Equity and researchers at Harvard University*

November 20, 2022 - November 26, 2022



## Frank Aguilar – 228<sup>th</sup> District Court

Among current pretrial jail inmates assigned to Judge Aguilar:

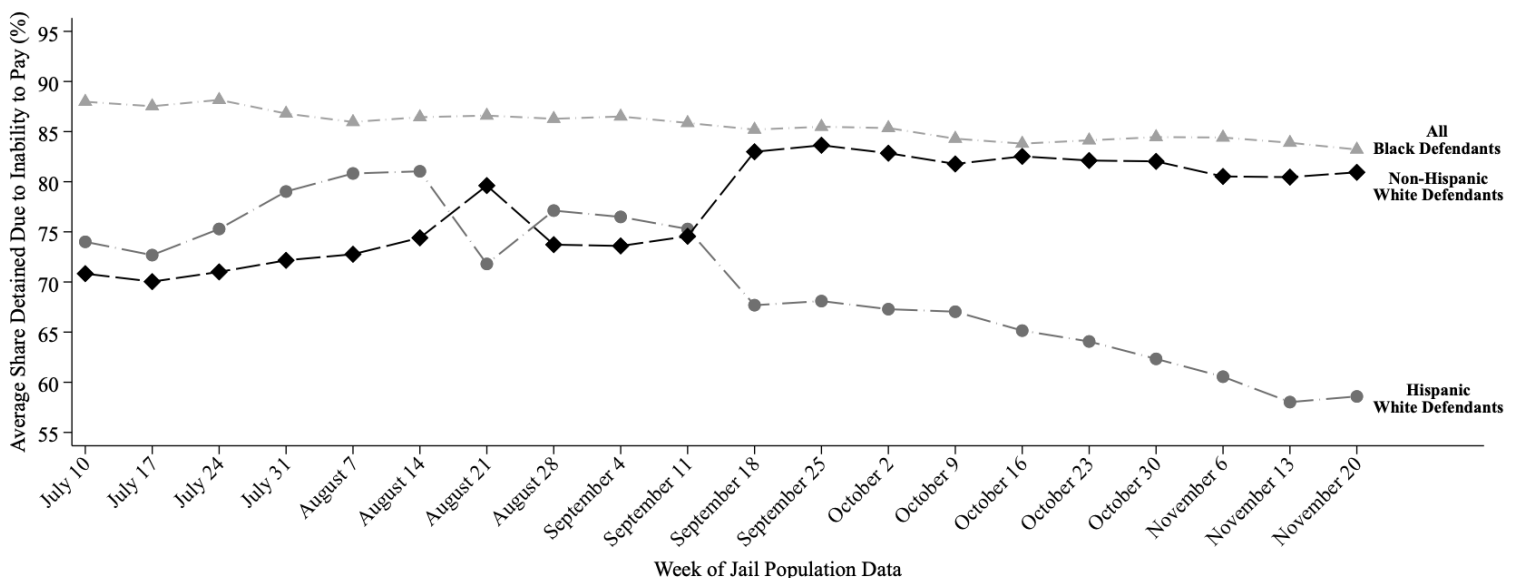
- **83% of Black defendants (114 out of 137)**
- **59% of Hispanic White defendants (33 out of 57)**
- **81% of non-Hispanic White defendants (49 out of 61)**

were detained per night based on inability to pay

Last week, among current pretrial jail inmates assigned to Judge Aguilar, **83% of Black defendants (114 out of 137 on an average night)**, **59% of Hispanic White defendants (33 out of 57 on an average night)**, and **81% of non-Hispanic White defendants (49 out of 61 on an average night)** were detained in Harris County Jail because they couldn't afford money bail.

Judge Aguilar's **racial difference in the share detained due to inability to pay for Black and Non-Hispanic White defendants** is among the **25% best** in Harris County. His **racial difference in the share detained due to inability to pay for Hispanic and Non-Hispanic White defendants** is among the **25% worst** in Harris County.

## Track Judge Aguilar's Share Detained Due to Inability to Pay



This report uses jail population data provided by Harris County. Share detained due to inability to pay represents the percent of current pretrial jail inmates assigned to this judge who were detained because they couldn't afford money bail.

# HARRIS COUNTY FELONY PRETRIAL DETENTION REPORT

*Brought to you by the Texas Center for Justice and Equity and researchers at Harvard University*

November 27, 2022 - December 3, 2022



## Frank Aguilar – 228<sup>th</sup> District Court

Among current pretrial jail inmates assigned to Judge Aguilar:

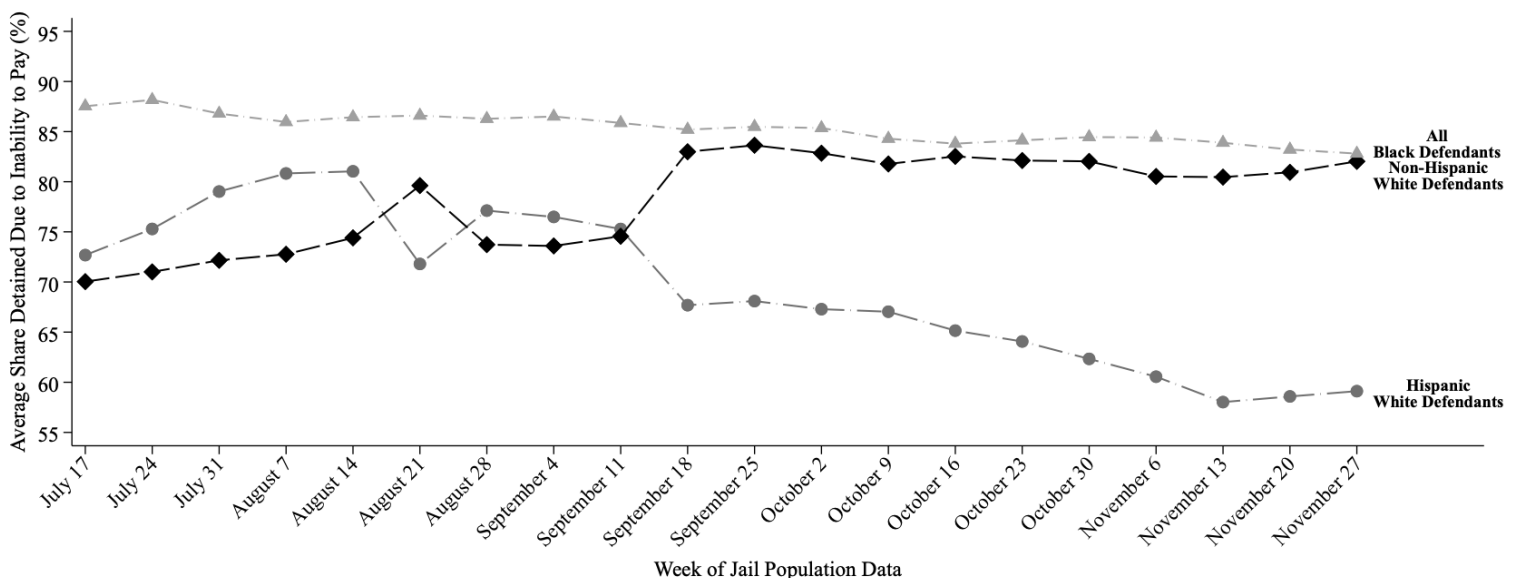
- **83% of Black defendants (108 out of 130)**
- **59% of Hispanic White defendants (34 out of 58)**
- **82% of non-Hispanic White defendants (50 out of 60)**

were detained per night based on inability to pay

Last week, among current pretrial jail inmates assigned to Judge Aguilar, **83% of Black defendants (108 out of 130 on an average night)**, **59% of Hispanic White defendants (34 out of 58 on an average night)**, and **82% of non-Hispanic White defendants (50 out of 60 on an average night)** were detained in Harris County Jail because they couldn't afford money bail.

Judge Aguilar's **racial difference in the share detained due to inability to pay for Black and Non-Hispanic White defendants** is among the **25% best** in Harris County. His **racial difference in the share detained due to inability to pay for Hispanic and Non-Hispanic White defendants** is among the **25% worst** in Harris County.

## Track Judge Aguilar's Share Detained Due to Inability to Pay



This report uses jail population data provided by Harris County. Share detained due to inability to pay represents the percent of current pretrial jail inmates assigned to this judge who were detained because they couldn't afford money bail.

# HARRIS COUNTY FELONY PRETRIAL DETENTION REPORT

*Brought to you by the Texas Center for Justice and Equity and researchers at Harvard University*

December 4, 2022 - December 10, 2022



## Frank Aguilar – 228<sup>th</sup> District Court

Among current pretrial jail inmates assigned to Judge Aguilar:

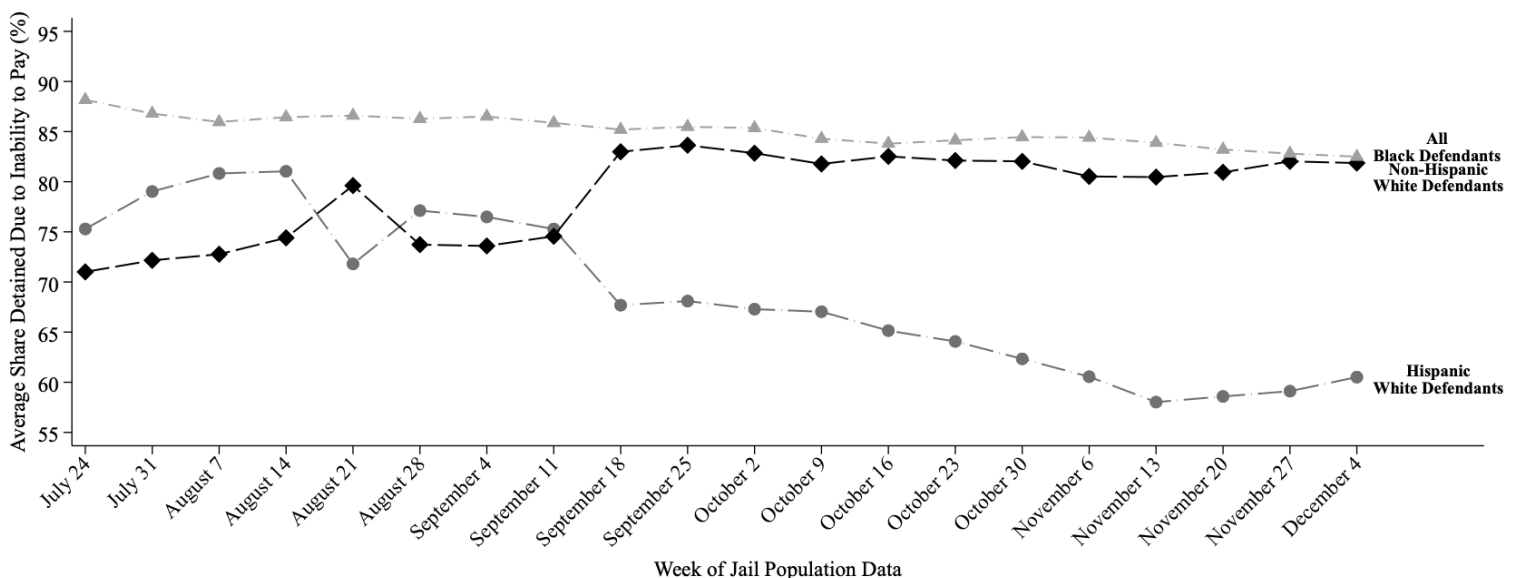
- **83% of Black defendants (104 out of 126)**
- **61% of Hispanic White defendants (37 out of 61)**
- **82% of non-Hispanic White defendants (48 out of 58)**

were detained per night based on inability to pay

Last week, among current pretrial jail inmates assigned to Judge Aguilar, **83% of Black defendants (104 out of 126 on an average night)**, **61% of Hispanic White defendants (37 out of 61 on an average night)**, and **82% of non-Hispanic White defendants (48 out of 58 on an average night)** were detained in Harris County Jail because they couldn't afford money bail.

Judge Aguilar's **racial difference in the share detained due to inability to pay for Black and Non-Hispanic White defendants** is among the **25% best** in Harris County. His **racial difference in the share detained due to inability to pay for Hispanic and Non-Hispanic White defendants** is among the **50% worst** in Harris County.

## Track Judge Aguilar's Share Detained Due to Inability to Pay



This report uses jail population data provided by Harris County. Share detained due to inability to pay represents the percent of current pretrial jail inmates assigned to this judge who were detained because they couldn't afford money bail.



# HARRIS COUNTY FELONY PRETRIAL DETENTION REPORT

*Brought to you by the Texas Center for Justice and Equity and researchers at Harvard University*

January 2, 2022 - January 7, 2022



## Abigail Anastasio – 184<sup>th</sup> District Court

Among current pretrial jail inmates assigned to Judge Anastasio:

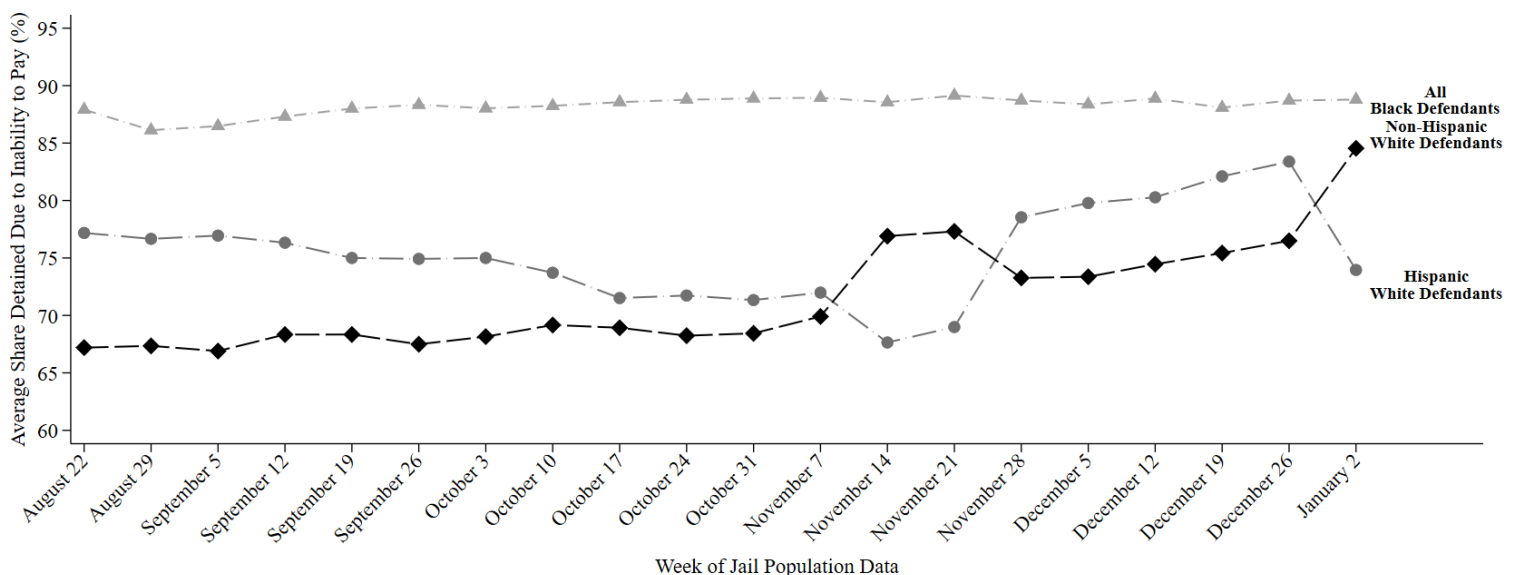
- **89% of Black defendants (116 out of 131)**
- **74% of Hispanic White defendants (50 out of 68)**
- **85% of non-Hispanic White defendants (47 out of 55)**

were detained per night based on inability to pay

Last week, among current pretrial jail inmates assigned to Judge Anastasio, **89% of Black defendants (116 out of 131 on an average night)**, **74% of Hispanic White defendants (50 out of 68 on an average night)**, and **85% of non-Hispanic White defendants (47 out of 55 on an average night)** were detained in Harris County Jail because they couldn't afford money bail.

Judge Anastasio's **racial difference in the share detained due to inability to pay for Black and Non-Hispanic White defendants** is among the **25% best** in Harris County. Her **racial difference in the share detained due to inability to pay for Hispanic and Non-Hispanic White defendants** is among the **50% worst** in Harris County.

## Track Judge Anastasio's Share Detained Due to Inability to Pay



This report uses jail population data provided by Harris County. Share detained due to inability to pay represents the percent of current pretrial jail inmates assigned to this judge who were detained because they couldn't afford money bail.

# HARRIS COUNTY FELONY PRETRIAL DETENTION REPORT

*Brought to you by the Texas Center for Justice and Equity and researchers at Harvard University*

January 16, 2022 - January 22, 2022



## Abigail Anastasio – 184<sup>th</sup> District Court

Among current pretrial jail inmates assigned to Judge Anastasio:

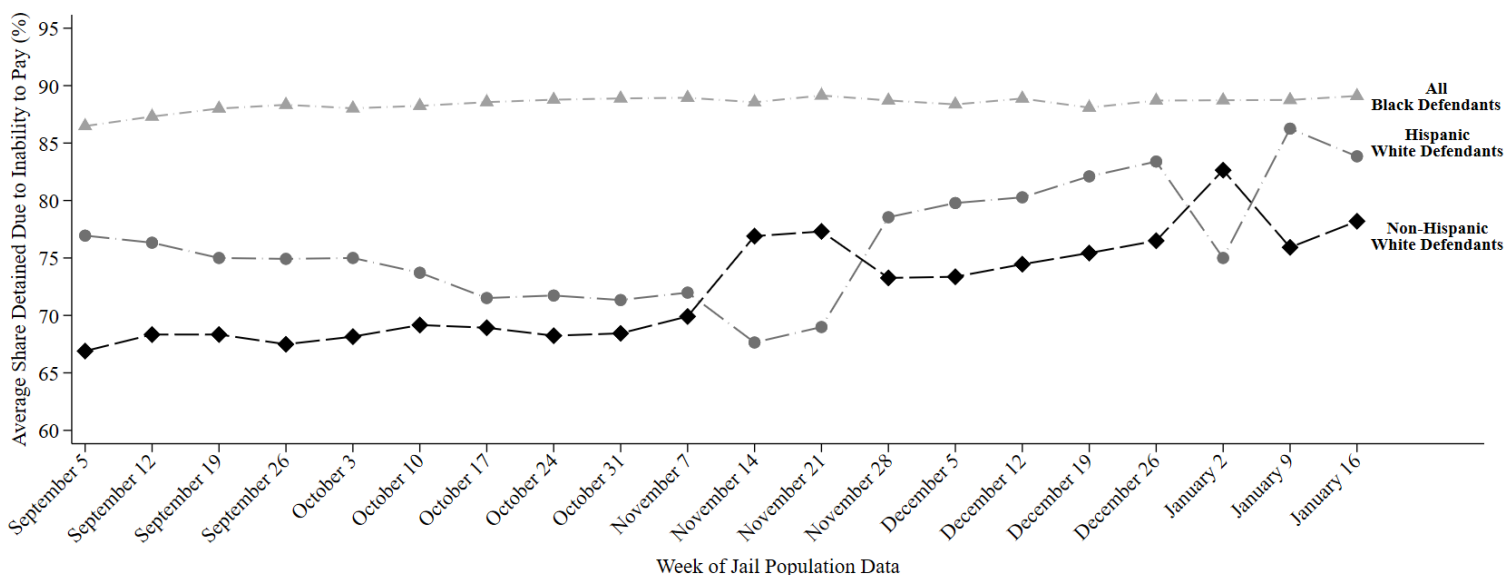
- **89% of Black defendants (114 out of 128)**
- **84% of Hispanic White defendants (31 out of 37)**
- **78% of non-Hispanic White defendants (62 out of 79)**

were detained per night based on inability to pay

Last week, among current pretrial jail inmates assigned to Judge Anastasio, 89% of Black defendants (114 out of 128 on an average night), 84% of Hispanic White defendants (31 out of 37 on an average night), and 78% of non-Hispanic White defendants (62 out of 79 on an average night) were detained in Harris County Jail because they couldn't afford money bail.

Judge Anastasio's **racial difference in the share detained due to inability to pay for Black and Non-Hispanic White defendants** is among the **50% best** in Harris County. Her **racial difference in the share detained due to inability to pay for Hispanic and Non-Hispanic White defendants** is among the **50% best** in Harris County.

## Track Judge Anastasio's Share Detained Due to Inability to Pay



This report uses jail population data provided by Harris County. Share detained due to inability to pay represents the percent of current pretrial jail inmates assigned to this judge who were detained because they couldn't afford money bail.



# HARRIS COUNTY FELONY PRETRIAL DETENTION REPORT

*Brought to you by the Texas Center for Justice and Equity and researchers at Harvard University*

January 23, 2022 - January 29, 2022



## Abigail Anastasio – 184<sup>th</sup> District Court

Among current pretrial jail inmates assigned to Judge Anastasio:

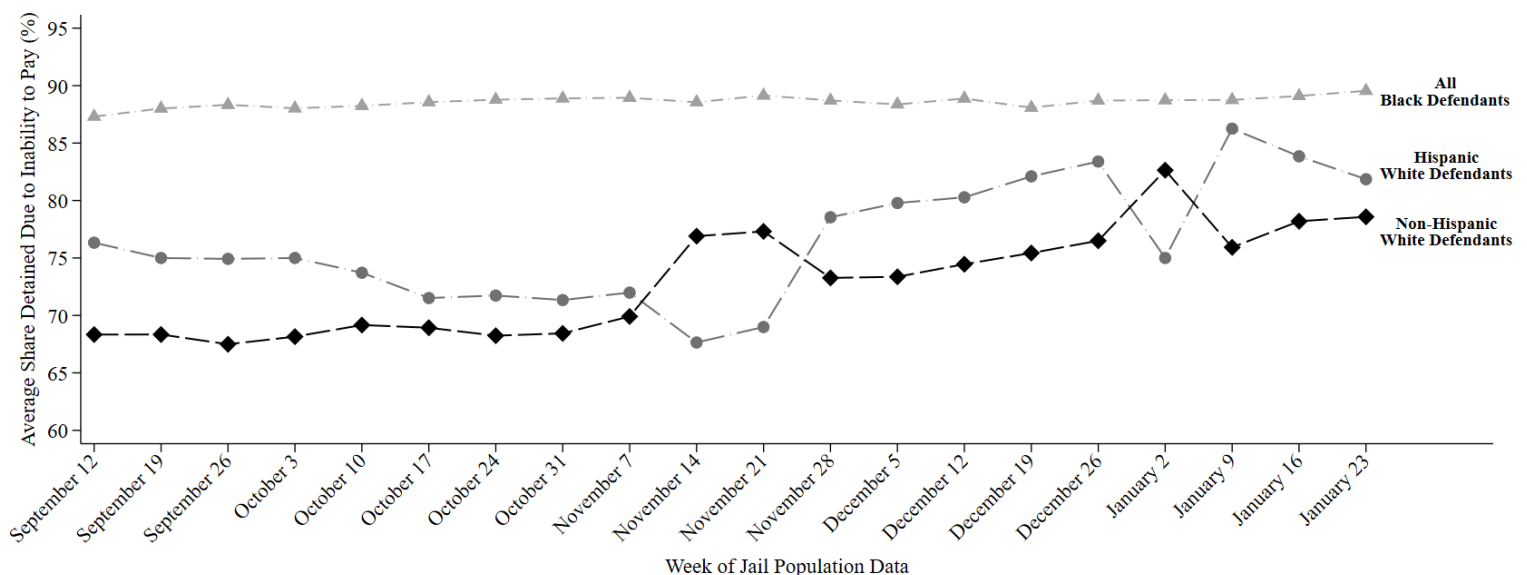
- **90% of Black defendants (114 out of 127)**
- **82% of Hispanic White defendants (29 out of 35)**
- **79% of non-Hispanic White defendants (65 out of 83)**

were detained per night based on inability to pay

Last week, among current pretrial jail inmates assigned to Judge Anastasio, **90% of Black defendants (114 out of 127 on an average night)**, **82% of Hispanic White defendants (29 out of 35 on an average night)**, and **79% of non-Hispanic White defendants (65 out of 83 on an average night)** were detained in Harris County Jail because they couldn't afford money bail.

Judge Anastasio's **racial difference in the share detained due to inability to pay for Black and Non-Hispanic White defendants** is among the **25% best** in Harris County. Her **racial difference in the share detained due to inability to pay for Hispanic and Non-Hispanic White defendants** is among the **50% best** in Harris County.

## Track Judge Anastasio's Share Detained Due to Inability to Pay



This report uses jail population data provided by Harris County. Share detained due to inability to pay represents the percent of current pretrial jail inmates assigned to this judge who were detained because they couldn't afford money bail.

# HARRIS COUNTY FELONY PRETRIAL DETENTION REPORT

*Brought to you by the Texas Center for Justice and Equity and researchers at Harvard University*

January 30, 2022 - February 5, 2022



## Abigail Anastasio – 184<sup>th</sup> District Court

Among current pretrial jail inmates assigned to Judge Anastasio:

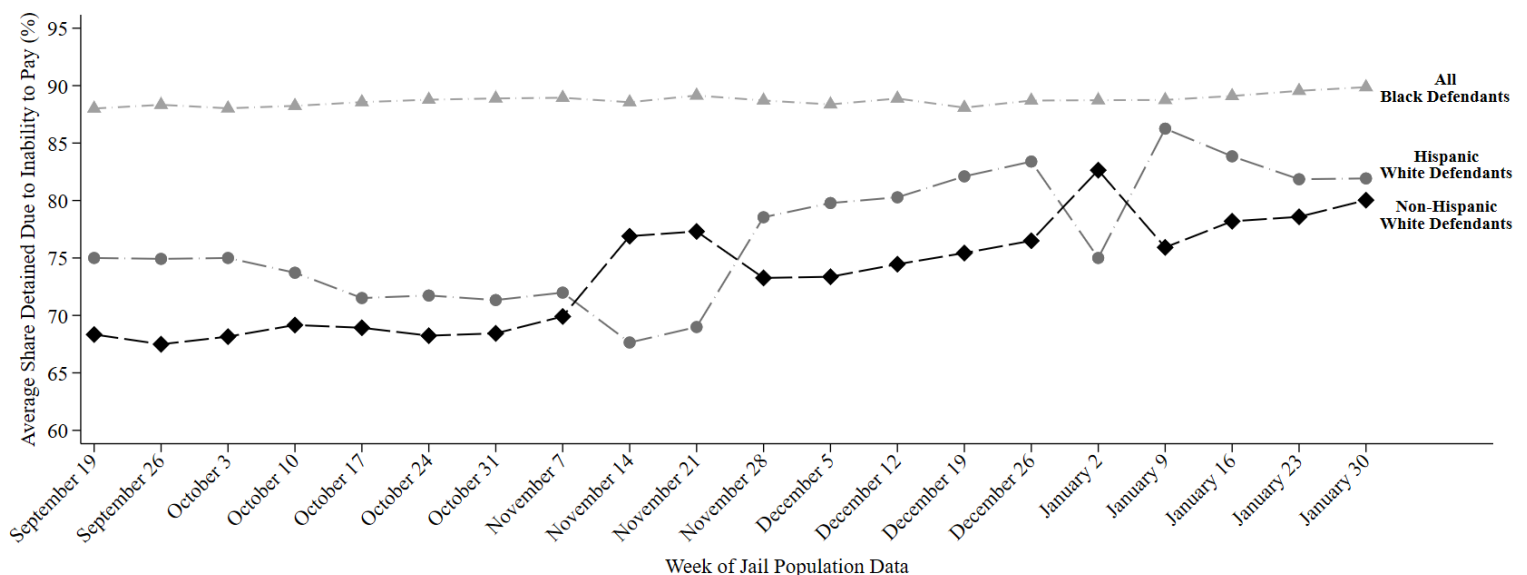
- **90% of Black defendants (109 out of 121)**
- **82% of Hispanic White defendants (29 out of 36)**
- **80% of non-Hispanic White defendants (69 out of 87)**

were detained per night based on inability to pay

Last week, among current pretrial jail inmates assigned to Judge Anastasio, **90% of Black defendants (109 out of 121 on an average night)**, **82% of Hispanic White defendants (29 out of 36 on an average night)**, and **80% of non-Hispanic White defendants (69 out of 87 on an average night)** were detained in Harris County Jail because they couldn't afford money bail.

Judge Anastasio's **racial difference in the share detained due to inability to pay for Black and Non-Hispanic White defendants** is among the **25% best** in Harris County. Her **racial difference in the share detained due to inability to pay for Hispanic and Non-Hispanic White defendants** is among the **25% best** in Harris County.

## Track Judge Anastasio's Share Detained Due to Inability to Pay



This report uses jail population data provided by Harris County. Share detained due to inability to pay represents the percent of current pretrial jail inmates assigned to this judge who were detained because they couldn't afford money bail.

# HARRIS COUNTY FELONY PRETRIAL DETENTION REPORT

*Brought to you by the Texas Center for Justice and Equity and researchers at Harvard University*

February 13, 2022 - February 19, 2022



## Abigail Anastasio – 184<sup>th</sup> District Court

Among current pretrial jail inmates assigned to Judge Anastasio:

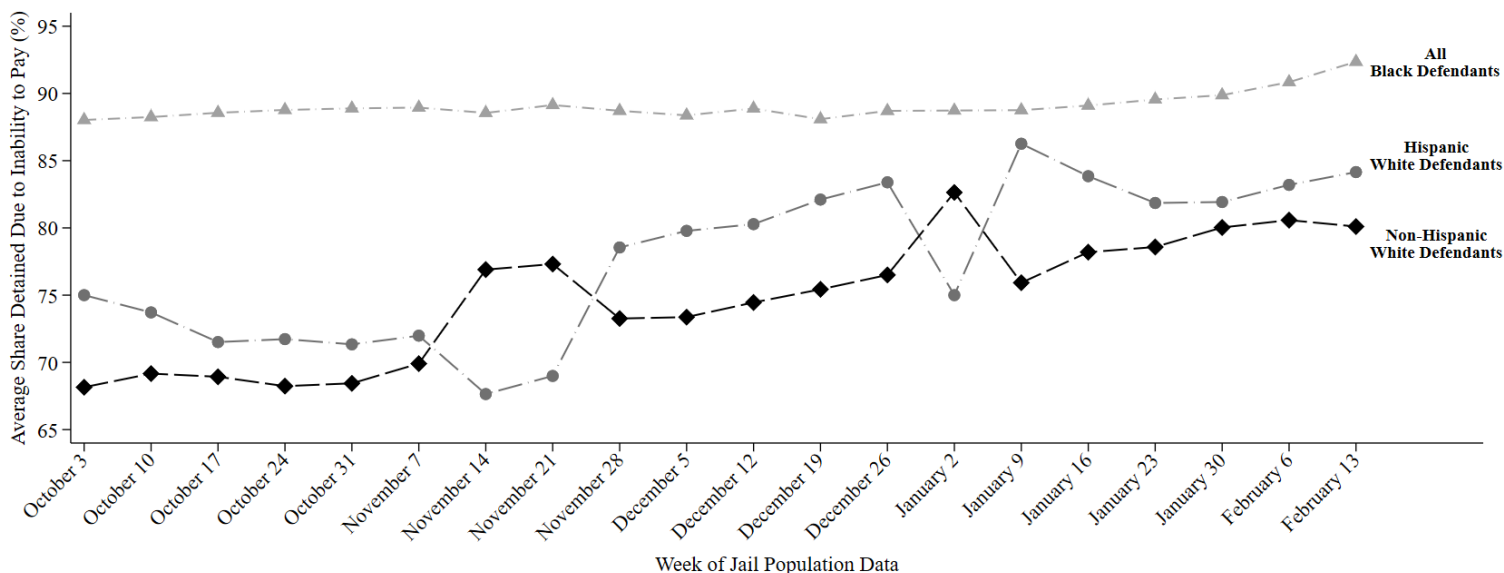
- **92% of Black defendants (112 out of 121)**
- **84% of Hispanic White defendants (32 out of 38)**
- **80% of non-Hispanic White defendants (66 out of 83)**

were detained per night based on inability to pay

Last week, among current pretrial jail inmates assigned to Judge Anastasio, **92% of Black defendants (112 out of 121 on an average night)**, **84% of Hispanic White defendants (32 out of 38 on an average night)**, and **80% of non-Hispanic White defendants (66 out of 83 on an average night)** were detained in Harris County Jail because they couldn't afford money bail.

Judge Anastasio's **racial difference in the share detained due to inability to pay for Black and Non-Hispanic White defendants** is among the **50% best** in Harris County. Her **racial difference in the share detained due to inability to pay for Hispanic and Non-Hispanic White defendants** is among the **50% best** in Harris County.

## Track Judge Anastasio's Share Detained Due to Inability to Pay



This report uses jail population data provided by Harris County. Share detained due to inability to pay represents the percent of current pretrial jail inmates assigned to this judge who were detained because they couldn't afford money bail.

# HARRIS COUNTY FELONY PRETRIAL DETENTION REPORT

*Brought to you by the Texas Center for Justice and Equity and researchers at Harvard University*

March 6, 2022 - March 12, 2022



## Abigail Anastasio – 184<sup>th</sup> District Court

Among current pretrial jail inmates assigned to Judge Anastasio:

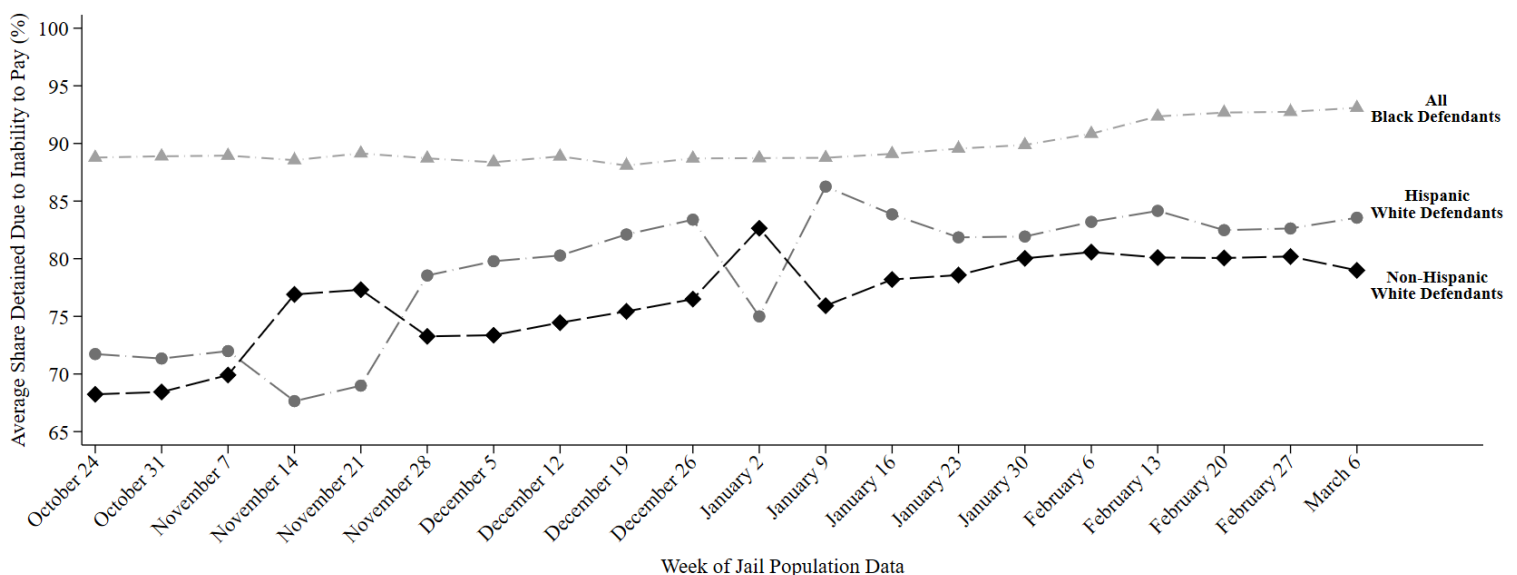
- **93% of Black defendants (112 out of 120)**
- **84% of Hispanic White defendants (36 out of 43)**
- **79% of non-Hispanic White defendants (67 out of 85)**

were detained per night based on inability to pay

Last week, among current pretrial jail inmates assigned to Judge Anastasio, **93% of Black defendants (112 out of 120 on an average night)**, **84% of Hispanic White defendants (36 out of 43 on an average night)**, and **79% of non-Hispanic White defendants (67 out of 85 on an average night)** were detained in Harris County Jail because they couldn't afford money bail.

Judge Anastasio's **racial difference in the share detained due to inability to pay for Black and Non-Hispanic White defendants** is among the **50% best** in Harris County. Her **racial difference in the share detained due to inability to pay for Hispanic and Non-Hispanic White defendants** is among the **50% worst** in Harris County.

## Track Judge Anastasio's Share Detained Due to Inability to Pay



This report uses jail population data provided by Harris County. Share detained due to inability to pay represents the percent of current pretrial jail inmates assigned to this judge who were detained because they couldn't afford money bail.

# HARRIS COUNTY FELONY PRETRIAL DETENTION REPORT

*Brought to you by the Texas Center for Justice and Equity and researchers at Harvard University*

March 20, 2022 - March 26, 2022



## Abigail Anastasio – 184<sup>th</sup> District Court

Among current pretrial jail inmates assigned to Judge Anastasio:

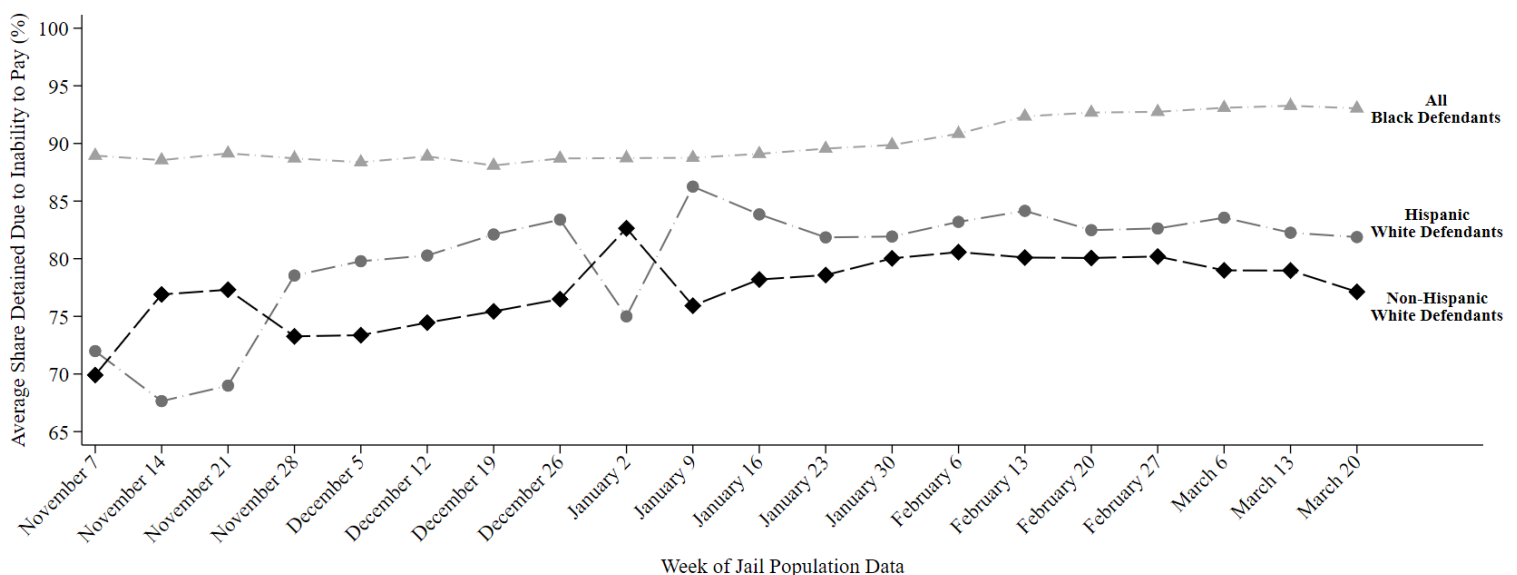
- **93% of Black defendants (120 out of 129)**
- **82% of Hispanic White defendants (36 out of 44)**
- **77% of non-Hispanic White defendants (61 out of 79)**

were detained per night based on inability to pay

Last week, among current pretrial jail inmates assigned to Judge Anastasio, **93% of Black defendants (120 out of 129 on an average night)**, **82% of Hispanic White defendants (36 out of 44 on an average night)**, and **77% of non-Hispanic White defendants (61 out of 79 on an average night)** were detained in Harris County Jail because they couldn't afford money bail.

Judge Anastasio's **racial difference in the share detained due to inability to pay for Black and Non-Hispanic White defendants** is among the **50% worst** in Harris County. Her **racial difference in the share detained due to inability to pay for Hispanic and Non-Hispanic White defendants** is among the **50% best** in Harris County.

## Track Judge Anastasio's Share Detained Due to Inability to Pay



This report uses jail population data provided by Harris County. Share detained due to inability to pay represents the percent of current pretrial jail inmates assigned to this judge who were detained because they couldn't afford money bail.

# HARRIS COUNTY FELONY PRETRIAL DETENTION REPORT

*Brought to you by the Texas Center for Justice and Equity and researchers at Harvard University*

March 27, 2022 - April 1, 2022



## Abigail Anastasio – 184<sup>th</sup> District Court

Among current pretrial jail inmates assigned to Judge Anastasio:

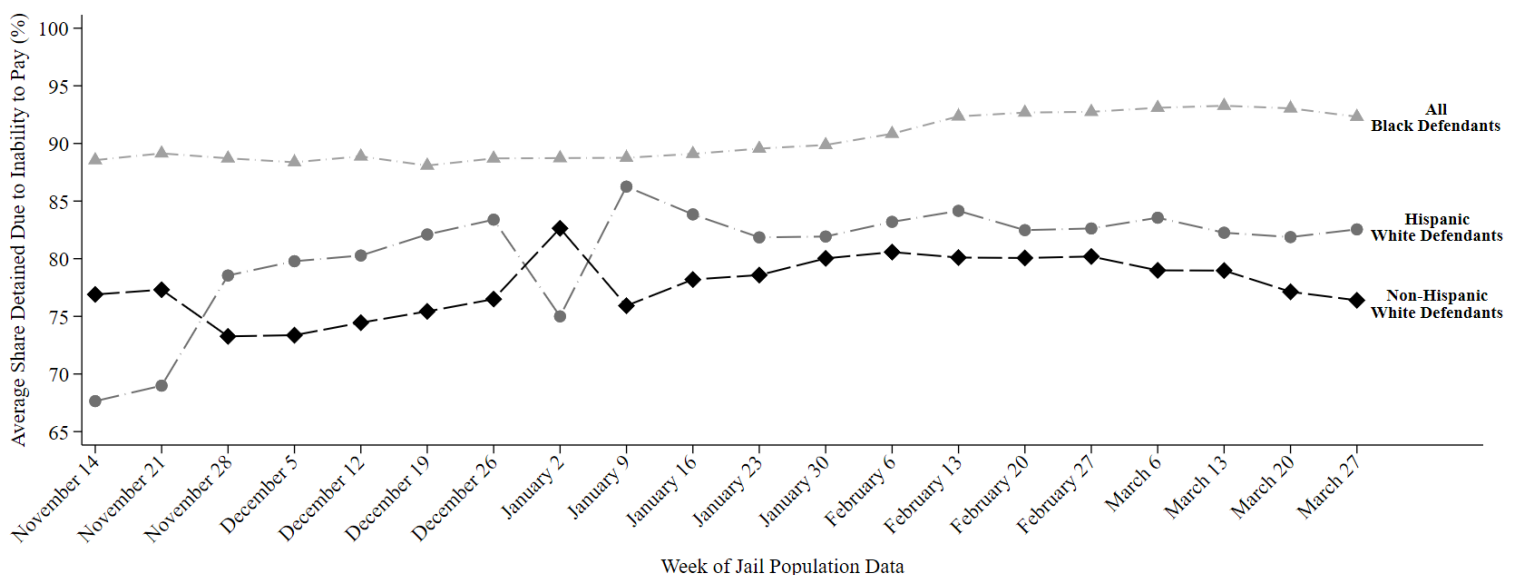
- **92% of Black defendants (122 out of 132)**
- **83% of Hispanic White defendants (38 out of 46)**
- **76% of non-Hispanic White defendants (59 out of 78)**

were detained per night based on inability to pay

Last week, among current pretrial jail inmates assigned to Judge Anastasio, **92% of Black defendants (122 out of 132 on an average night)**, **83% of Hispanic White defendants (38 out of 46 on an average night)**, and **76% of non-Hispanic White defendants (59 out of 78 on an average night)** were detained in Harris County Jail because they couldn't afford money bail.

Judge Anastasio's **racial difference in the share detained due to inability to pay for Black and Non-Hispanic White defendants** is among the **50% worst** in Harris County. Her **racial difference in the share detained due to inability to pay for Hispanic and Non-Hispanic White defendants** is among the **50% worst** in Harris County.

## Track Judge Anastasio's Share Detained Due to Inability to Pay



This report uses jail population data provided by Harris County. Share detained due to inability to pay represents the percent of current pretrial jail inmates assigned to this judge who were detained because they couldn't afford money bail.

# HARRIS COUNTY FELONY PRETRIAL DETENTION REPORT

*Brought to you by the Texas Center for Justice and Equity and researchers at Harvard University*

April 3, 2022 - April 9, 2022



## Abigail Anastasio – 184<sup>th</sup> District Court

Among current pretrial jail inmates assigned to Judge Anastasio:

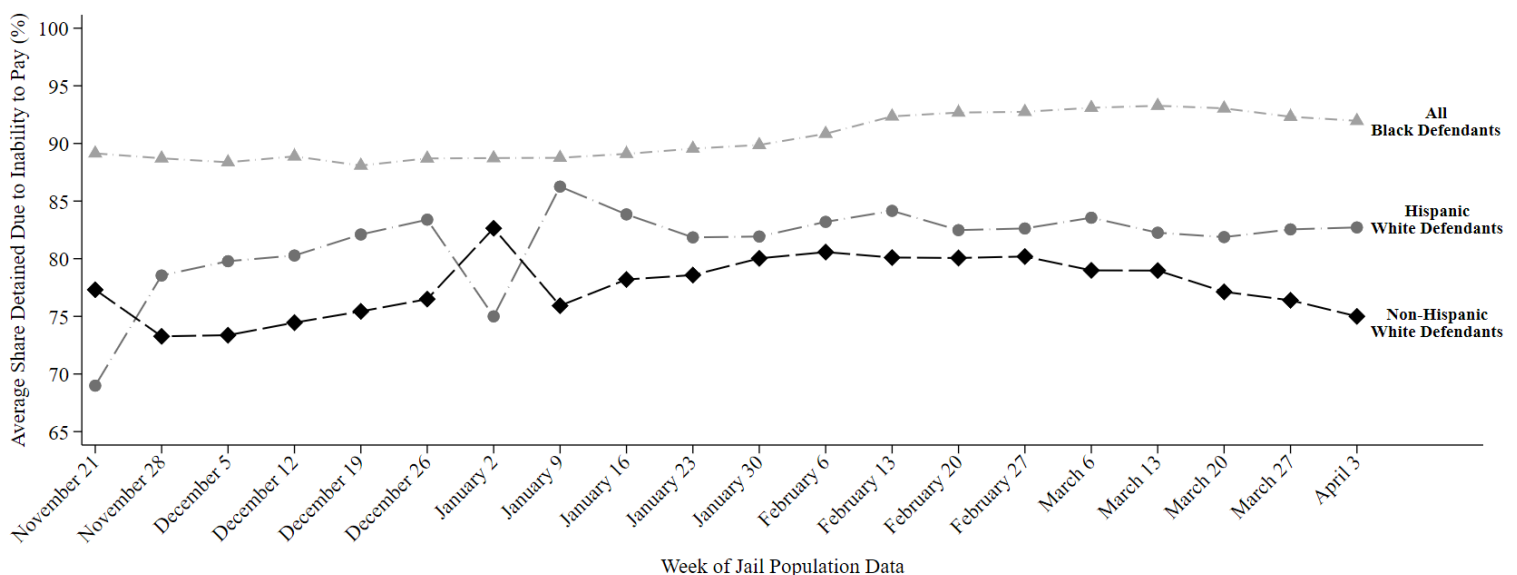
- **92% of Black defendants (126 out of 137)**
- **83% of Hispanic White defendants (38 out of 46)**
- **75% of non-Hispanic White defendants (58 out of 78)**

were detained per night based on inability to pay

Last week, among current pretrial jail inmates assigned to Judge Anastasio, **92% of Black defendants (126 out of 137 on an average night)**, **83% of Hispanic White defendants (38 out of 46 on an average night)**, and **75% of non-Hispanic White defendants (58 out of 78 on an average night)** were detained in Harris County Jail because they couldn't afford money bail.

Judge Anastasio's **racial difference in the share detained due to inability to pay for Black and Non-Hispanic White defendants** is among the **50% best** in Harris County. Her **racial difference in the share detained due to inability to pay for Hispanic and Non-Hispanic White defendants** is among the **50% worst** in Harris County.

## Track Judge Anastasio's Share Detained Due to Inability to Pay



This report uses jail population data provided by Harris County. Share detained due to inability to pay represents the percent of current pretrial jail inmates assigned to this judge who were detained because they couldn't afford money bail.



# HARRIS COUNTY FELONY PRETRIAL DETENTION REPORT

Brought to you by the Texas Center for Justice and Equity and researchers at Harvard University

April 17, 2022 - April 23, 2022



## Abigail Anastasio – 184<sup>th</sup> District Court

Among current pretrial jail inmates assigned to Judge Anastasio:

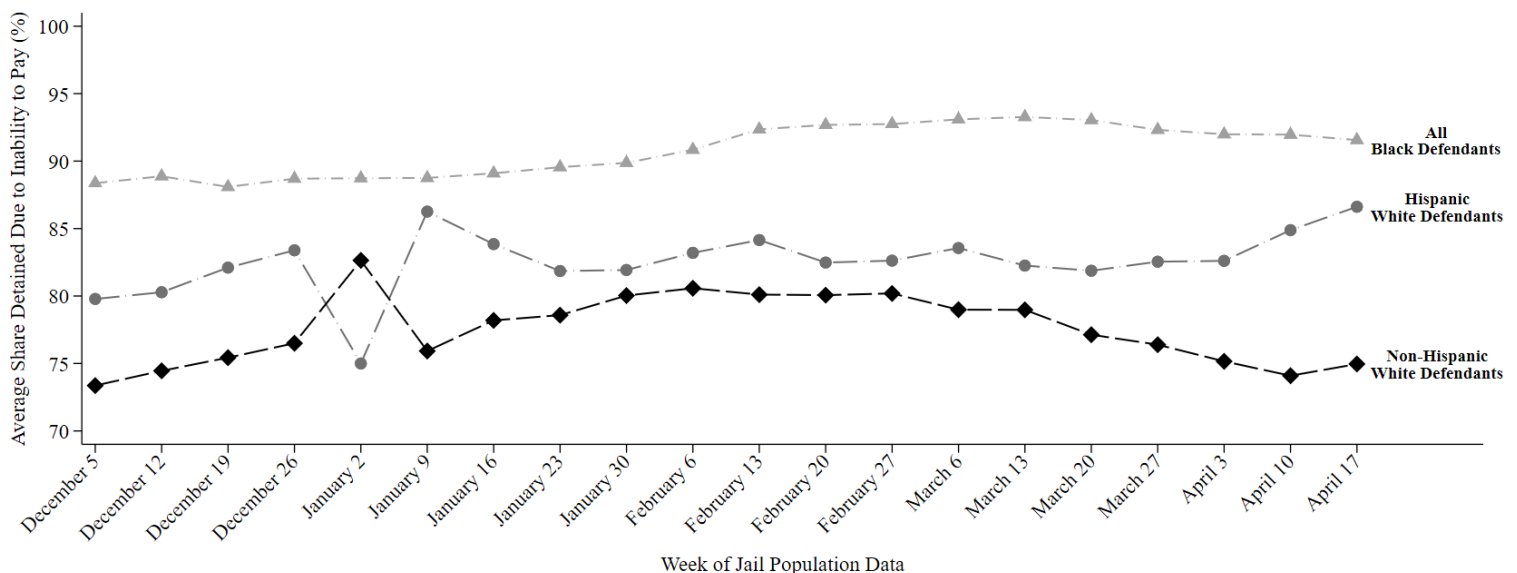
- **92% of Black defendants (128 out of 140)**
- **87% of Hispanic White defendants (41 out of 47)**
- **75% of non-Hispanic White defendants (61 out of 81)**

were detained per night based on inability to pay

Last week, among current pretrial jail inmates assigned to Judge Anastasio, **92% of Black defendants (128 out of 140 on an average night)**, **87% of Hispanic White defendants (41 out of 47 on an average night)**, and **75% of non-Hispanic White defendants (61 out of 81 on an average night)** were detained in Harris County Jail because they couldn't afford money bail.

Judge Anastasio's **racial difference in the share detained due to inability to pay for Black and Non-Hispanic White defendants** is among the **50% best** in Harris County. Her **racial difference in the share detained due to inability to pay for Hispanic and Non-Hispanic White defendants** is among the **25% worst** in Harris County.

## Track Judge Anastasio's Share Detained Due to Inability to Pay



This report uses jail population data provided by Harris County. Share detained due to inability to pay represents the percent of current pretrial jail inmates assigned to this judge who were detained because they couldn't afford money bail.

# HARRIS COUNTY FELONY PRETRIAL DETENTION REPORT

*Brought to you by the Texas Center for Justice and Equity and researchers at Harvard University*

April 24, 2022 - April 30, 2022



## Abigail Anastasio – 184<sup>th</sup> District Court

Among current pretrial jail inmates assigned to Judge Anastasio:

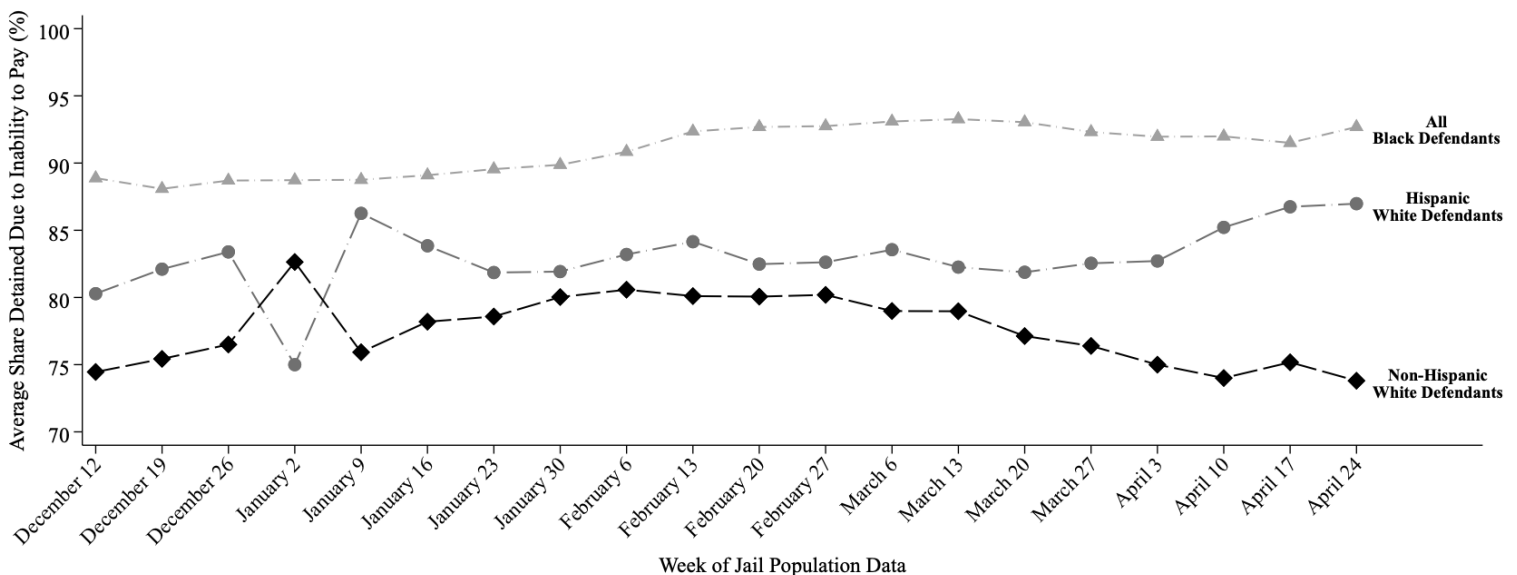
- **93% of Black defendants (130 out of 141)**
- **87% of Hispanic White defendants (42 out of 48)**
- **74% of non-Hispanic White defendants (60 out of 81)**

were detained per night based on inability to pay

Last week, among current pretrial jail inmates assigned to Judge Anastasio, **93% of Black defendants (130 out of 141 on an average night)**, **87% of Hispanic White defendants (42 out of 48 on an average night)**, and **74% of non-Hispanic White defendants (60 out of 81 on an average night)** were detained in Harris County Jail because they couldn't afford money bail.

Judge Anastasio's **racial difference in the share detained due to inability to pay for Black and Non-Hispanic White defendants** is among the **50% worst** in Harris County. Her **racial difference in the share detained due to inability to pay for Hispanic and Non-Hispanic White defendants** is among the **25% worst** in Harris County.

## Track Judge Anastasio's Share Detained Due to Inability to Pay



This report uses jail population data provided by Harris County. Share detained due to inability to pay represents the percent of current pretrial jail inmates assigned to this judge who were detained because they couldn't afford money bail.

# HARRIS COUNTY FELONY PRETRIAL DETENTION REPORT

*Brought to you by the Texas Center for Justice and Equity and researchers at Harvard University*

May 1, 2022 - May 7, 2022



## Abigail Anastasio – 184<sup>th</sup> District Court

Among current pretrial jail inmates assigned to Judge Anastasio:

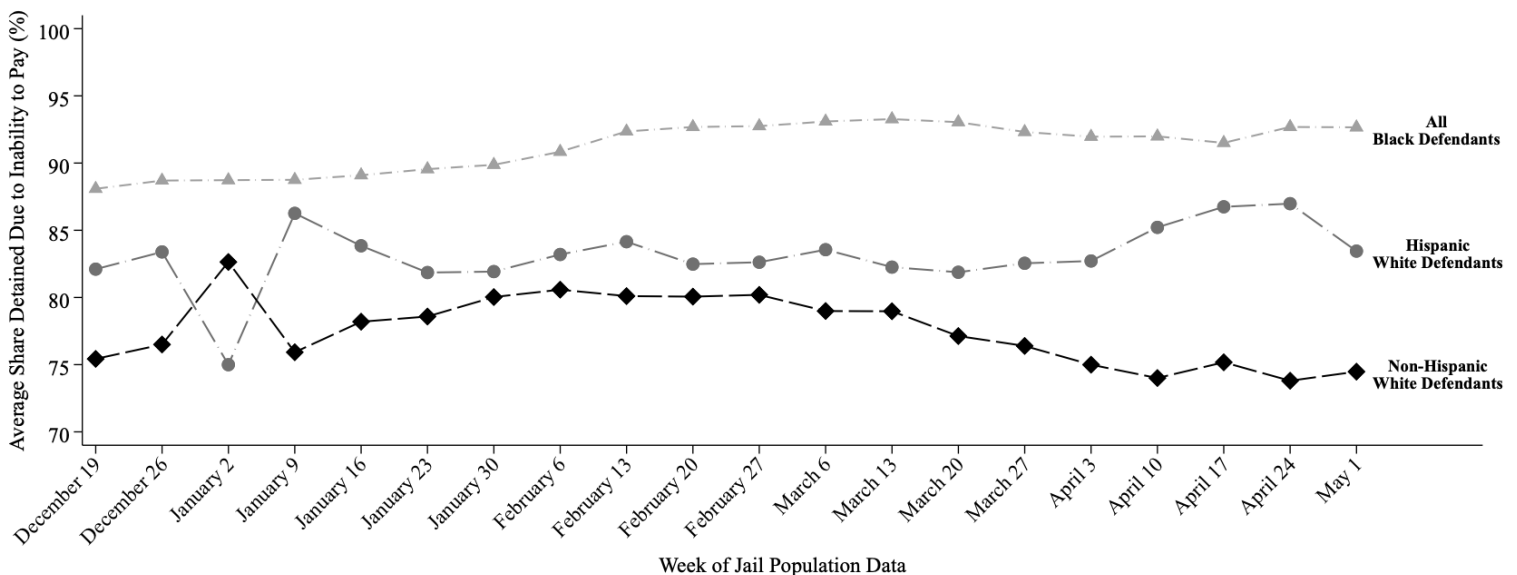
- **93% of Black defendants (135 out of 146)**
- **83% of Hispanic White defendants (40 out of 48)**
- **75% of non-Hispanic White defendants (60 out of 80)**

were detained per night based on inability to pay

Last week, among current pretrial jail inmates assigned to Judge Anastasio, **93% of Black defendants (135 out of 146 on an average night)**, **83% of Hispanic White defendants (40 out of 48 on an average night)**, and **75% of non-Hispanic White defendants (60 out of 80 on an average night)** were detained in Harris County Jail because they couldn't afford money bail.

Judge Anastasio's **racial difference in the share detained due to inability to pay for Black and Non-Hispanic White defendants** is among the **50% worst** in Harris County. Her **racial difference in the share detained due to inability to pay for Hispanic and Non-Hispanic White defendants** is among the **50% worst** in Harris County.

## Track Judge Anastasio's Share Detained Due to Inability to Pay



This report uses jail population data provided by Harris County. Share detained due to inability to pay represents the percent of current pretrial jail inmates assigned to this judge who were detained because they couldn't afford money bail.

# HARRIS COUNTY FELONY PRETRIAL DETENTION REPORT

*Brought to you by the Texas Center for Justice and Equity and researchers at Harvard University*

May 8, 2022 - May 14, 2022



## Abigail Anastasio – 184<sup>th</sup> District Court

Among current pretrial jail inmates assigned to Judge Anastasio:

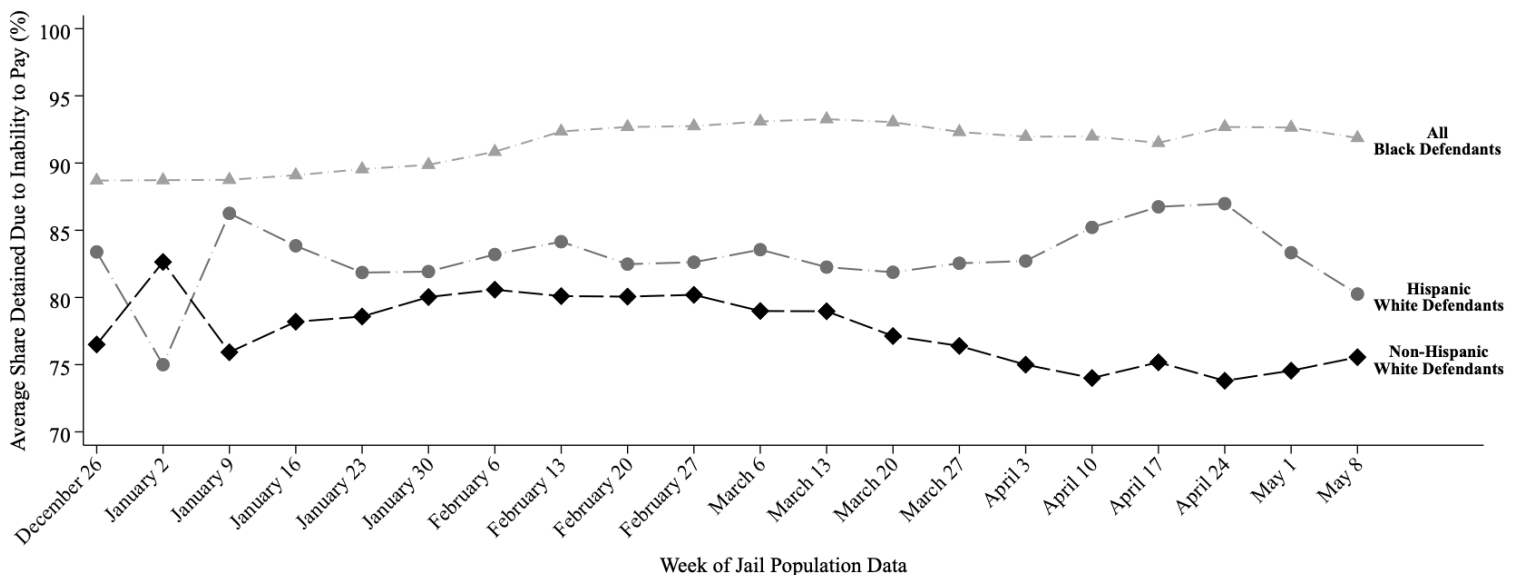
- **92% of Black defendants (136 out of 148)**
- **80% of Hispanic White defendants (36 out of 45)**
- **76% of non-Hispanic White defendants (63 out of 83)**

were detained per night based on inability to pay

Last week, among current pretrial jail inmates assigned to Judge Anastasio, **92% of Black defendants (136 out of 148 on an average night)**, **80% of Hispanic White defendants (36 out of 45 on an average night)**, and **76% of non-Hispanic White defendants (63 out of 83 on an average night)** were detained in Harris County Jail because they couldn't afford money bail.

Judge Anastasio's **racial difference in the share detained due to inability to pay for Black and Non-Hispanic White defendants** is among the **50% best** in Harris County. Her **racial difference in the share detained due to inability to pay for Hispanic and Non-Hispanic White defendants** is among the **50% worst** in Harris County.

## Track Judge Anastasio's Share Detained Due to Inability to Pay



This report uses jail population data provided by Harris County. Share detained due to inability to pay represents the percent of current pretrial jail inmates assigned to this judge who were detained because they couldn't afford money bail.

# HARRIS COUNTY FELONY PRETRIAL DETENTION REPORT

*Brought to you by the Texas Center for Justice and Equity and researchers at Harvard University*

June 19, 2022 - June 25, 2022



## Abigail Anastasio – 184<sup>th</sup> District Court

Among current pretrial jail inmates assigned to Judge Anastasio:

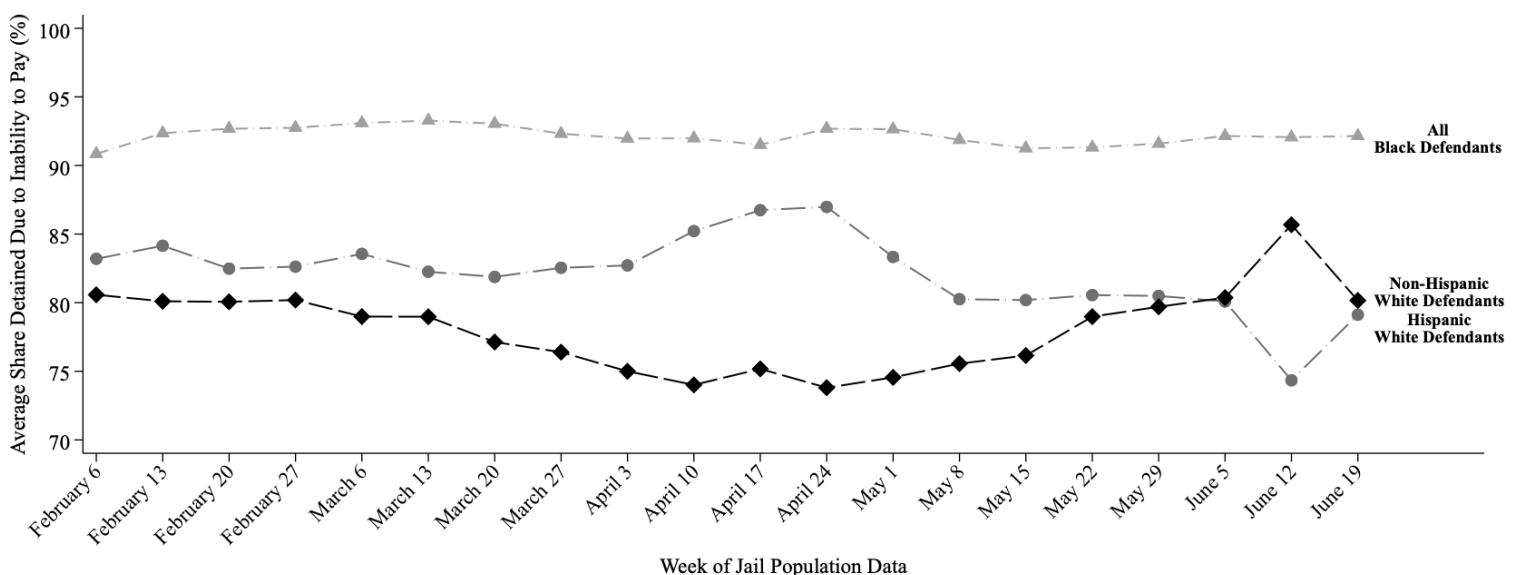
- **92% of Black defendants (141 out of 153)**
- **79% of Hispanic White defendants (31 out of 39)**
- **80% of non-Hispanic White defendants (70 out of 87)**

were detained per night based on inability to pay

Last week, among current pretrial jail inmates assigned to Judge Anastasio, **92% of Black defendants (141 out of 153 on an average night)**, **79% of Hispanic White defendants (31 out of 39 on an average night)**, and **80% of non-Hispanic White defendants (70 out of 87 on an average night)** were detained in Harris County Jail because they couldn't afford money bail.

Judge Anastasio's **racial difference in the share detained due to inability to pay for Black and Non-Hispanic White defendants** is among the **25% best** in Harris County. Her **racial difference in the share detained due to inability to pay for Hispanic and Non-Hispanic White defendants** is among the **25% best** in Harris County.

## Track Judge Anastasio's Share Detained Due to Inability to Pay



This report uses jail population data provided by Harris County. Share detained due to inability to pay represents the percent of current pretrial jail inmates assigned to this judge who were detained because they couldn't afford money bail.

# HARRIS COUNTY FELONY PRETRIAL DETENTION REPORT

Brought to you by the Texas Center for Justice and Equity and researchers at Harvard University

June 26, 2022 - July 2, 2022



## Abigail Anastasio – 184<sup>th</sup> District Court

Among current pretrial jail inmates assigned to Judge Anastasio:

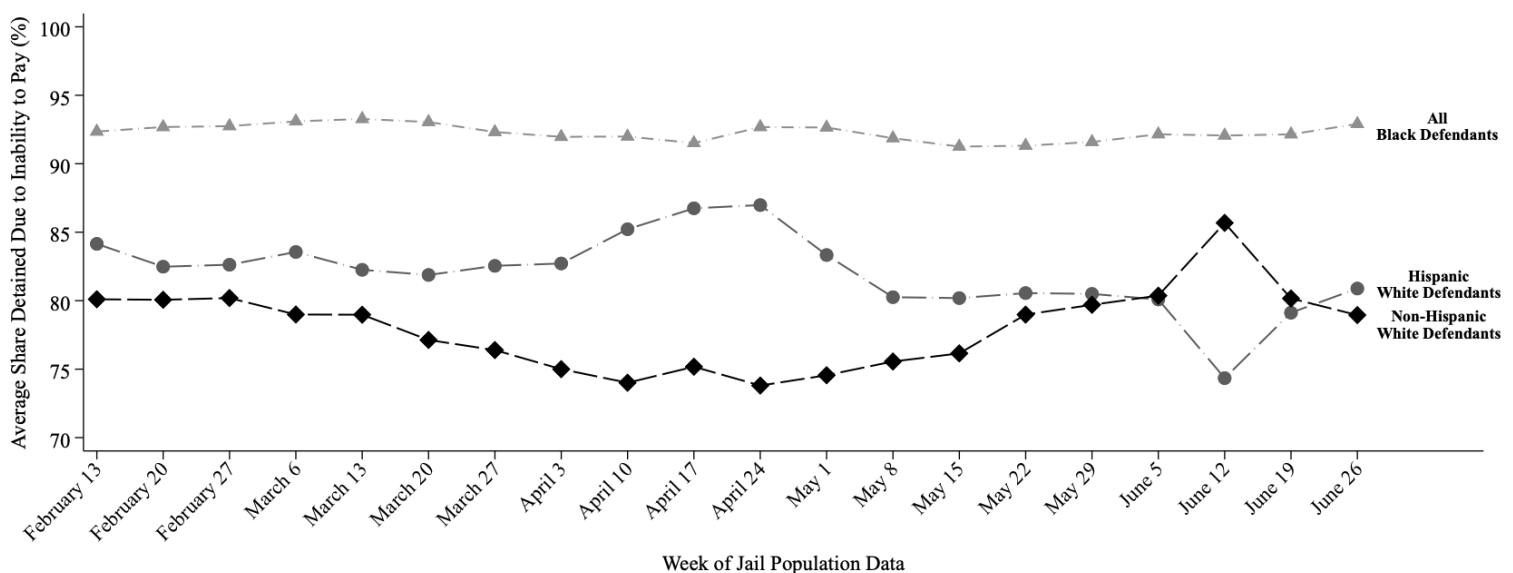
- **93% of Black defendants (140 out of 151)**
- **81% of Hispanic White defendants (34 out of 42)**
- **79% of non-Hispanic White defendants (71 out of 90)**

were detained per night based on inability to pay

Last week, among current pretrial jail inmates assigned to Judge Anastasio, **93% of Black defendants (140 out of 151 on an average night)**, **81% of Hispanic White defendants (34 out of 42 on an average night)**, and **79% of non-Hispanic White defendants (71 out of 90 on an average night)** were detained in Harris County Jail because they couldn't afford money bail.

Judge Anastasio's **racial difference in the share detained due to inability to pay for Black and Non-Hispanic White defendants** is among the **50% best** in Harris County. Her **racial difference in the share detained due to inability to pay for Hispanic and Non-Hispanic White defendants** is among the **50% best** in Harris County.

## Track Judge Anastasio's Share Detained Due to Inability to Pay



This report uses jail population data provided by Harris County. Share detained due to inability to pay represents the percent of current pretrial jail inmates assigned to this judge who were detained because they couldn't afford money bail.

# HARRIS COUNTY FELONY PRETRIAL DETENTION REPORT

Brought to you by the Texas Center for Justice and Equity and researchers at Harvard University

July 3, 2022 - July 9, 2022



## Abigail Anastasio – 184<sup>th</sup> District Court

Among current pretrial jail inmates assigned to Judge Anastasio:

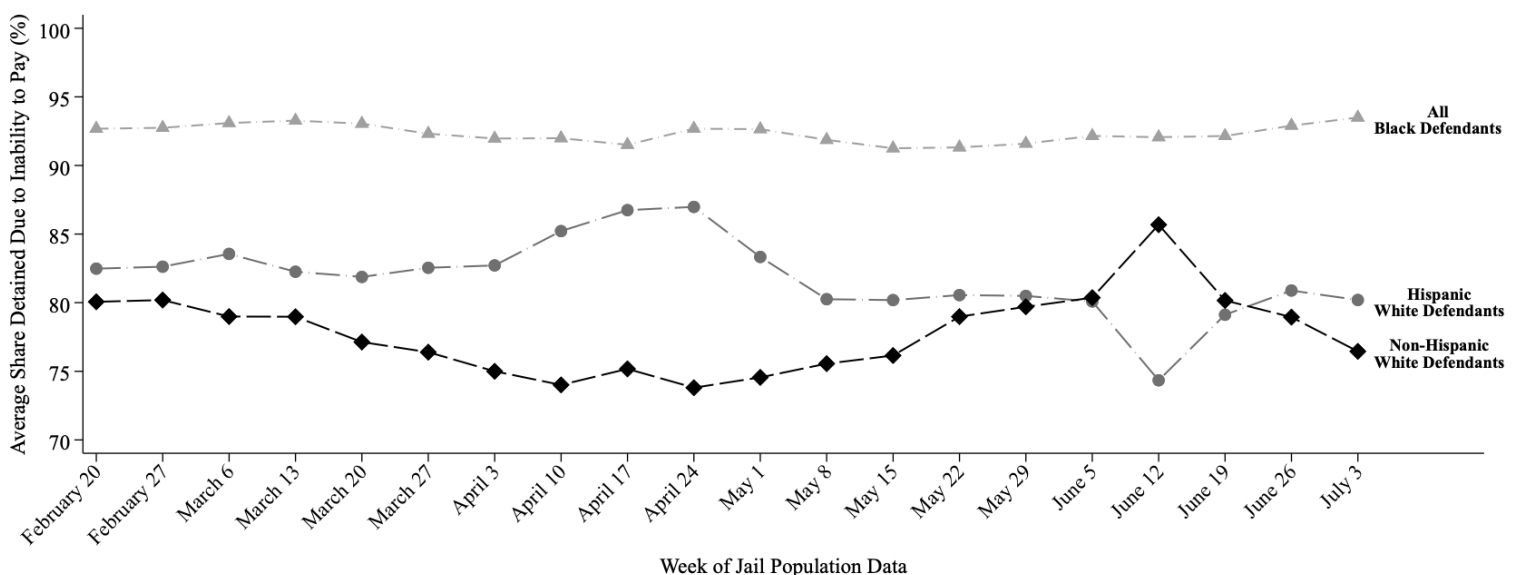
- **93% of Black defendants (144 out of 154)**
- **80% of Hispanic White defendants (35 out of 43)**
- **76% of non-Hispanic White defendants (70 out of 91)**

were detained per night based on inability to pay

Last week, among current pretrial jail inmates assigned to Judge Anastasio, **93% of Black defendants (144 out of 154 on an average night)**, **80% of Hispanic White defendants (35 out of 43 on an average night)**, and **76% of non-Hispanic White defendants (70 out of 91 on an average night)** were detained in Harris County Jail because they couldn't afford money bail.

Judge Anastasio's **racial difference in the share detained due to inability to pay for Black and Non-Hispanic White defendants** is among the **50% best** in Harris County. Her **racial difference in the share detained due to inability to pay for Hispanic and Non-Hispanic White defendants** is among the **50% best** in Harris County.

## Track Judge Anastasio's Share Detained Due to Inability to Pay



This report uses jail population data provided by Harris County. Share detained due to inability to pay represents the percent of current pretrial jail inmates assigned to this judge who were detained because they couldn't afford money bail.



# HARRIS COUNTY FELONY PRETRIAL DETENTION REPORT

Brought to you by the Texas Center for Justice and Equity and researchers at Harvard University

July 24, 2022 - July 30, 2022



## Abigail Anastasio – 184<sup>th</sup> District Court

Among current pretrial jail inmates assigned to Judge Anastasio:

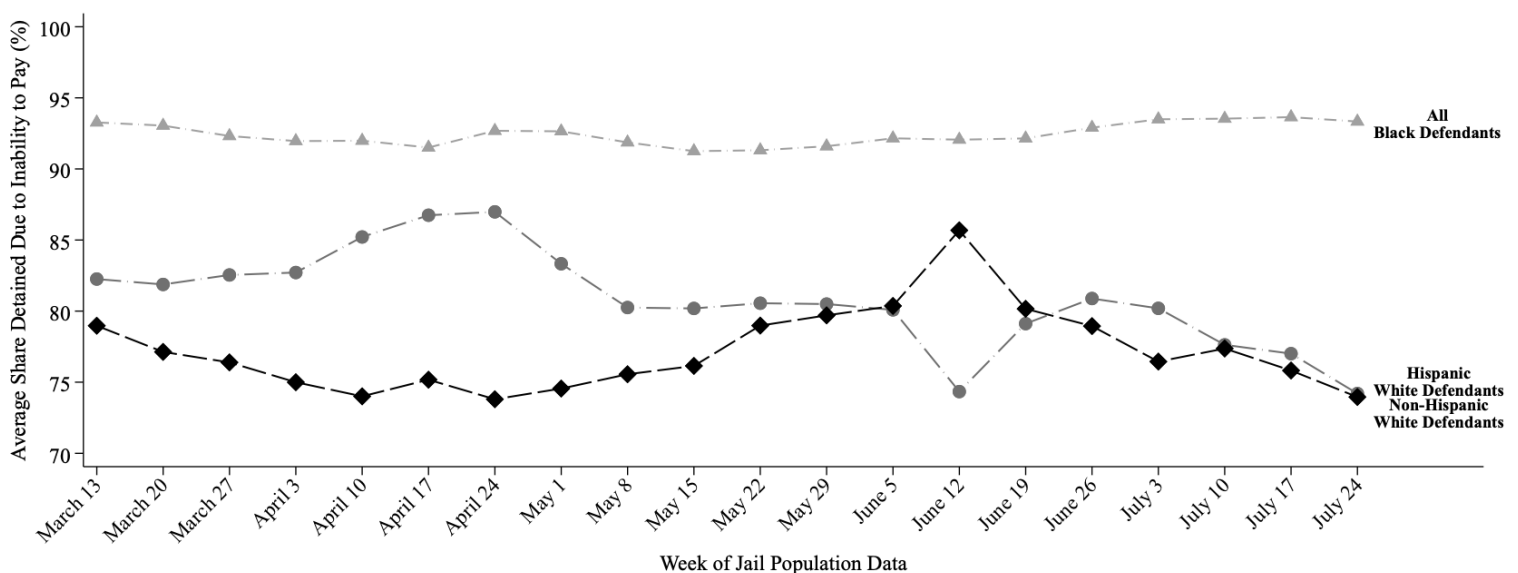
- **93% of Black defendants (144 out of 154)**
- **74% of Hispanic White defendants (33 out of 45)**
- **74% of non-Hispanic White defendants (66 out of 89)**

were detained per night based on inability to pay

Last week, among current pretrial jail inmates assigned to Judge Anastasio, **93% of Black defendants (144 out of 154 on an average night)**, **74% of Hispanic White defendants (33 out of 45 on an average night)**, and **74% of non-Hispanic White defendants (66 out of 89 on an average night)** were detained in Harris County Jail because they couldn't afford money bail.

Judge Anastasio's **racial difference in the share detained due to inability to pay for Black and Non-Hispanic White defendants** is among the **50% worst** in Harris County. Her **racial difference in the share detained due to inability to pay for Hispanic and Non-Hispanic White defendants** is among the **25% best** in Harris County.

## Track Judge Anastasio's Share Detained Due to Inability to Pay



This report uses jail population data provided by Harris County. Share detained due to inability to pay represents the percent of current pretrial jail inmates assigned to this judge who were detained because they couldn't afford money bail.

# HARRIS COUNTY FELONY PRETRIAL DETENTION REPORT

*Brought to you by the Texas Center for Justice and Equity and researchers at Harvard University*

August 14, 2022 - August 20, 2022



## Abigail Anastasio – 184<sup>th</sup> District Court

Among current pretrial jail inmates assigned to Judge Anastasio:

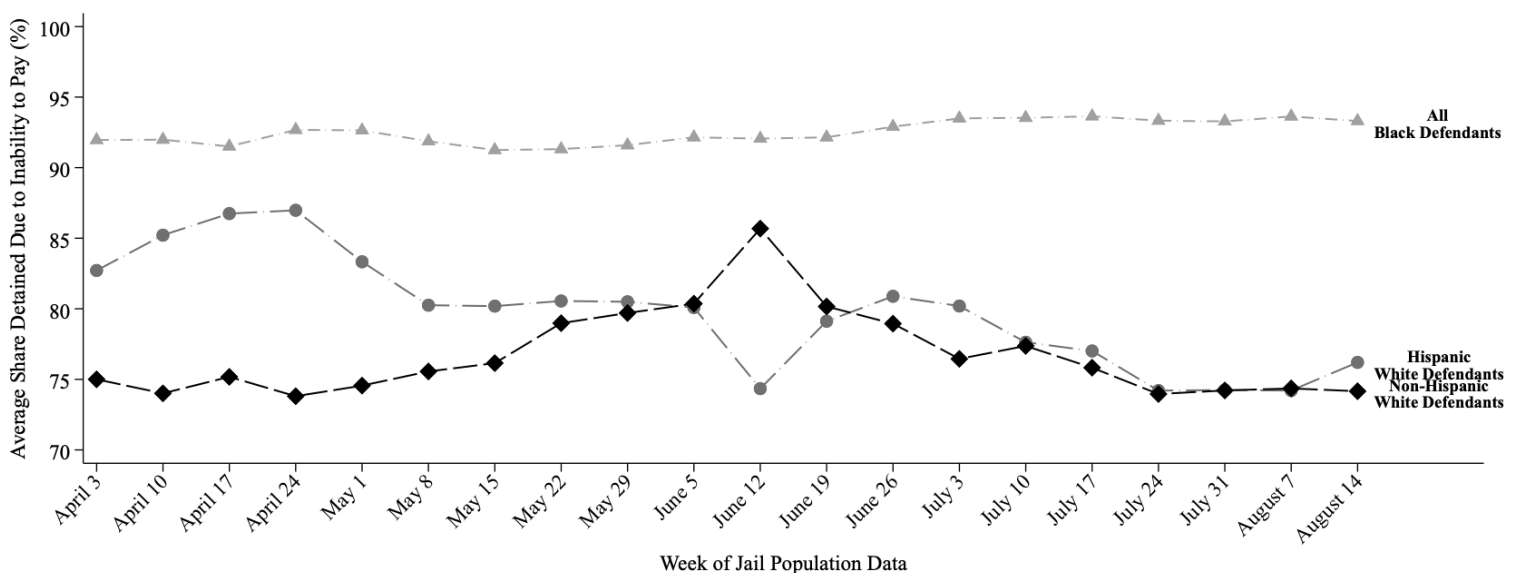
- **93% of Black defendants (141 out of 152)**
- **76% of Hispanic White defendants (38 out of 50)**
- **74% of non-Hispanic White defendants (63 out of 85)**

were detained per night based on inability to pay

Last week, among current pretrial jail inmates assigned to Judge Anastasio, **93% of Black defendants (141 out of 152 on an average night)**, **76% of Hispanic White defendants (38 out of 50 on an average night)**, and **74% of non-Hispanic White defendants (63 out of 85 on an average night)** were detained in Harris County Jail because they couldn't afford money bail.

Judge Anastasio's **racial difference in the share detained due to inability to pay for Black and Non-Hispanic White defendants** is among the **50% worst** in Harris County. Her **racial difference in the share detained due to inability to pay for Hispanic and Non-Hispanic White defendants** is among the **25% best** in Harris County.

## Track Judge Anastasio's Share Detained Due to Inability to Pay



This report uses jail population data provided by Harris County. Share detained due to inability to pay represents the percent of current pretrial jail inmates assigned to this judge who were detained because they couldn't afford money bail.

# HARRIS COUNTY FELONY PRETRIAL DETENTION REPORT

*Brought to you by the Texas Center for Justice and Equity and researchers at Harvard University*

August 21, 2022 - August 27, 2022



## Abigail Anastasio – 184<sup>th</sup> District Court

Among current pretrial jail inmates assigned to Judge Anastasio:

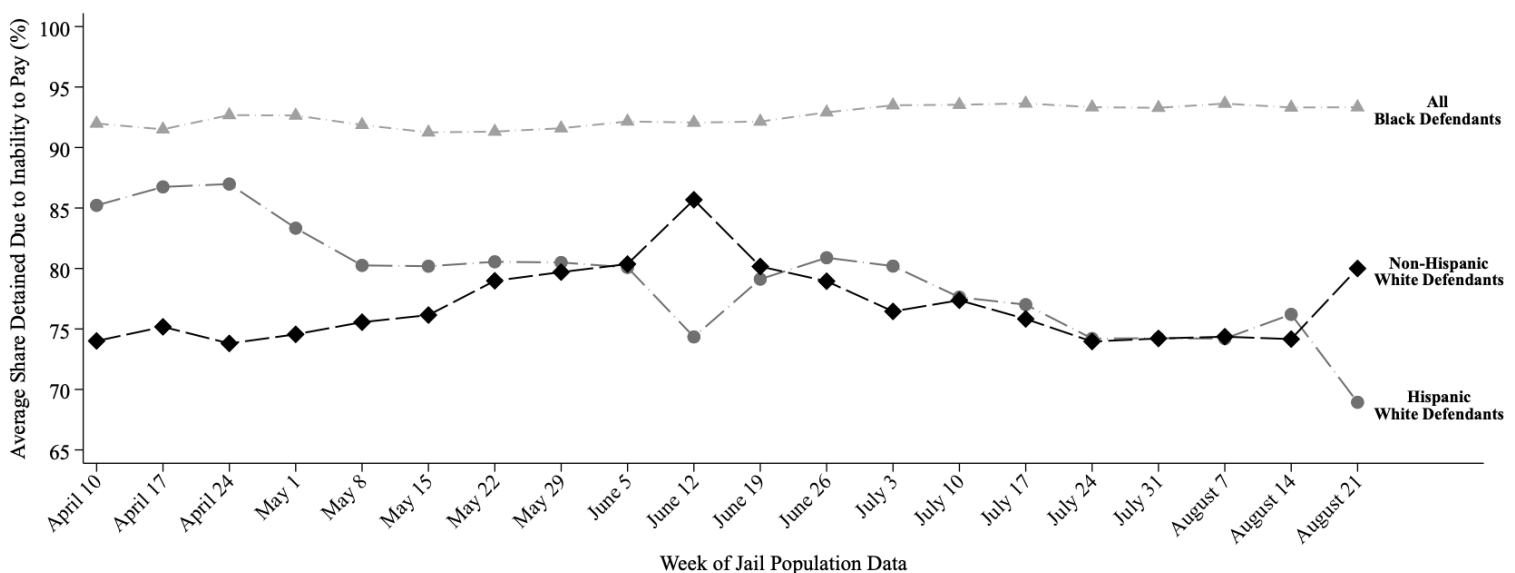
- **93% of Black defendants (140 out of 150)**
- **69% of Hispanic White defendants (56 out of 82)**
- **80% of non-Hispanic White defendants (49 out of 61)**

were detained per night based on inability to pay

Last week, among current pretrial jail inmates assigned to Judge Anastasio, **93% of Black defendants (140 out of 150 on an average night)**, **69% of Hispanic White defendants (56 out of 82 on an average night)**, and **80% of non-Hispanic White defendants (49 out of 61 on an average night)** were detained in Harris County Jail because they couldn't afford money bail.

Judge Anastasio's **racial difference in the share detained due to inability to pay for Black and Non-Hispanic White defendants** is among the **25% worst** in Harris County. Her **racial difference in the share detained due to inability to pay for Hispanic and Non-Hispanic White defendants** is among the **50% best** in Harris County.

## Track Judge Anastasio's Share Detained Due to Inability to Pay



This report uses jail population data provided by Harris County. Share detained due to inability to pay represents the percent of current pretrial jail inmates assigned to this judge who were detained because they couldn't afford money bail.

# HARRIS COUNTY FELONY PRETRIAL DETENTION REPORT

Brought to you by the Texas Center for Justice and Equity and researchers at Harvard University

September 4, 2022 - September 10, 2022



## Abigail Anastasio – 184<sup>th</sup> District Court

Among current pretrial jail inmates assigned to Judge Anastasio:

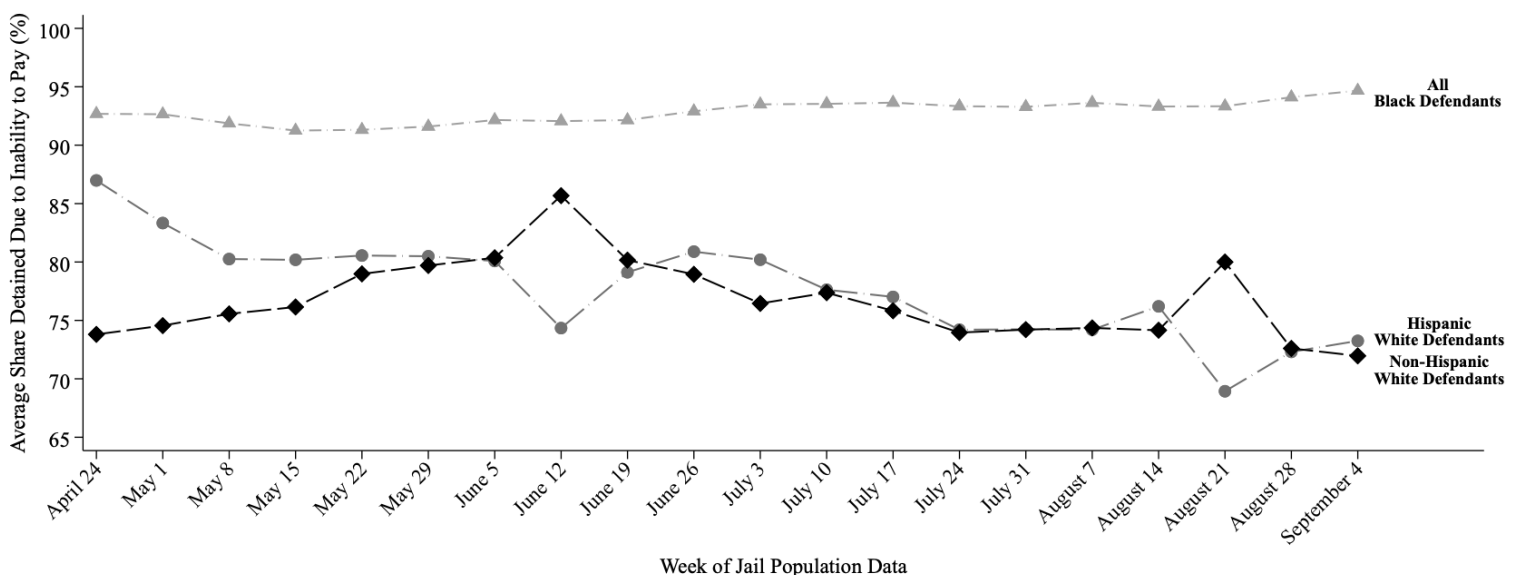
- **95% of Black defendants (142 out of 150)**
- **73% of Hispanic White defendants (42 out of 57)**
- **72% of non-Hispanic White defendants (69 out of 95)**

were detained per night based on inability to pay

Last week, among current pretrial jail inmates assigned to Judge Anastasio, **95% of Black defendants (142 out of 150 on an average night)**, **73% of Hispanic White defendants (42 out of 57 on an average night)**, and **72% of non-Hispanic White defendants (69 out of 95 on an average night)** were detained in Harris County Jail because they couldn't afford money bail.

Judge Anastasio's **racial difference in the share detained due to inability to pay for Black and Non-Hispanic White defendants** is among the **50% worst** in Harris County. Her **racial difference in the share detained due to inability to pay for Hispanic and Non-Hispanic White defendants** is among the **25% best** in Harris County.

## Track Judge Anastasio's Share Detained Due to Inability to Pay



This report uses jail population data provided by Harris County. Share detained due to inability to pay represents the percent of current pretrial jail inmates assigned to this judge who were detained because they couldn't afford money bail.

# HARRIS COUNTY FELONY PRETRIAL DETENTION REPORT

*Brought to you by the Texas Center for Justice and Equity and researchers at Harvard University*

September 18, 2022 - September 24, 2022



## Abigail Anastasio – 184<sup>th</sup> District Court

Among current pretrial jail inmates assigned to Judge Anastasio:

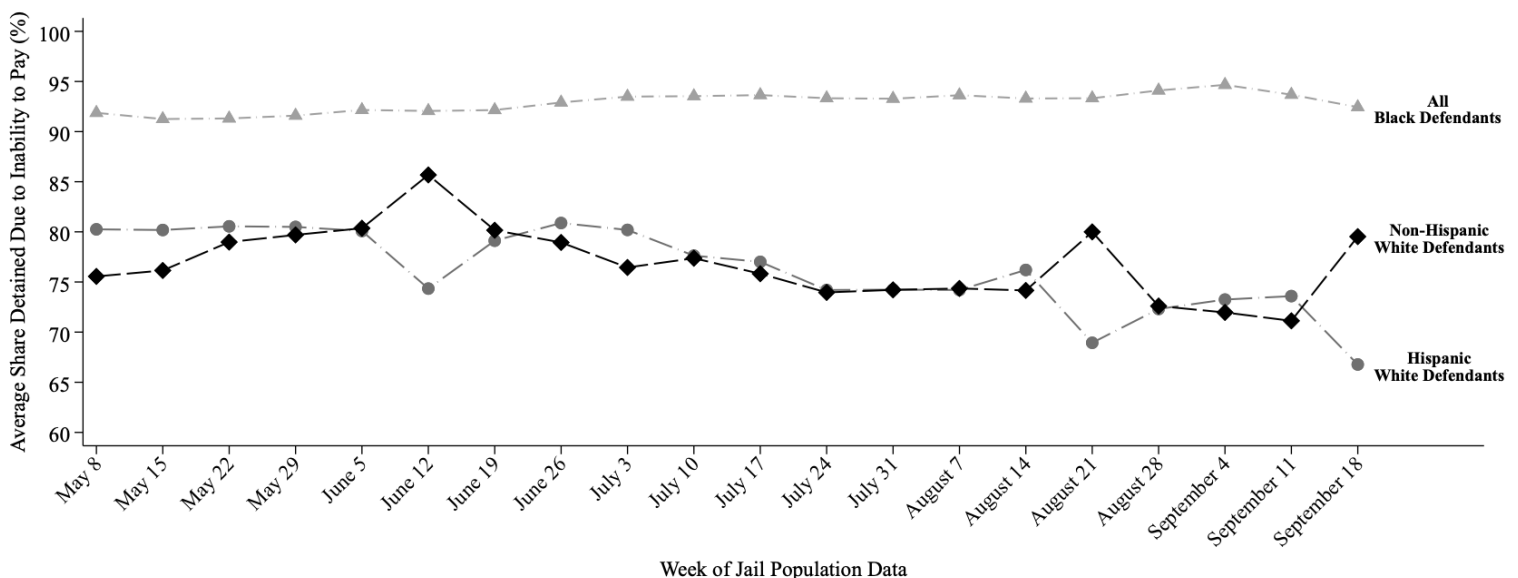
- **92% of Black defendants (143 out of 155)**
- **67% of Hispanic White defendants (59 out of 89)**
- **80% of non-Hispanic White defendants (53 out of 67)**

were detained per night based on inability to pay

Last week, among current pretrial jail inmates assigned to Judge Anastasio, **92% of Black defendants (143 out of 155 on an average night)**, **67% of Hispanic White defendants (59 out of 89 on an average night)**, and **80% of non-Hispanic White defendants (53 out of 67 on an average night)** were detained in Harris County Jail because they couldn't afford money bail.

Judge Anastasio's **racial difference in the share detained due to inability to pay for Black and Non-Hispanic White defendants** is among the **50% worst** in Harris County. Her **racial difference in the share detained due to inability to pay for Hispanic and Non-Hispanic White defendants** is among the **50% best** in Harris County.

## Track Judge Anastasio's Share Detained Due to Inability to Pay



This report uses jail population data provided by Harris County. Share detained due to inability to pay represents the percent of current pretrial jail inmates assigned to this judge who were detained because they couldn't afford money bail.

# HARRIS COUNTY FELONY PRETRIAL DETENTION REPORT

Brought to you by the Texas Center for Justice and Equity and researchers at Harvard University

October 9, 2022 - October 15, 2022



## Abigail Anastasio – 184<sup>th</sup> District Court

Among current pretrial jail inmates assigned to Judge Anastasio:

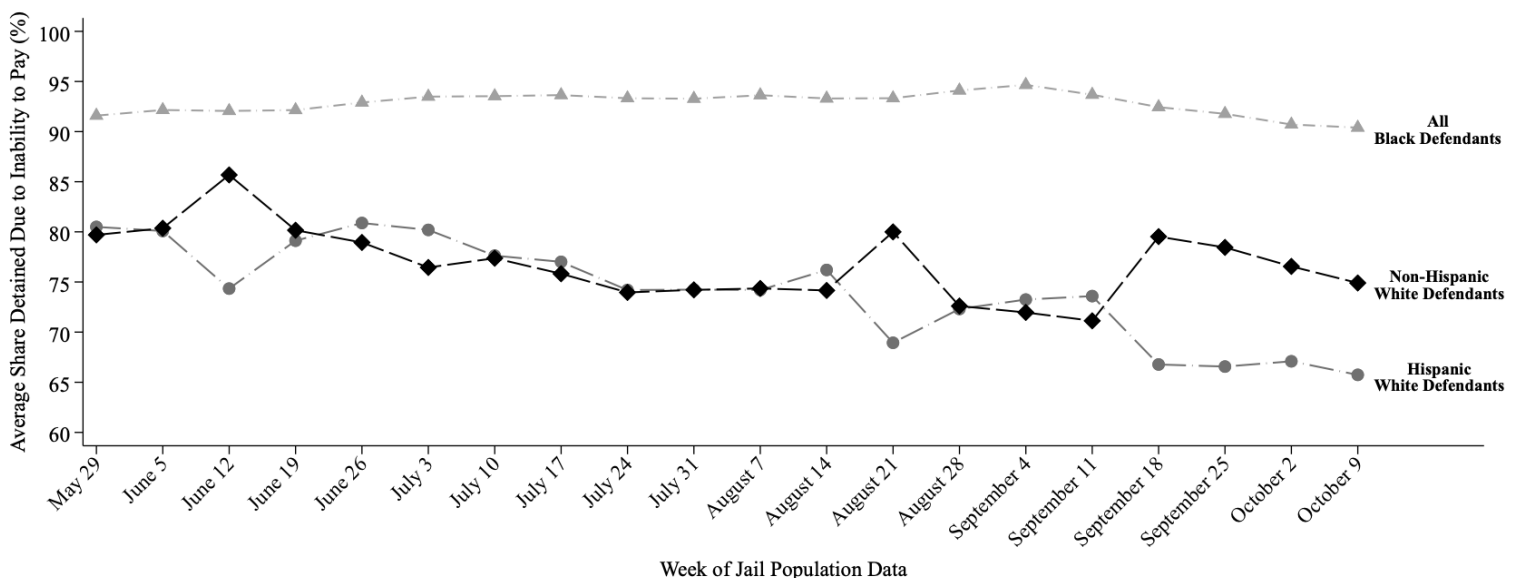
- **90% of Black defendants (145 out of 161)**
- **66% of Hispanic White defendants (58 out of 88)**
- **75% of non-Hispanic White defendants (56 out of 75)**

were detained per night based on inability to pay

Last week, among current pretrial jail inmates assigned to Judge Anastasio, **90% of Black defendants (145 out of 161 on an average night)**, **66% of Hispanic White defendants (58 out of 88 on an average night)**, and **75% of non-Hispanic White defendants (56 out of 75 on an average night)** were detained in Harris County Jail because they couldn't afford money bail.

Judge Anastasio's **racial difference in the share detained due to inability to pay for Black and Non-Hispanic White defendants** is among the **50% worst** in Harris County. Her **racial difference in the share detained due to inability to pay for Hispanic and Non-Hispanic White defendants** is among the **25% best** in Harris County.

## Track Judge Anastasio's Share Detained Due to Inability to Pay



This report uses jail population data provided by Harris County. Share detained due to inability to pay represents the percent of current pretrial jail inmates assigned to this judge who were detained because they couldn't afford money bail.

# HARRIS COUNTY FELONY PRETRIAL DETENTION REPORT

Brought to you by the Texas Center for Justice and Equity and researchers at Harvard University

October 23, 2022 - October 29, 2022



## Abigail Anastasio – 184<sup>th</sup> District Court

Among current pretrial jail inmates assigned to Judge Anastasio:

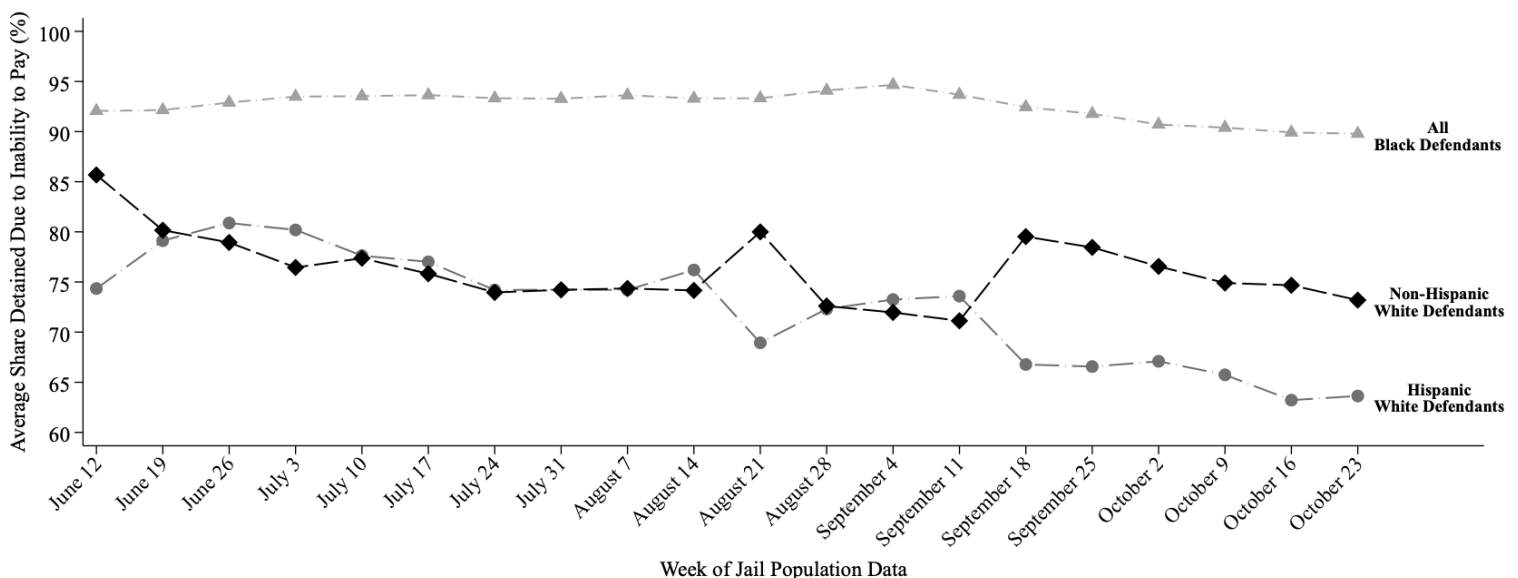
- **90% of Black defendants (138 out of 154)**
- **64% of Hispanic White defendants (54 out of 85)**
- **73% of non-Hispanic White defendants (59 out of 81)**

were detained per night based on inability to pay

Last week, among current pretrial jail inmates assigned to Judge Anastasio, **90% of Black defendants (138 out of 154 on an average night)**, **64% of Hispanic White defendants (54 out of 85 on an average night)**, and **73% of non-Hispanic White defendants (59 out of 81 on an average night)** were detained in Harris County Jail because they couldn't afford money bail.

Judge Anastasio's **racial difference in the share detained due to inability to pay for Black and Non-Hispanic White defendants** is among the **25% worst** in Harris County. Her **racial difference in the share detained due to inability to pay for Hispanic and Non-Hispanic White defendants** is among the **25% best** in Harris County.

## Track Judge Anastasio's Share Detained Due to Inability to Pay



This report uses jail population data provided by Harris County. Share detained due to inability to pay represents the percent of current pretrial jail inmates assigned to this judge who were detained because they couldn't afford money bail.



# HARRIS COUNTY FELONY PRETRIAL DETENTION REPORT

Brought to you by the Texas Center for Justice and Equity and researchers at Harvard University

October 30, 2022 - November 5, 2022



## Abigail Anastasio – 184<sup>th</sup> District Court

Among current pretrial jail inmates assigned to Judge Anastasio:

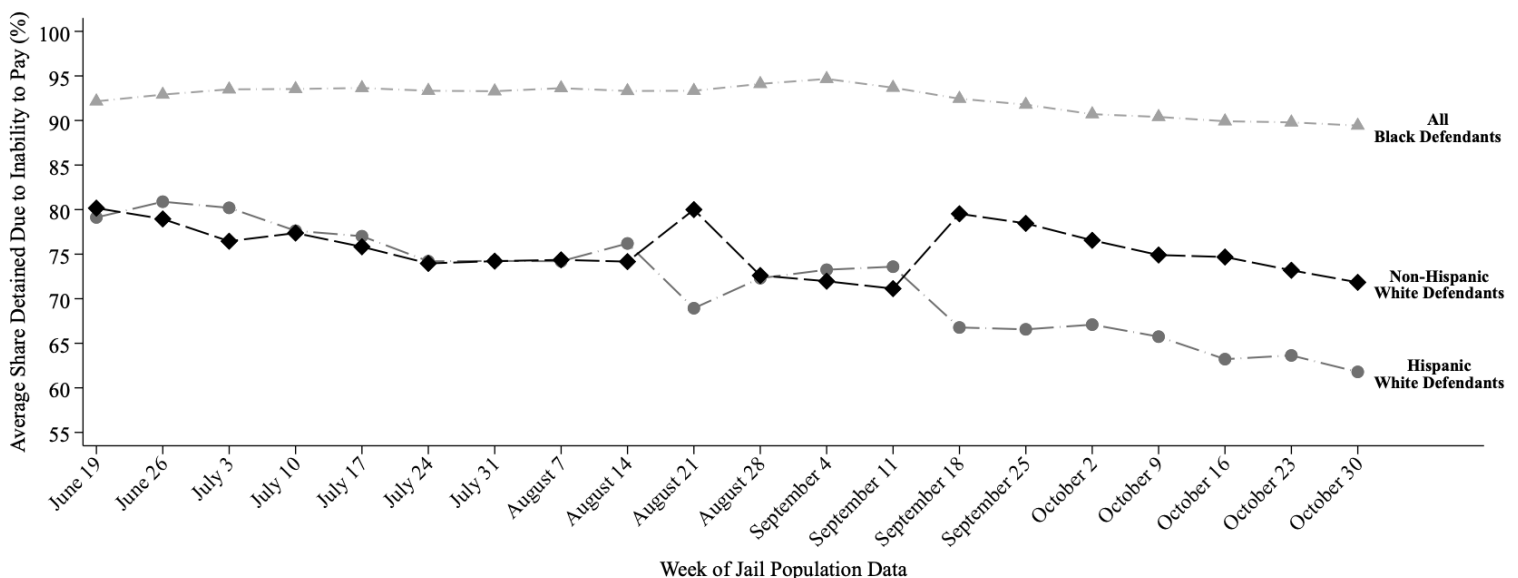
- **89% of Black defendants (141 out of 158)**
- **62% of Hispanic White defendants (54 out of 88)**
- **72% of non-Hispanic White defendants (61 out of 85)**

were detained per night based on inability to pay

Last week, among current pretrial jail inmates assigned to Judge Anastasio, 89% of Black defendants (141 out of 158 on an average night), 62% of Hispanic White defendants (54 out of 88 on an average night), and 72% of non-Hispanic White defendants (61 out of 85 on an average night) were detained in Harris County Jail because they couldn't afford money bail.

Judge Anastasio's racial difference in the share detained due to inability to pay for Black and Non-Hispanic White defendants is among the 25% worst in Harris County. Her racial difference in the share detained due to inability to pay for Hispanic and Non-Hispanic White defendants is among the 25% best in Harris County.

## Track Judge Anastasio's Share Detained Due to Inability to Pay



This report uses jail population data provided by Harris County. Share detained due to inability to pay represents the percent of current pretrial jail inmates assigned to this judge who were detained because they couldn't afford money bail.

# HARRIS COUNTY FELONY PRETRIAL DETENTION REPORT

Brought to you by the Texas Center for Justice and Equity and researchers at Harvard University

November 6, 2022 - November 12, 2022



## Abigail Anastasio – 184<sup>th</sup> District Court

Among current pretrial jail inmates assigned to Judge Anastasio:

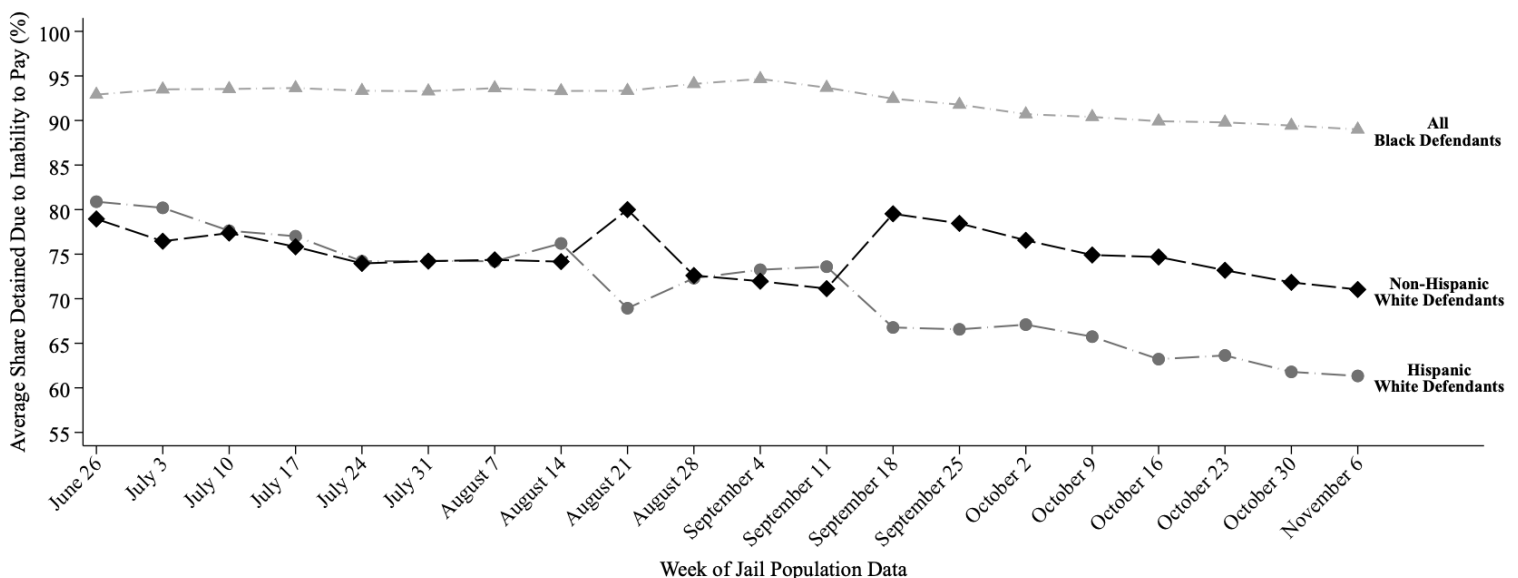
- **89% of Black defendants (143 out of 161)**
- **61% of Hispanic White defendants (54 out of 88)**
- **71% of non-Hispanic White defendants (59 out of 83)**

were detained per night based on inability to pay

Last week, among current pretrial jail inmates assigned to Judge Anastasio, 89% of Black defendants (143 out of 161 on an average night), 61% of Hispanic White defendants (54 out of 88 on an average night), and 71% of non-Hispanic White defendants (59 out of 83 on an average night) were detained in Harris County Jail because they couldn't afford money bail.

Judge Anastasio's racial difference in the share detained due to inability to pay for Black and Non-Hispanic White defendants is among the 25% worst in Harris County. Her racial difference in the share detained due to inability to pay for Hispanic and Non-Hispanic White defendants is among the 25% best in Harris County.

## Track Judge Anastasio's Share Detained Due to Inability to Pay



This report uses jail population data provided by Harris County. Share detained due to inability to pay represents the percent of current pretrial jail inmates assigned to this judge who were detained because they couldn't afford money bail.

# HARRIS COUNTY FELONY PRETRIAL DETENTION REPORT

*Brought to you by the Texas Center for Justice and Equity and researchers at Harvard University*

November 20, 2022 - November 26, 2022



## Abigail Anastasio – 184<sup>th</sup> District Court

Among current pretrial jail inmates assigned to Judge Anastasio:

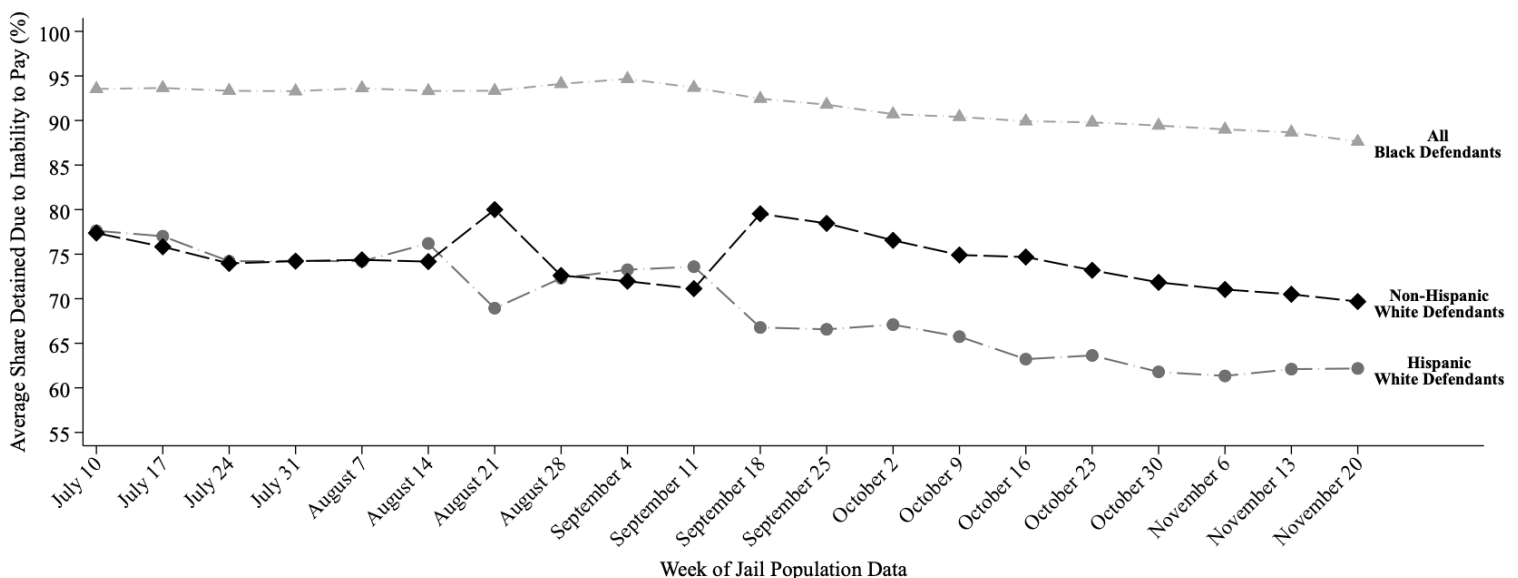
- **88% of Black defendants (140 out of 159)**
- **62% of Hispanic White defendants (54 out of 87)**
- **70% of non-Hispanic White defendants (53 out of 76)**

were detained per night based on inability to pay

Last week, among current pretrial jail inmates assigned to Judge Anastasio, **88% of Black defendants (140 out of 159 on an average night)**, **62% of Hispanic White defendants (54 out of 87 on an average night)**, and **70% of non-Hispanic White defendants (53 out of 76 on an average night)** were detained in Harris County Jail because they couldn't afford money bail.

Judge Anastasio's **racial difference in the share detained due to inability to pay for Black and Non-Hispanic White defendants** is among the **50% worst** in Harris County. Her **racial difference in the share detained due to inability to pay for Hispanic and Non-Hispanic White defendants** is among the **25% best** in Harris County.

## Track Judge Anastasio's Share Detained Due to Inability to Pay



This report uses jail population data provided by Harris County. Share detained due to inability to pay represents the percent of current pretrial jail inmates assigned to this judge who were detained because they couldn't afford money bail.

# HARRIS COUNTY FELONY PRETRIAL DETENTION REPORT

*Brought to you by the Texas Center for Justice and Equity and researchers at Harvard University*

November 27, 2022 - December 3, 2022



## Abigail Anastasio – 184<sup>th</sup> District Court

Among current pretrial jail inmates assigned to Judge Anastasio:

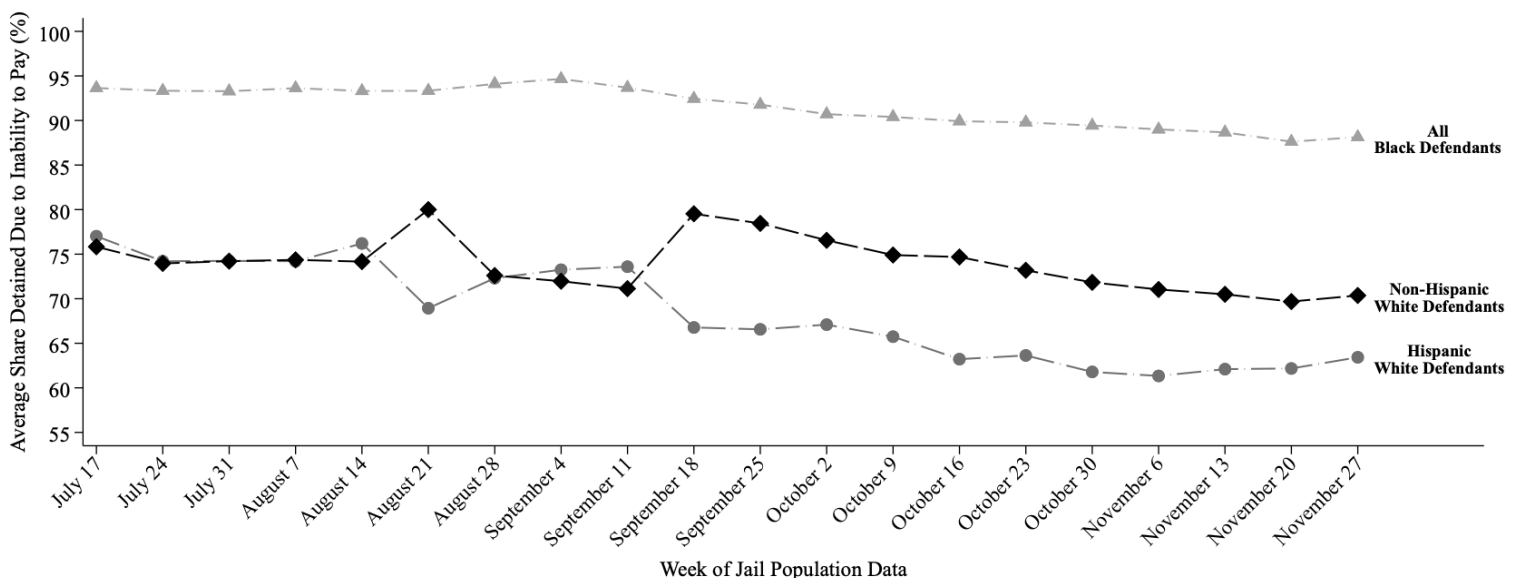
- **88% of Black defendants (141 out of 160)**
- **63% of Hispanic White defendants (55 out of 87)**
- **70% of non-Hispanic White defendants (53 out of 75)**

were detained per night based on inability to pay

Last week, among current pretrial jail inmates assigned to Judge Anastasio, **88% of Black defendants (141 out of 160 on an average night)**, **63% of Hispanic White defendants (55 out of 87 on an average night)**, and **70% of non-Hispanic White defendants (53 out of 75 on an average night)** were detained in Harris County Jail because they couldn't afford money bail.

Judge Anastasio's **racial difference in the share detained due to inability to pay for Black and Non-Hispanic White defendants** is among the **25% worst** in Harris County. Her **racial difference in the share detained due to inability to pay for Hispanic and Non-Hispanic White defendants** is among the **25% best** in Harris County.

## Track Judge Anastasio's Share Detained Due to Inability to Pay



This report uses jail population data provided by Harris County. Share detained due to inability to pay represents the percent of current pretrial jail inmates assigned to this judge who were detained because they couldn't afford money bail.

# HARRIS COUNTY FELONY PRETRIAL DETENTION REPORT

*Brought to you by the Texas Center for Justice and Equity and researchers at Harvard University*

December 4, 2022 - December 10, 2022



## Abigail Anastasio – 184<sup>th</sup> District Court

Among current pretrial jail inmates assigned to Judge Anastasio:

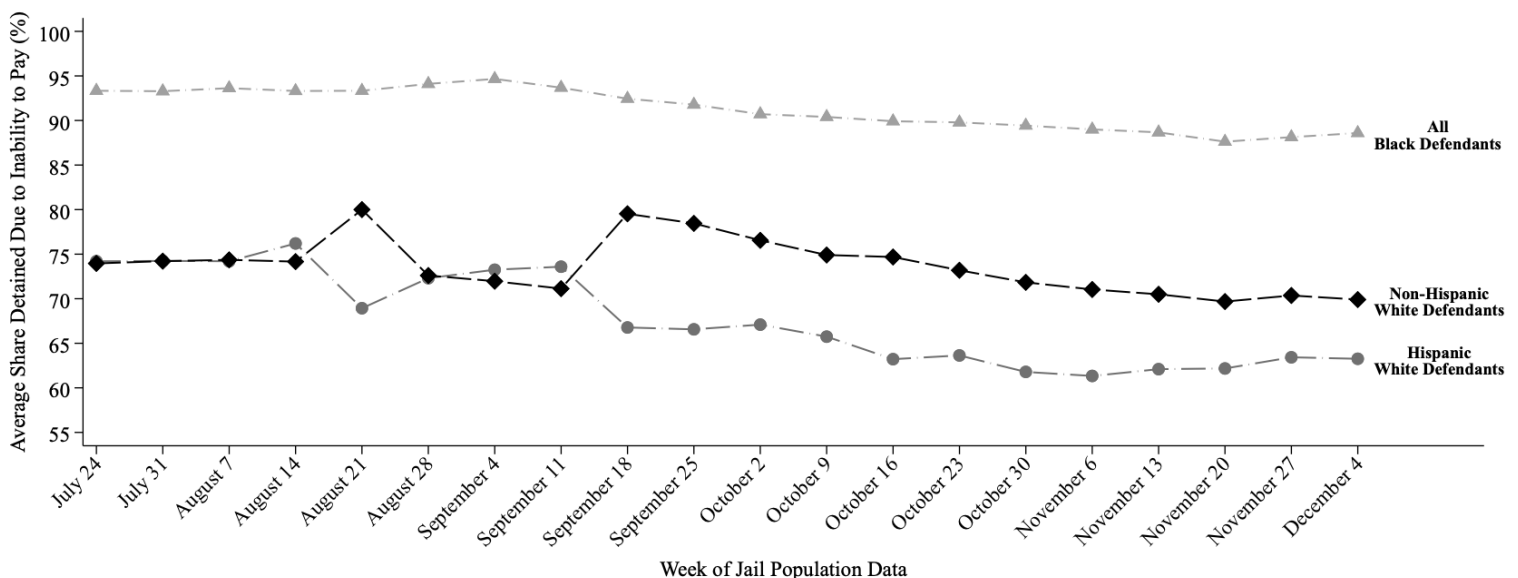
- **89% of Black defendants (139 out of 157)**
- **63% of Hispanic White defendants (55 out of 87)**
- **70% of non-Hispanic White defendants (52 out of 75)**

were detained per night based on inability to pay

Last week, among current pretrial jail inmates assigned to Judge Anastasio, 89% of Black defendants (139 out of 157 on an average night), 63% of Hispanic White defendants (55 out of 87 on an average night), and 70% of non-Hispanic White defendants (52 out of 75 on an average night) were detained in Harris County Jail because they couldn't afford money bail.

Judge Anastasio's racial difference in the share detained due to inability to pay for Black and Non-Hispanic White defendants is among the 50% worst in Harris County. Her racial difference in the share detained due to inability to pay for Hispanic and Non-Hispanic White defendants is among the 25% best in Harris County.

## Track Judge Anastasio's Share Detained Due to Inability to Pay



This report uses jail population data provided by Harris County. Share detained due to inability to pay represents the percent of current pretrial jail inmates assigned to this judge who were detained because they couldn't afford money bail.

# HARRIS COUNTY FELONY PRETRIAL DETENTION REPORT

*Brought to you by the Texas Center for Justice and Equity and researchers at Harvard University*

January 2, 2022 - January 7, 2022



## Te'iva Bell – 339<sup>th</sup> District Court

Among current pretrial jail inmates assigned to Judge Bell:

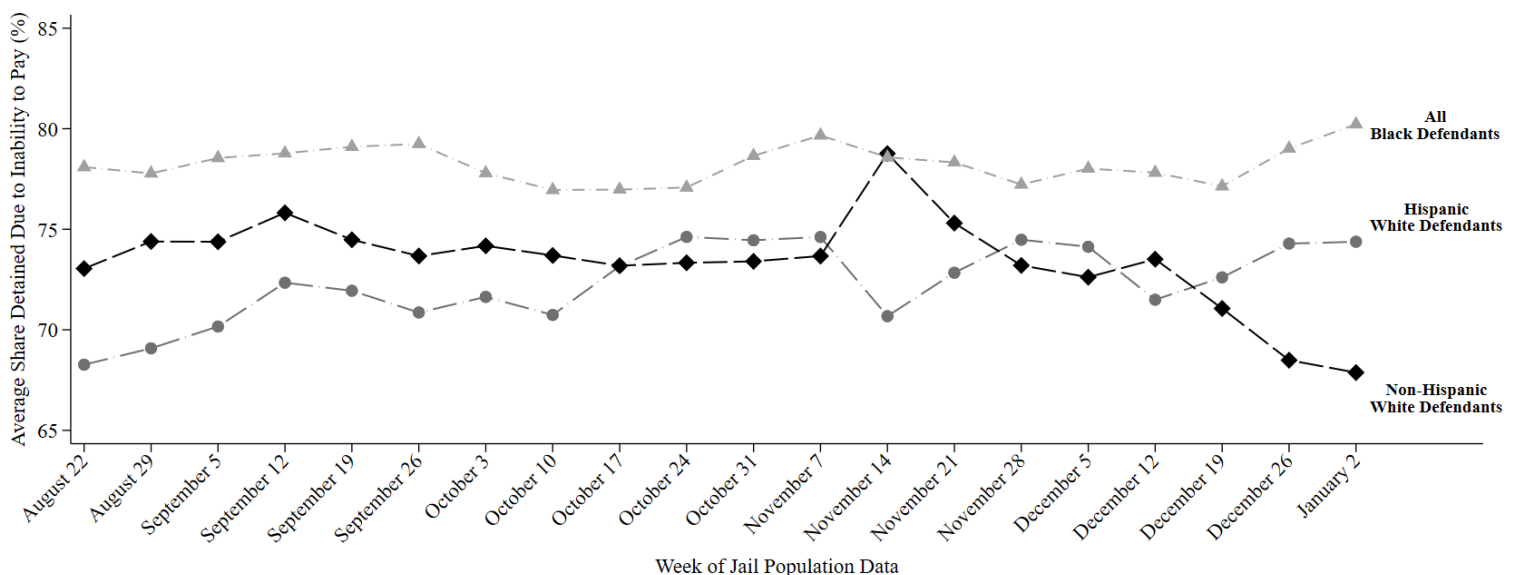
- **80% of Black defendants (97 out of 121)**
- **74% of Hispanic White defendants (30 out of 40)**
- **68% of non-Hispanic White defendants (25 out of 37)**

were detained per night based on inability to pay

Last week, among current pretrial jail inmates assigned to Judge Bell, **80% of Black defendants (97 out of 121 on an average night)**, **74% of Hispanic White defendants (30 out of 40 on an average night)**, and **68% of non-Hispanic White defendants (25 out of 37 on an average night)** were detained in Harris County Jail because they couldn't afford money bail.

Judge Bell's **racial difference in the share detained due to inability to pay for Black and Non-Hispanic White defendants** is among the **50% worst** in Harris County. Her **racial difference in the share detained due to inability to pay for Hispanic and Non-Hispanic White defendants** is among the **50% best** in Harris County.

## Track Judge Bell's Share Detained Due to Inability to Pay



This report uses jail population data provided by Harris County. Share detained due to inability to pay represents the percent of current pretrial jail inmates assigned to this judge who were detained because they couldn't afford money bail.

# HARRIS COUNTY FELONY PRETRIAL DETENTION REPORT

*Brought to you by the Texas Center for Justice and Equity and researchers at Harvard University*

January 16, 2022 - January 22, 2022



## Te'iva Bell – 339<sup>th</sup> District Court

Among current pretrial jail inmates assigned to Judge Bell:

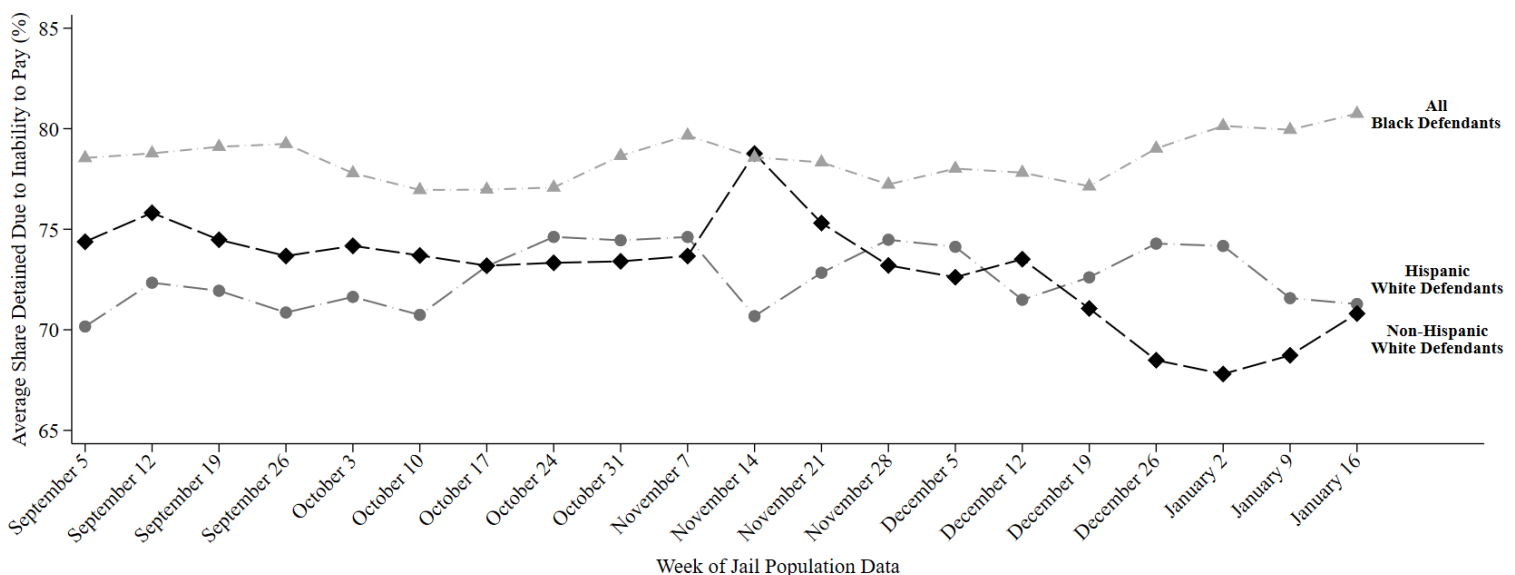
- **81% of Black defendants (92 out of 114)**
- **71% of Hispanic White defendants (20 out of 28)**
- **71% of non-Hispanic White defendants (33 out of 46)**

were detained per night based on inability to pay

Last week, among current pretrial jail inmates assigned to Judge Bell, **81% of Black defendants (92 out of 114 on an average night)**, **71% of Hispanic White defendants (20 out of 28 on an average night)**, and **71% of non-Hispanic White defendants (33 out of 46 on an average night)** were detained in Harris County Jail because they couldn't afford money bail.

Judge Bell's **racial difference in the share detained due to inability to pay for Black and Non-Hispanic White defendants** is among the **25% best** in Harris County. Her **racial difference in the share detained due to inability to pay for Hispanic and Non-Hispanic White defendants** is among the **25% best** in Harris County.

## Track Judge Bell's Share Detained Due to Inability to Pay



This report uses jail population data provided by Harris County. Share detained due to inability to pay represents the percent of current pretrial jail inmates assigned to this judge who were detained because they couldn't afford money bail.



# HARRIS COUNTY FELONY PRETRIAL DETENTION REPORT

*Brought to you by the Texas Center for Justice and Equity and researchers at Harvard University*

January 23, 2022 - January 29, 2022



## Te'iva Bell – 339<sup>th</sup> District Court

Among current pretrial jail inmates assigned to Judge Bell:

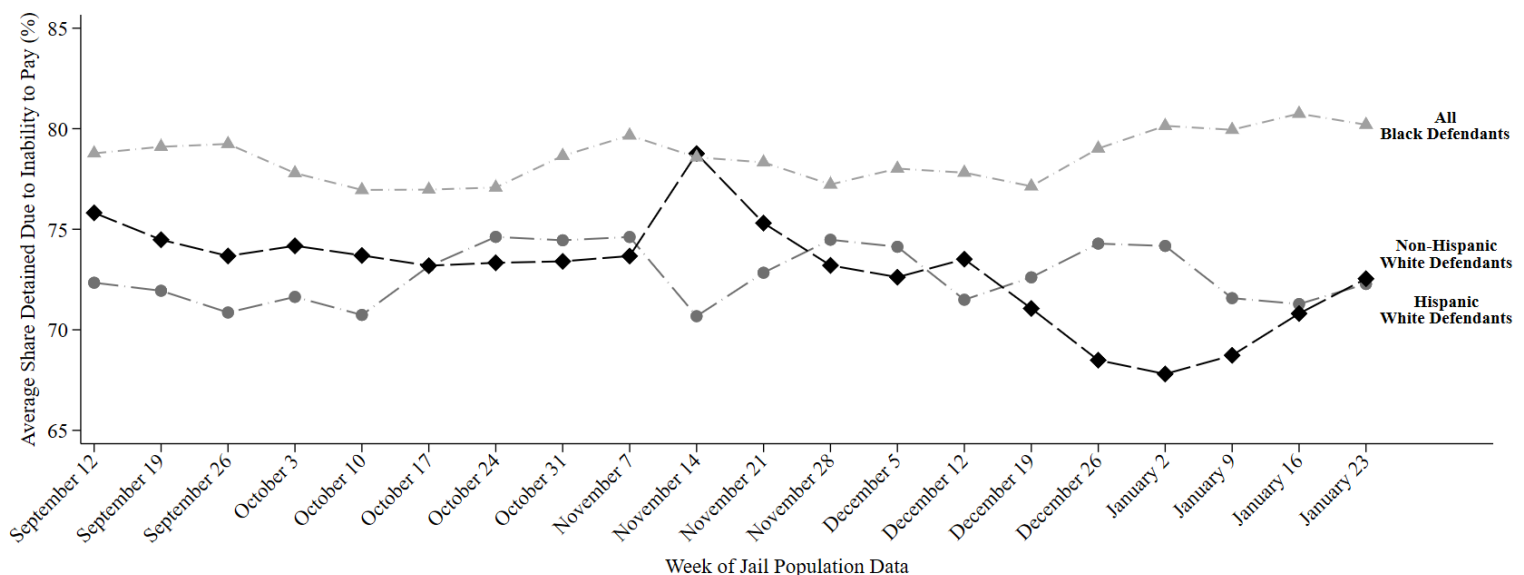
- **80% of Black defendants (93 out of 115)**
- **72% of Hispanic White defendants (21 out of 29)**
- **73% of non-Hispanic White defendants (36 out of 49)**

were detained per night based on inability to pay

Last week, among current pretrial jail inmates assigned to Judge Bell, **80% of Black defendants (93 out of 115 on an average night)**, **72% of Hispanic White defendants (21 out of 29 on an average night)**, and **73% of non-Hispanic White defendants (36 out of 49 on an average night)** were detained in Harris County Jail because they couldn't afford money bail.

Judge Bell's **racial difference in the share detained due to inability to pay for Black and Non-Hispanic White defendants** is among the **25% best** in Harris County. Her **racial difference in the share detained due to inability to pay for Hispanic and Non-Hispanic White defendants** is among the **25% best** in Harris County.

## Track Judge Bell's Share Detained Due to Inability to Pay



This report uses jail population data provided by Harris County. Share detained due to inability to pay represents the percent of current pretrial jail inmates assigned to this judge who were detained because they couldn't afford money bail.

# HARRIS COUNTY FELONY PRETRIAL DETENTION REPORT

*Brought to you by the Texas Center for Justice and Equity and researchers at Harvard University*

January 30, 2022 - February 5, 2022



## Te'iva Bell – 339<sup>th</sup> District Court

Among current pretrial jail inmates assigned to Judge Bell:

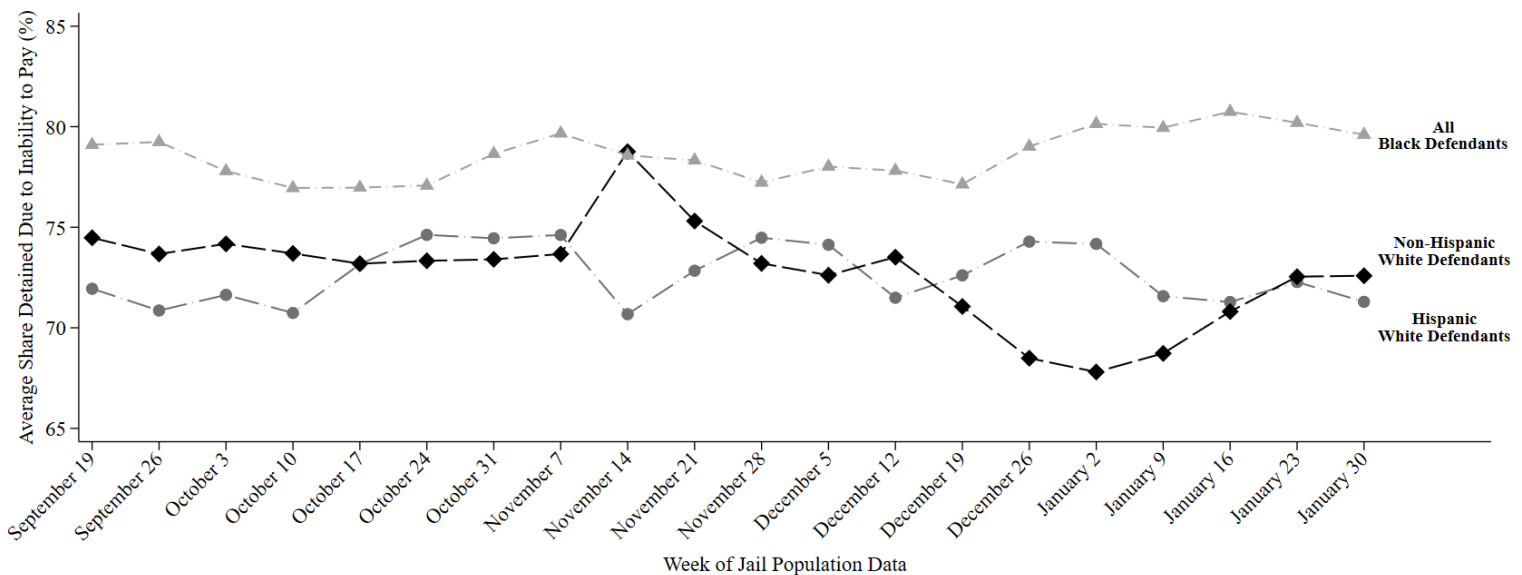
- **80% of Black defendants (93 out of 116)**
- **71% of Hispanic White defendants (21 out of 30)**
- **73% of non-Hispanic White defendants (34 out of 47)**

were detained per night based on inability to pay

Last week, among current pretrial jail inmates assigned to Judge Bell, **80% of Black defendants (93 out of 116 on an average night)**, **71% of Hispanic White defendants (21 out of 30 on an average night)**, and **73% of non-Hispanic White defendants (34 out of 47 on an average night)** were detained in Harris County Jail because they couldn't afford money bail.

Judge Bell's **racial difference in the share detained due to inability to pay for Black and Non-Hispanic White defendants** is among the **25% best** in Harris County. Her **racial difference in the share detained due to inability to pay for Hispanic and Non-Hispanic White defendants** is among the **25% best** in Harris County.

## Track Judge Bell's Share Detained Due to Inability to Pay



This report uses jail population data provided by Harris County. Share detained due to inability to pay represents the percent of current pretrial jail inmates assigned to this judge who were detained because they couldn't afford money bail.

# HARRIS COUNTY FELONY PRETRIAL DETENTION REPORT

*Brought to you by the Texas Center for Justice and Equity and researchers at Harvard University*

February 6, 2022 - February 12, 2022



## Te'iva Bell – 339<sup>th</sup> District Court

Among current pretrial jail inmates assigned to Judge Bell:

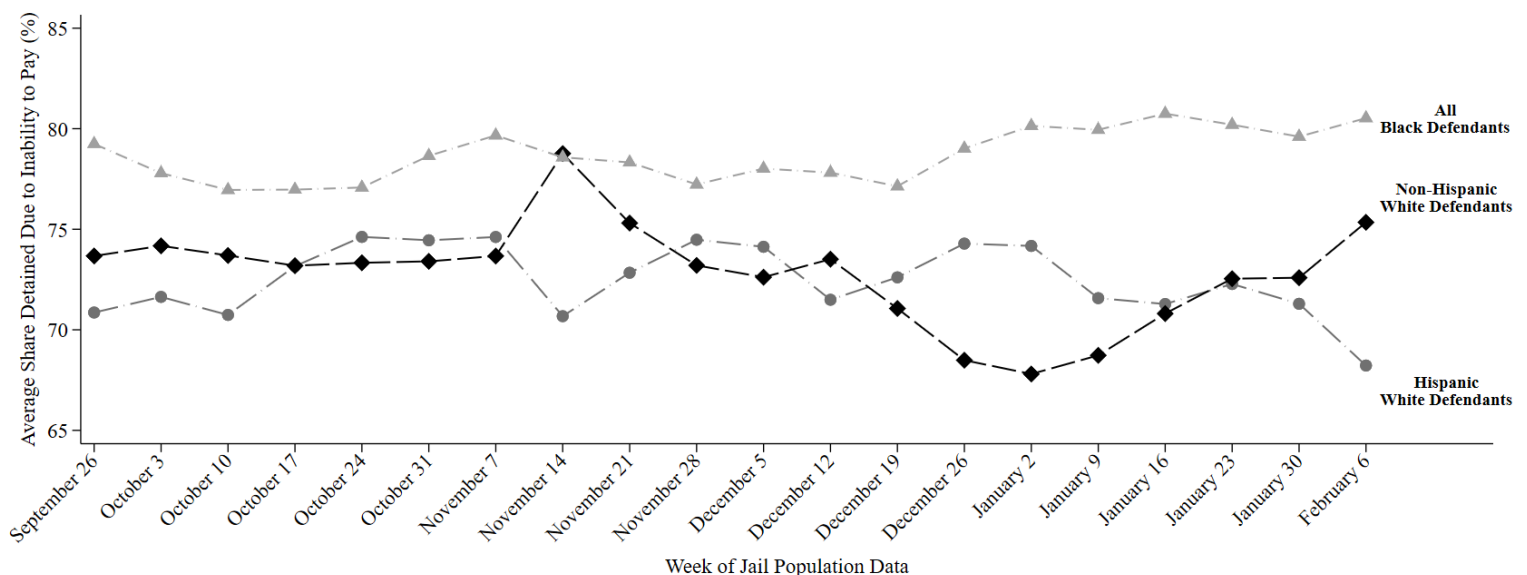
- **81% of Black defendants (92 out of 114)**
- **68% of Hispanic White defendants (21 out of 31)**
- **75% of non-Hispanic White defendants (39 out of 52)**

were detained per night based on inability to pay

Last week, among current pretrial jail inmates assigned to Judge Bell, **81% of Black defendants (92 out of 114 on an average night)**, **68% of Hispanic White defendants (21 out of 31 on an average night)**, and **75% of non-Hispanic White defendants (39 out of 52 on an average night)** were detained in Harris County Jail because they couldn't afford money bail.

Judge Bell's **racial difference in the share detained due to inability to pay for Black and Non-Hispanic White defendants** is among the **25% best** in Harris County. Her **racial difference in the share detained due to inability to pay for Hispanic and Non-Hispanic White defendants** is among the **50% worst** in Harris County.

## Track Judge Bell's Share Detained Due to Inability to Pay



This report uses jail population data provided by Harris County. Share detained due to inability to pay represents the percent of current pretrial jail inmates assigned to this judge who were detained because they couldn't afford money bail.

# HARRIS COUNTY FELONY PRETRIAL DETENTION REPORT

Brought to you by the Texas Center for Justice and Equity and researchers at Harvard University

February 20, 2022 - February 26, 2022



## Te'iva Bell – 339<sup>th</sup> District Court

Among current pretrial jail inmates assigned to Judge Bell:

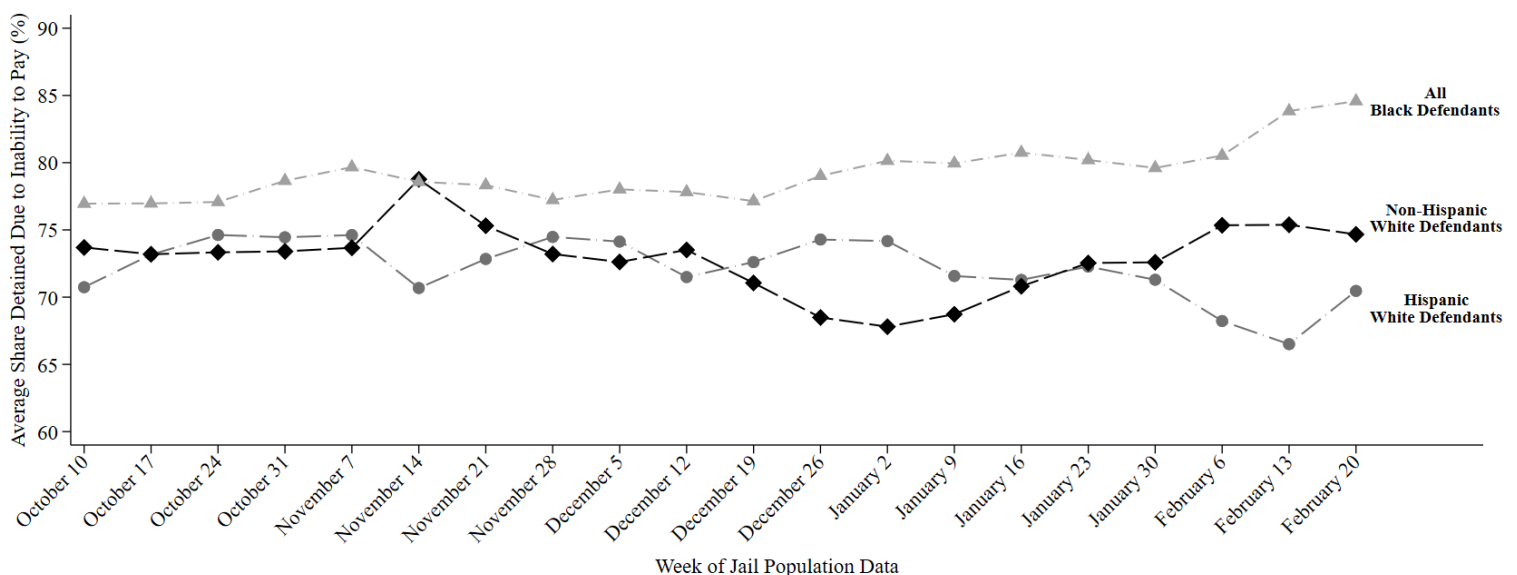
- **85% of Black defendants (96 out of 113)**
- **70% of Hispanic White defendants (24 out of 34)**
- **75% of non-Hispanic White defendants (40 out of 54)**

were detained per night based on inability to pay

Last week, among current pretrial jail inmates assigned to Judge Bell, **85% of Black defendants (96 out of 113 on an average night)**, **70% of Hispanic White defendants (24 out of 34 on an average night)**, and **75% of non-Hispanic White defendants (40 out of 54 on an average night)** were detained in Harris County Jail because they couldn't afford money bail.

Judge Bell's **racial difference in the share detained due to inability to pay for Black and Non-Hispanic White defendants** is among the **25% best** in Harris County. Her **racial difference in the share detained due to inability to pay for Hispanic and Non-Hispanic White defendants** is among the **50% best** in Harris County.

## Track Judge Bell's Share Detained Due to Inability to Pay



This report uses jail population data provided by Harris County. Share detained due to inability to pay represents the percent of current pretrial jail inmates assigned to this judge who were detained because they couldn't afford money bail.

# HARRIS COUNTY FELONY PRETRIAL DETENTION REPORT

*Brought to you by the Texas Center for Justice and Equity and researchers at Harvard University*

February 27, 2022 - March 5, 2022



## Te'iva Bell – 339<sup>th</sup> District Court

Among current pretrial jail inmates assigned to Judge Bell:

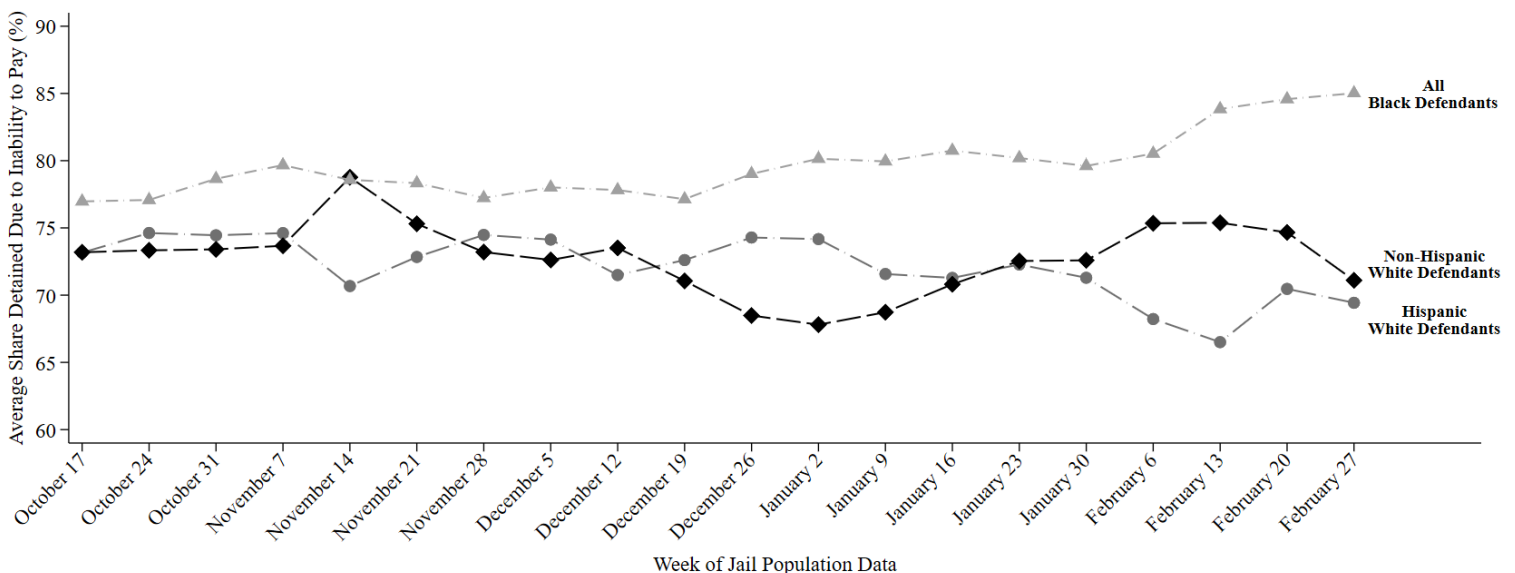
- **85% of Black defendants (95 out of 112)**
- **69% of Hispanic White defendants (23 out of 33)**
- **71% of non-Hispanic White defendants (40 out of 57)**

were detained per night based on inability to pay

Last week, among current pretrial jail inmates assigned to Judge Bell, **85% of Black defendants (95 out of 112 on an average night)**, **69% of Hispanic White defendants (23 out of 33 on an average night)**, and **71% of non-Hispanic White defendants (40 out of 57 on an average night)** were detained in Harris County Jail because they couldn't afford money bail.

Judge Bell's **racial difference in the share detained due to inability to pay for Black and Non-Hispanic White defendants** is among the **50% best** in Harris County. Her **racial difference in the share detained due to inability to pay for Hispanic and Non-Hispanic White defendants** is among the **25% best** in Harris County.

## Track Judge Bell's Share Detained Due to Inability to Pay



This report uses jail population data provided by Harris County. Share detained due to inability to pay represents the percent of current pretrial jail inmates assigned to this judge who were detained because they couldn't afford money bail.

# HARRIS COUNTY FELONY PRETRIAL DETENTION REPORT

*Brought to you by the Texas Center for Justice and Equity and researchers at Harvard University*

March 6, 2022 - March 12, 2022



## Te'iva Bell – 339<sup>th</sup> District Court

Among current pretrial jail inmates assigned to Judge Bell:

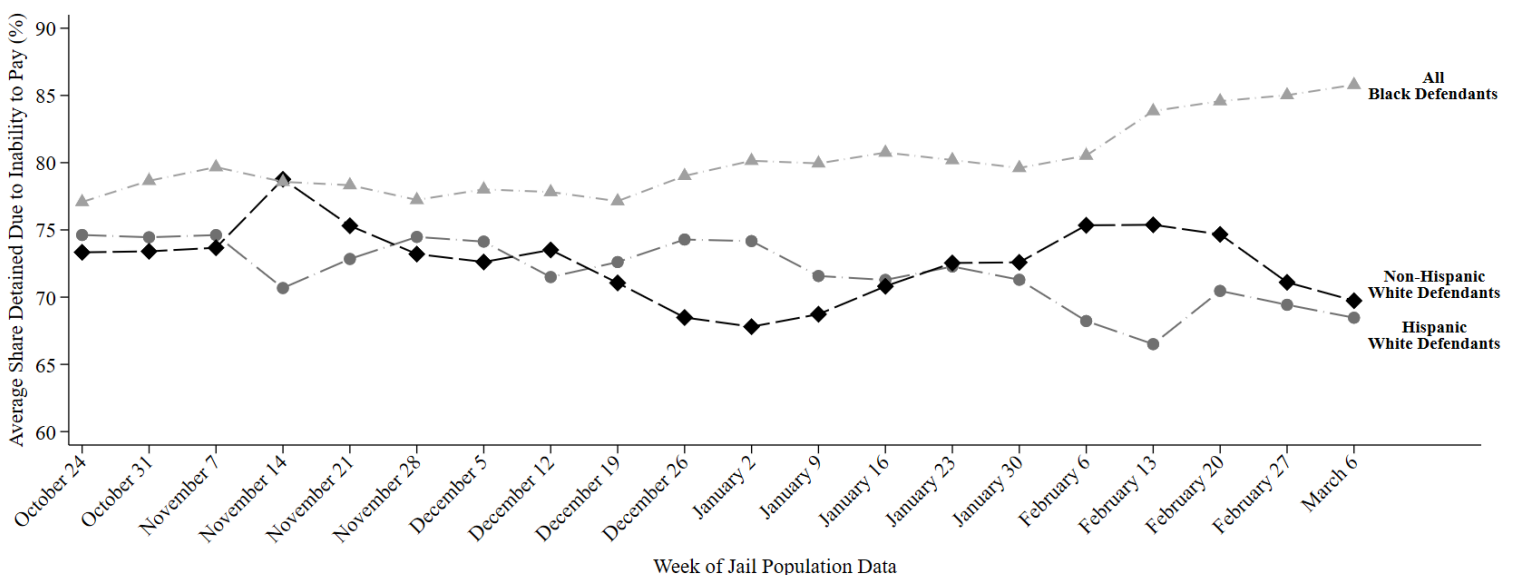
- **86% of Black defendants (97 out of 113)**
- **68% of Hispanic White defendants (22 out of 32)**
- **70% of non-Hispanic White defendants (38 out of 54)**

were detained per night based on inability to pay

Last week, among current pretrial jail inmates assigned to Judge Bell, **86% of Black defendants (97 out of 113 on an average night)**, **68% of Hispanic White defendants (22 out of 32 on an average night)**, and **70% of non-Hispanic White defendants (38 out of 54 on an average night)** were detained in Harris County Jail because they couldn't afford money bail.

Judge Bell's **racial difference in the share detained due to inability to pay for Black and Non-Hispanic White defendants** is among the **50% best** in Harris County. Her **racial difference in the share detained due to inability to pay for Hispanic and Non-Hispanic White defendants** is among the **25% best** in Harris County.

## Track Judge Bell's Share Detained Due to Inability to Pay



This report uses jail population data provided by Harris County. Share detained due to inability to pay represents the percent of current pretrial jail inmates assigned to this judge who were detained because they couldn't afford money bail.



# HARRIS COUNTY FELONY PRETRIAL DETENTION REPORT

*Brought to you by the Texas Center for Justice and Equity and researchers at Harvard University*

March 20, 2022 - March 26, 2022



## Te'iva Bell – 339<sup>th</sup> District Court

Among current pretrial jail inmates assigned to Judge Bell:

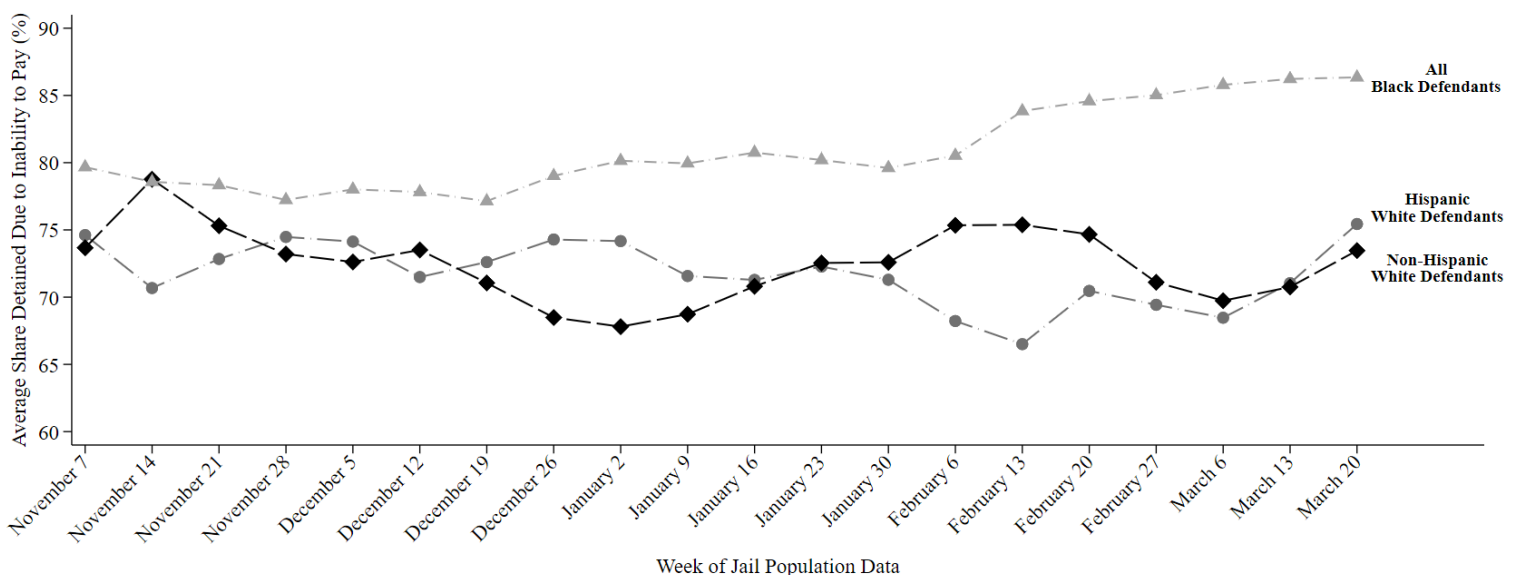
- **86% of Black defendants (100 out of 116)**
- **75% of Hispanic White defendants (25 out of 33)**
- **73% of non-Hispanic White defendants (43 out of 58)**

were detained per night based on inability to pay

Last week, among current pretrial jail inmates assigned to **Judge Bell**, **86% of Black defendants (100 out of 116 on an average night)**, **75% of Hispanic White defendants (25 out of 33 on an average night)**, and **73% of non-Hispanic White defendants (43 out of 58 on an average night)** were detained in Harris County Jail because they couldn't afford money bail.

Judge Bell's **racial difference in the share detained due to inability to pay for Black and Non-Hispanic White defendants** is among the **50% best** in Harris County. Her **racial difference in the share detained due to inability to pay for Hispanic and Non-Hispanic White defendants** is among the **25% best** in Harris County.

## Track Judge Bell's Share Detained Due to Inability to Pay



This report uses jail population data provided by Harris County. Share detained due to inability to pay represents the percent of current pretrial jail inmates assigned to this judge who were detained because they couldn't afford money bail.



# HARRIS COUNTY FELONY PRETRIAL DETENTION REPORT

*Brought to you by the Texas Center for Justice and Equity and researchers at Harvard University*

March 27, 2022 - April 1, 2022



## Te'iva Bell – 339<sup>th</sup> District Court

Among current pretrial jail inmates assigned to Judge Bell:

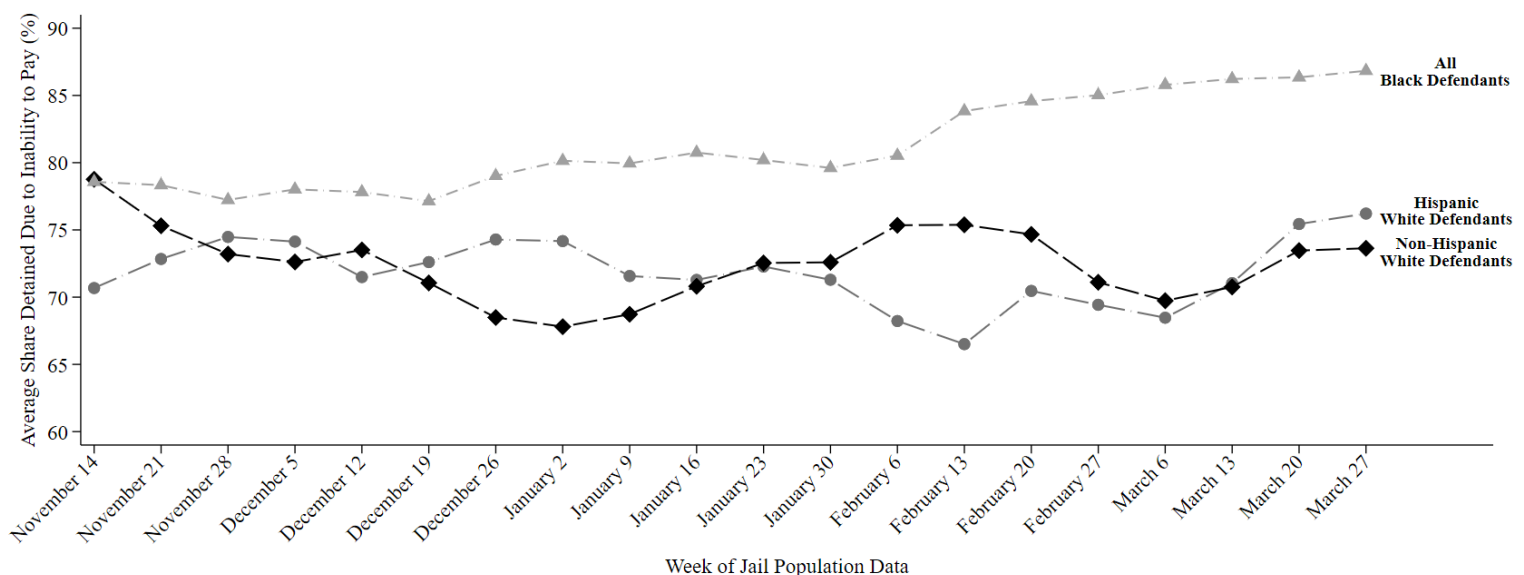
- **87% of Black defendants (100 out of 115)**
- **76% of Hispanic White defendants (26 out of 34)**
- **74% of non-Hispanic White defendants (40 out of 55)**

were detained per night based on inability to pay

Last week, among current pretrial jail inmates assigned to **Judge Bell**, **87% of Black defendants (100 out of 115 on an average night)**, **76% of Hispanic White defendants (26 out of 34 on an average night)**, and **74% of non-Hispanic White defendants (40 out of 55 on an average night)** were detained in Harris County Jail because they couldn't afford money bail.

Judge Bell's **racial difference in the share detained due to inability to pay for Black and Non-Hispanic White defendants** is among the **50% best** in Harris County. Her **racial difference in the share detained due to inability to pay for Hispanic and Non-Hispanic White defendants** is among the **25% best** in Harris County.

## Track Judge Bell's Share Detained Due to Inability to Pay



This report uses jail population data provided by Harris County. Share detained due to inability to pay represents the percent of current pretrial jail inmates assigned to this judge who were detained because they couldn't afford money bail.

# HARRIS COUNTY FELONY PRETRIAL DETENTION REPORT

*Brought to you by the Texas Center for Justice and Equity and researchers at Harvard University*

April 3, 2022 - April 9, 2022



## Te'iva Bell – 339<sup>th</sup> District Court

Among current pretrial jail inmates assigned to Judge Bell:

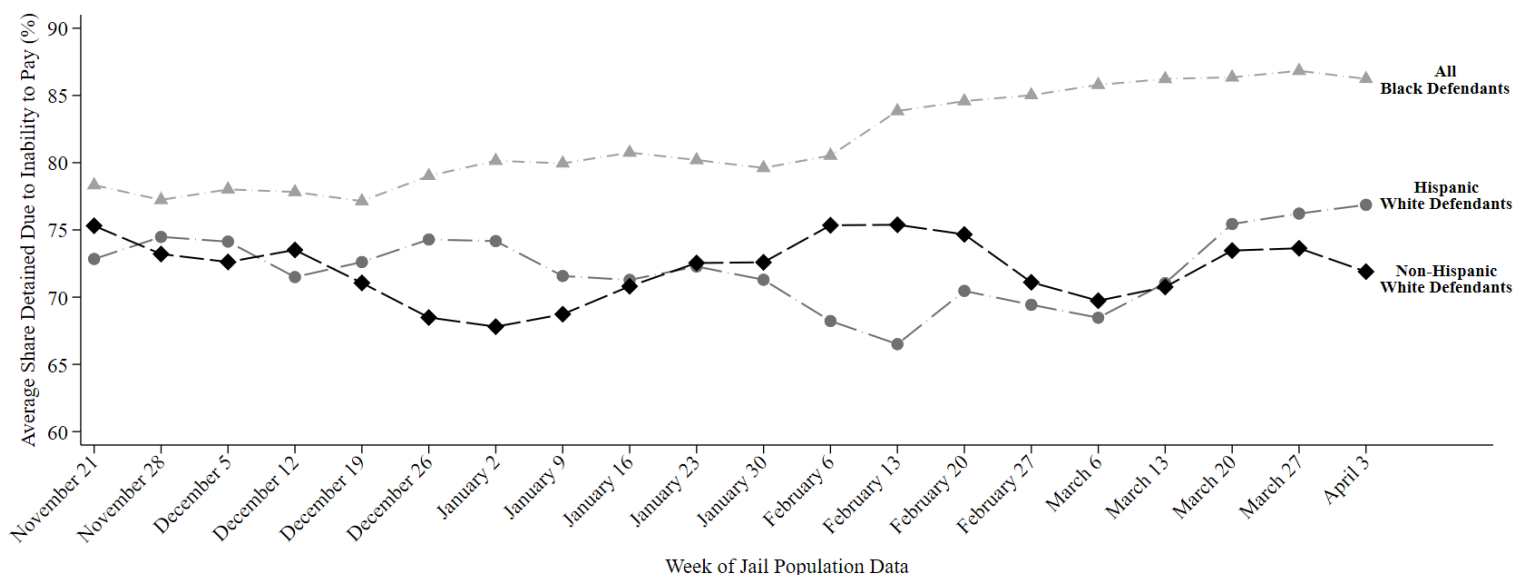
- **86% of Black defendants (103 out of 119)**
- **77% of Hispanic White defendants (29 out of 38)**
- **72% of non-Hispanic White defendants (41 out of 56)**

were detained per night based on inability to pay

Last week, among current pretrial jail inmates assigned to **Judge Bell**, **86% of Black defendants (103 out of 119 on an average night)**, **77% of Hispanic White defendants (29 out of 38 on an average night)**, and **72% of non-Hispanic White defendants (41 out of 56 on an average night)** were detained in Harris County Jail because they couldn't afford money bail.

Judge Bell's **racial difference in the share detained due to inability to pay for Black and Non-Hispanic White defendants** is among the **50% best** in Harris County. Her **racial difference in the share detained due to inability to pay for Hispanic and Non-Hispanic White defendants** is among the **50% best** in Harris County.

## Track Judge Bell's Share Detained Due to Inability to Pay



This report uses jail population data provided by Harris County. Share detained due to inability to pay represents the percent of current pretrial jail inmates assigned to this judge who were detained because they couldn't afford money bail.

# HARRIS COUNTY FELONY PRETRIAL DETENTION REPORT

*Brought to you by the Texas Center for Justice and Equity and researchers at Harvard University*

April 10, 2022 - April 16, 2022



## Te'iva Bell – 339<sup>th</sup> District Court

Among current pretrial jail inmates assigned to Judge Bell:

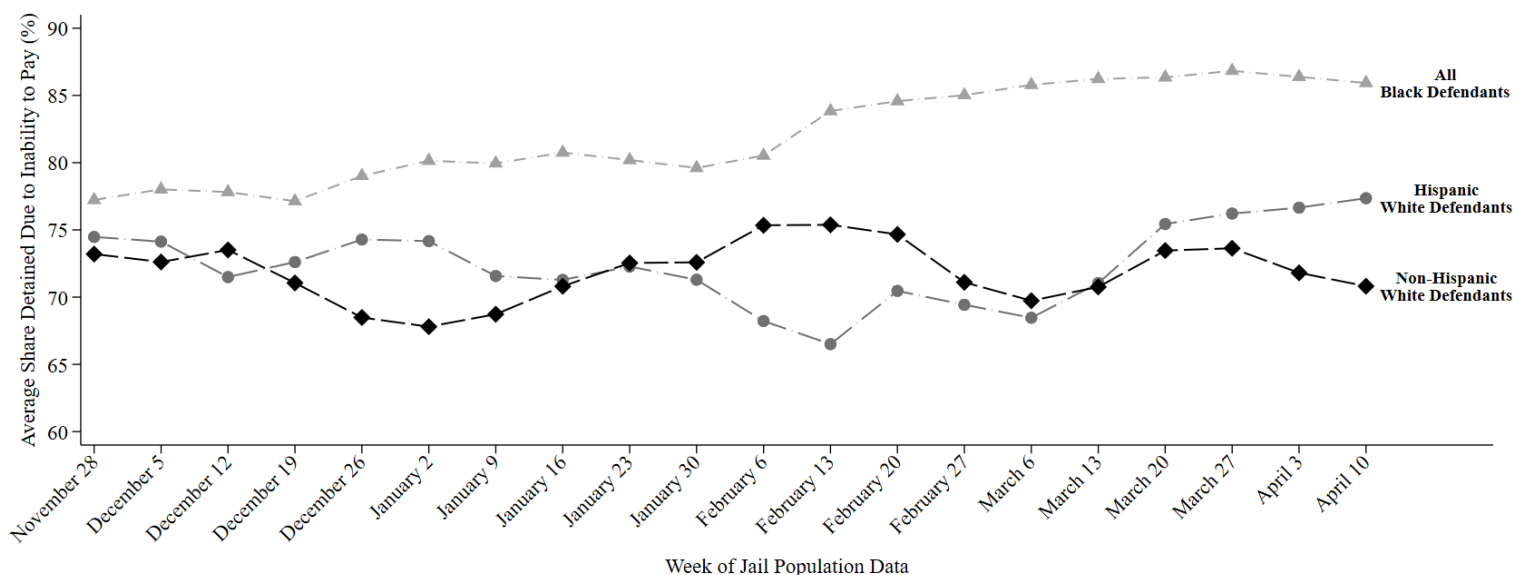
- **86% of Black defendants (108 out of 126)**
- **77% of Hispanic White defendants (31 out of 40)**
- **71% of non-Hispanic White defendants (44 out of 62)**

were detained per night based on inability to pay

Last week, among current pretrial jail inmates assigned to **Judge Bell**, **86% of Black defendants (108 out of 126 on an average night)**, **77% of Hispanic White defendants (31 out of 40 on an average night)**, and **71% of non-Hispanic White defendants (44 out of 62 on an average night)** were detained in Harris County Jail because they couldn't afford money bail.

Judge Bell's **racial difference in the share detained due to inability to pay for Black and Non-Hispanic White defendants** is among the **50% best** in Harris County. Her **racial difference in the share detained due to inability to pay for Hispanic and Non-Hispanic White defendants** is among the **50% worst** in Harris County.

## Track Judge Bell's Share Detained Due to Inability to Pay



This report uses jail population data provided by Harris County. Share detained due to inability to pay represents the percent of current pretrial jail inmates assigned to this judge who were detained because they couldn't afford money bail.

# HARRIS COUNTY FELONY PRETRIAL DETENTION REPORT

*Brought to you by the Texas Center for Justice and Equity and researchers at Harvard University*

April 17, 2022 - April 23, 2022



## Te'iva Bell – 339<sup>th</sup> District Court

Among current pretrial jail inmates assigned to Judge Bell:

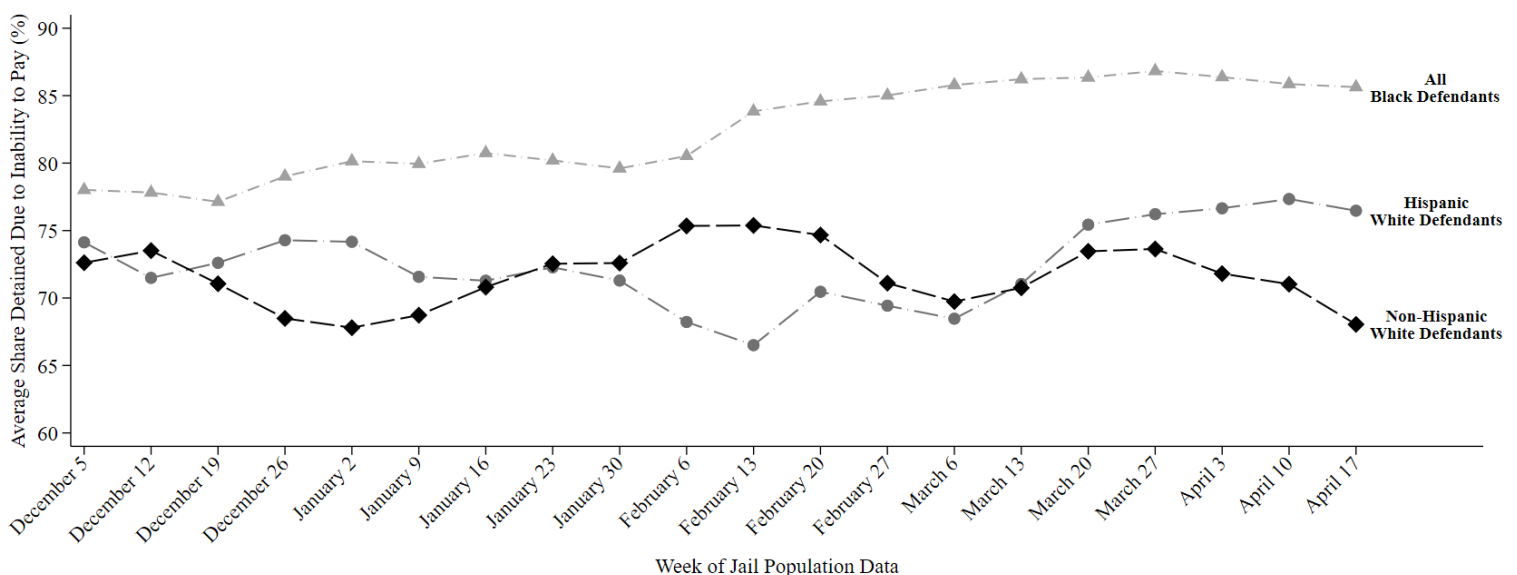
- **86% of Black defendants (107 out of 125)**
- **76% of Hispanic White defendants (29 out of 38)**
- **68% of non-Hispanic White defendants (43 out of 64)**

were detained per night based on inability to pay

Last week, among current pretrial jail inmates assigned to **Judge Bell**, **86% of Black defendants (107 out of 125 on an average night)**, **76% of Hispanic White defendants (29 out of 38 on an average night)**, and **68% of non-Hispanic White defendants (43 out of 64 on an average night)** were detained in Harris County Jail because they couldn't afford money bail.

Judge Bell's **racial difference in the share detained due to inability to pay for Black and Non-Hispanic White defendants** is among the **50% worst** in Harris County. Her **racial difference in the share detained due to inability to pay for Hispanic and Non-Hispanic White defendants** is among the **50% worst** in Harris County.

## Track Judge Bell's Share Detained Due to Inability to Pay



This report uses jail population data provided by Harris County. Share detained due to inability to pay represents the percent of current pretrial jail inmates assigned to this judge who were detained because they couldn't afford money bail.

# HARRIS COUNTY FELONY PRETRIAL DETENTION REPORT

*Brought to you by the Texas Center for Justice and Equity and researchers at Harvard University*

April 24, 2022 - April 30, 2022



## Te'iva Bell – 339<sup>th</sup> District Court

Among current pretrial jail inmates assigned to Judge Bell:

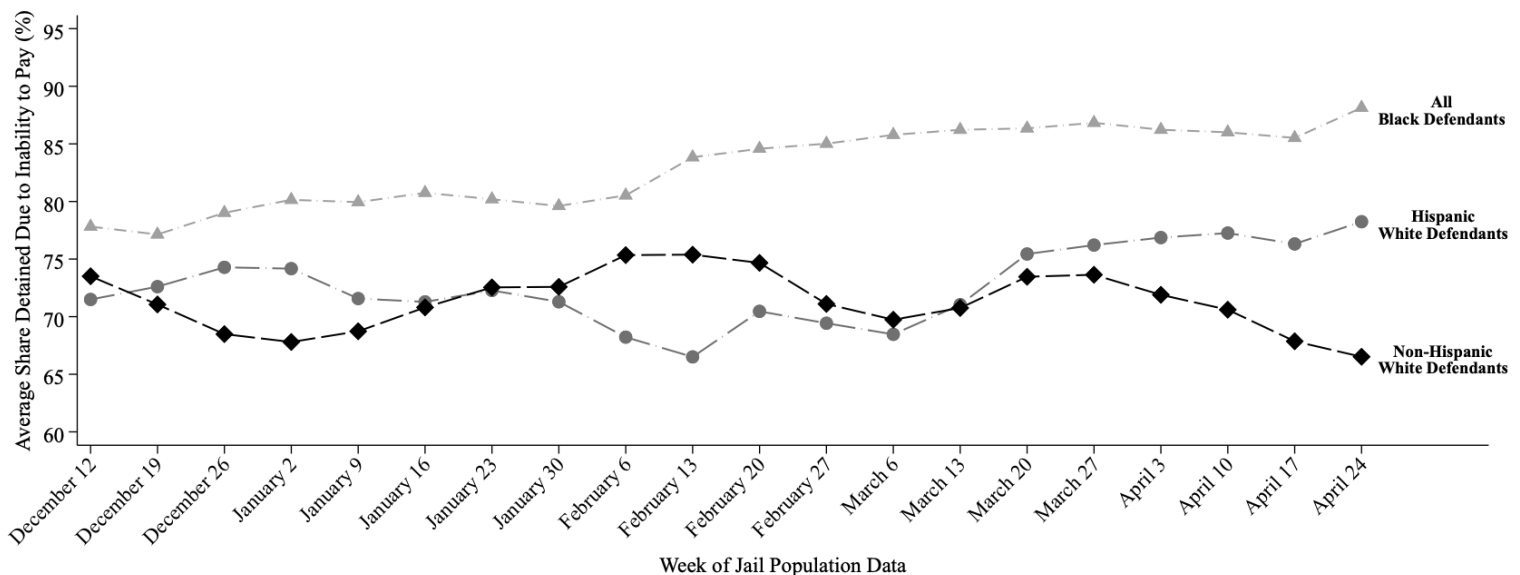
- **88% of Black defendants (108 out of 123)**
- **78% of Hispanic White defendants (27 out of 34)**
- **67% of non-Hispanic White defendants (43 out of 65)**

were detained per night based on inability to pay

Last week, among current pretrial jail inmates assigned to **Judge Bell**, **88% of Black defendants (108 out of 123 on an average night)**, **78% of Hispanic White defendants (27 out of 34 on an average night)**, and **67% of non-Hispanic White defendants (43 out of 65 on an average night)** were detained in Harris County Jail because they couldn't afford money bail.

Judge Bell's **racial difference in the share detained due to inability to pay for Black and Non-Hispanic White defendants** is among the **25% worst** in Harris County. Her **racial difference in the share detained due to inability to pay for Hispanic and Non-Hispanic White defendants** is among the **25% worst** in Harris County.

## Track Judge Bell's Share Detained Due to Inability to Pay



This report uses jail population data provided by Harris County. Share detained due to inability to pay represents the percent of current pretrial jail inmates assigned to this judge who were detained because they couldn't afford money bail.

# HARRIS COUNTY FELONY PRETRIAL DETENTION REPORT

*Brought to you by the Texas Center for Justice and Equity and researchers at Harvard University*

May 1, 2022 - May 7, 2022



## Te'iva Bell – 339<sup>th</sup> District Court

Among current pretrial jail inmates assigned to Judge Bell:

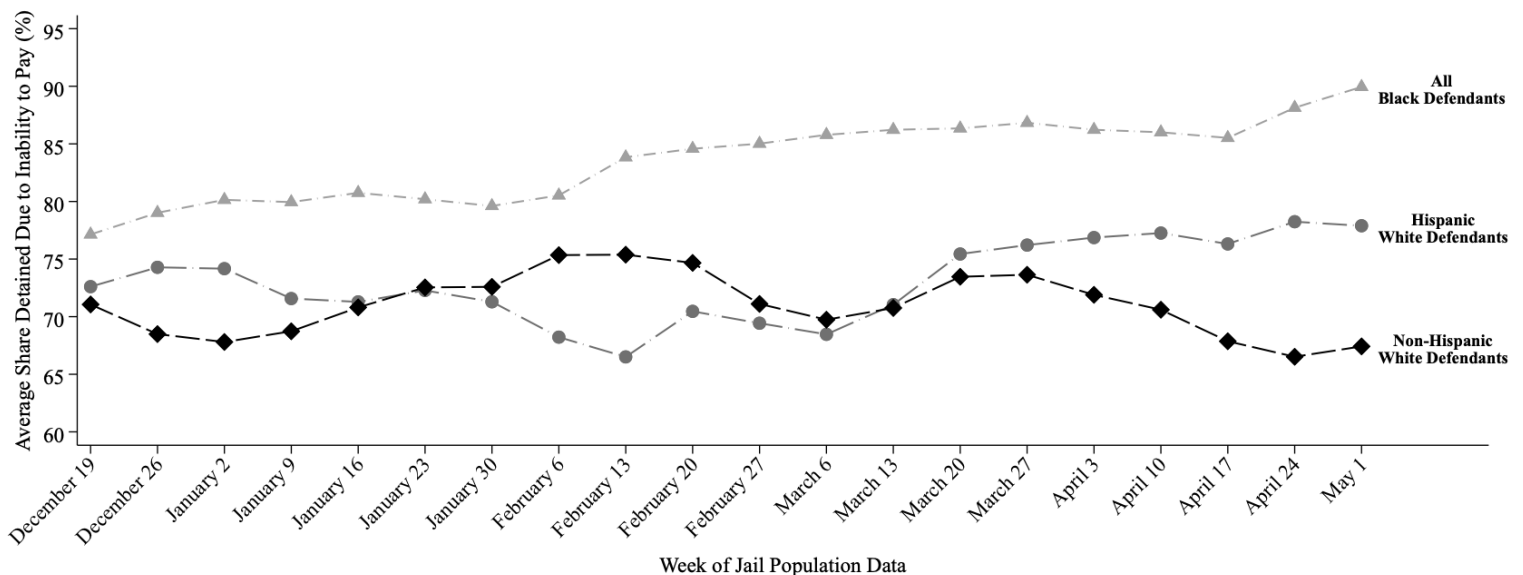
- **90% of Black defendants (111 out of 123)**
- **78% of Hispanic White defendants (25 out of 32)**
- **68% of non-Hispanic White defendants (45 out of 67)**

were detained per night based on inability to pay

Last week, among current pretrial jail inmates assigned to **Judge Bell**, **90% of Black defendants (111 out of 123 on an average night)**, **78% of Hispanic White defendants (25 out of 32 on an average night)**, and **68% of non-Hispanic White defendants (45 out of 67 on an average night)** were detained in Harris County Jail because they couldn't afford money bail.

Judge Bell's **racial difference in the share detained due to inability to pay for Black and Non-Hispanic White defendants** is among the **25% worst** in Harris County. Her **racial difference in the share detained due to inability to pay for Hispanic and Non-Hispanic White defendants** is among the **25% worst** in Harris County.

## Track Judge Bell's Share Detained Due to Inability to Pay



This report uses jail population data provided by Harris County. Share detained due to inability to pay represents the percent of current pretrial jail inmates assigned to this judge who were detained because they couldn't afford money bail.



# HARRIS COUNTY FELONY PRETRIAL DETENTION REPORT

*Brought to you by the Texas Center for Justice and Equity and researchers at Harvard University*

May 8, 2022 - May 14, 2022



## Te'iva Bell – 339<sup>th</sup> District Court

Among current pretrial jail inmates assigned to Judge Bell:

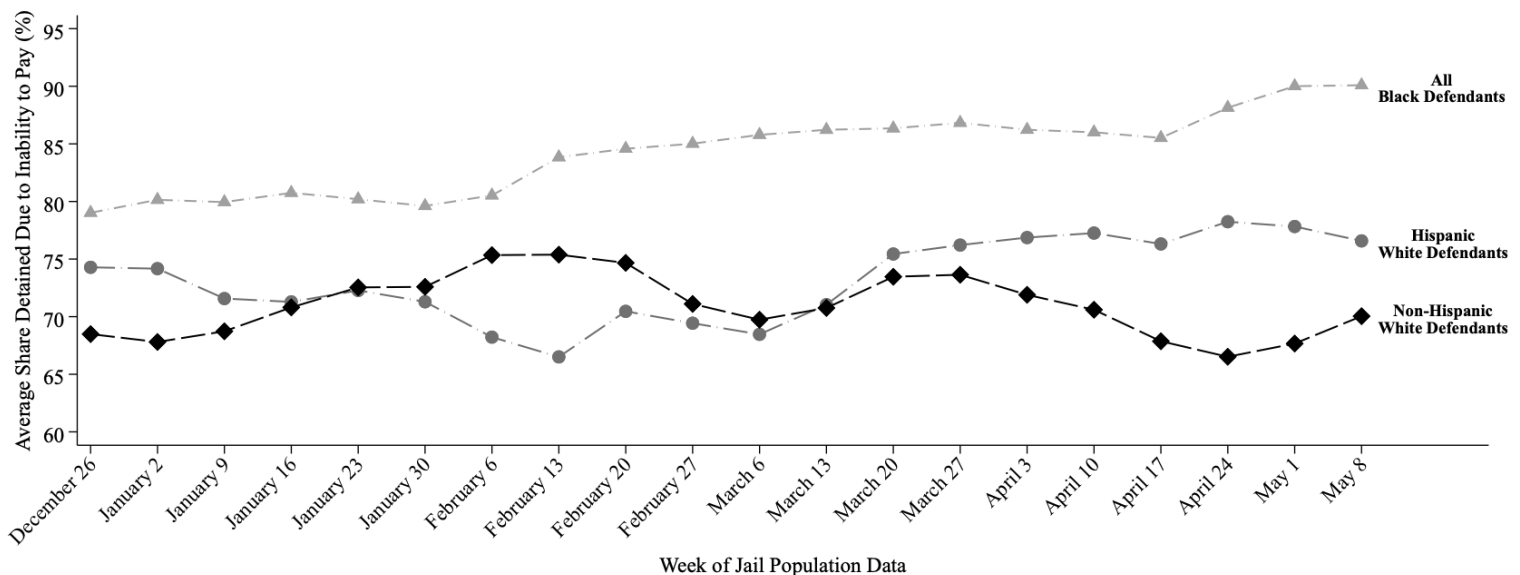
- **90% of Black defendants (117 out of 130)**
- **77% of Hispanic White defendants (24 out of 32)**
- **70% of non-Hispanic White defendants (47 out of 68)**

were detained per night based on inability to pay

Last week, among current pretrial jail inmates assigned to **Judge Bell**, **90% of Black defendants (117 out of 130 on an average night)**, **77% of Hispanic White defendants (24 out of 32 on an average night)**, and **70% of non-Hispanic White defendants (47 out of 68 on an average night)** were detained in Harris County Jail because they couldn't afford money bail.

Judge Bell's **racial difference in the share detained due to inability to pay for Black and Non-Hispanic White defendants** is among the **50% worst** in Harris County. Her **racial difference in the share detained due to inability to pay for Hispanic and Non-Hispanic White defendants** is among the **50% worst** in Harris County.

## Track Judge Bell's Share Detained Due to Inability to Pay



This report uses jail population data provided by Harris County. Share detained due to inability to pay represents the percent of current pretrial jail inmates assigned to this judge who were detained because they couldn't afford money bail.



# HARRIS COUNTY FELONY PRETRIAL DETENTION REPORT

*Brought to you by the Texas Center for Justice and Equity and researchers at Harvard University*

May 15, 2022 - May 21, 2022



## Te'iva Bell – 339<sup>th</sup> District Court

Among current pretrial jail inmates assigned to Judge Bell:

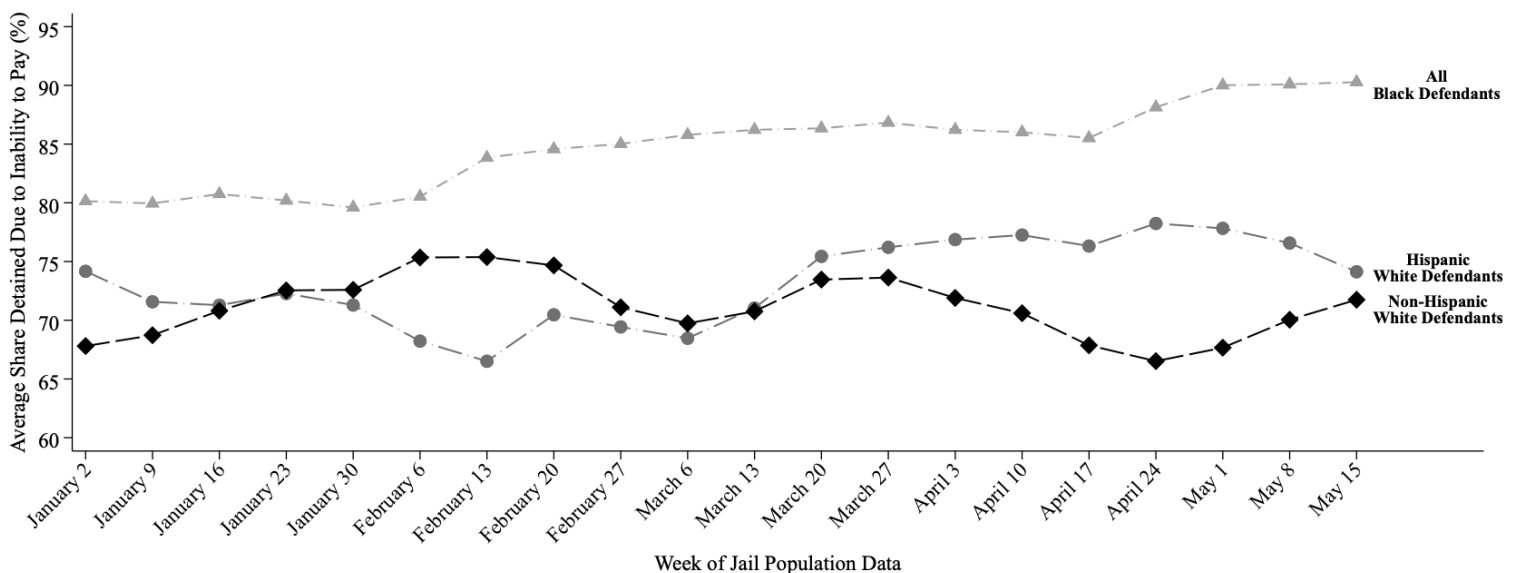
- **90% of Black defendants (121 out of 134)**
- **74% of Hispanic White defendants (27 out of 37)**
- **72% of non-Hispanic White defendants (46 out of 64)**

were detained per night based on inability to pay

Last week, among current pretrial jail inmates assigned to **Judge Bell**, **90% of Black defendants (121 out of 134 on an average night)**, **74% of Hispanic White defendants (27 out of 37 on an average night)**, and **72% of non-Hispanic White defendants (46 out of 64 on an average night)** were detained in Harris County Jail because they couldn't afford money bail.

Judge Bell's **racial difference in the share detained due to inability to pay for Black and Non-Hispanic White defendants** is among the **50% worst** in Harris County. Her **racial difference in the share detained due to inability to pay for Hispanic and Non-Hispanic White defendants** is among the **25% best** in Harris County.

## Track Judge Bell's Share Detained Due to Inability to Pay



This report uses jail population data provided by Harris County. Share detained due to inability to pay represents the percent of current pretrial jail inmates assigned to this judge who were detained because they couldn't afford money bail.

# HARRIS COUNTY FELONY PRETRIAL DETENTION REPORT

*Brought to you by the Texas Center for Justice and Equity and researchers at Harvard University*

June 19, 2022 - June 25, 2022



## Te'iva Bell – 339<sup>th</sup> District Court

Among current pretrial jail inmates assigned to Judge Bell:

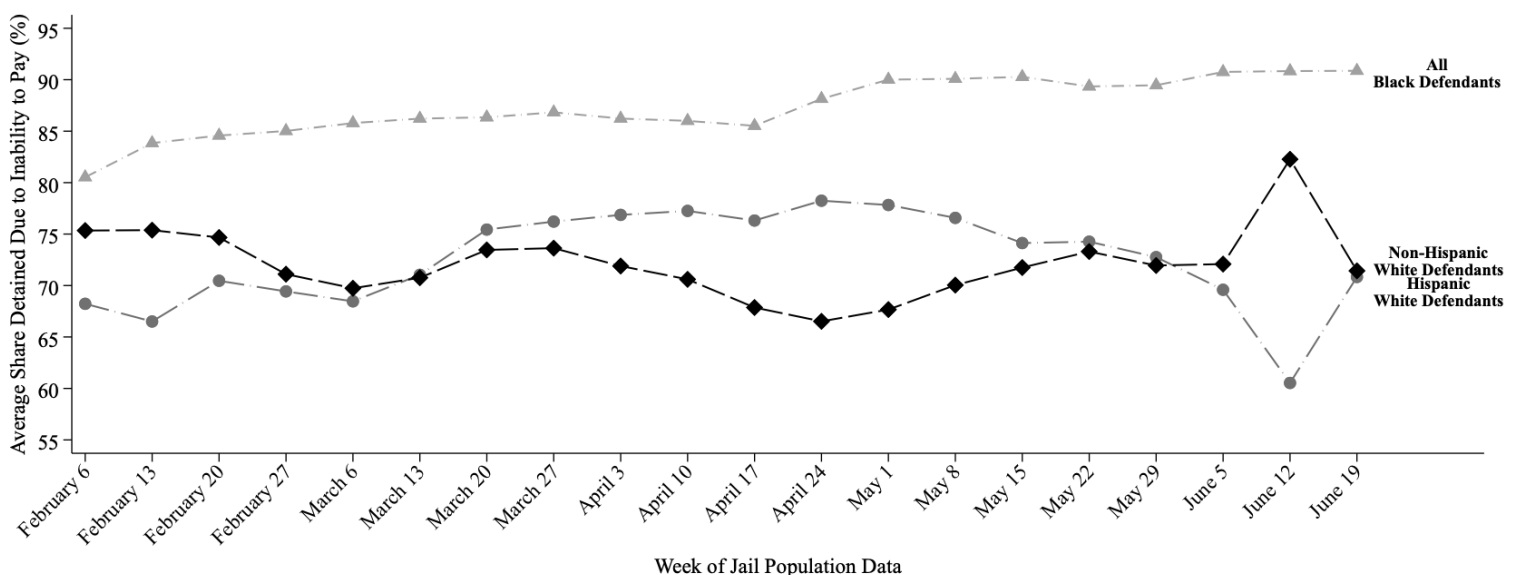
- **91% of Black defendants (119 out of 131)**
- **71% of Hispanic White defendants (24 out of 34)**
- **71% of non-Hispanic White defendants (49 out of 68)**

were detained per night based on inability to pay

Last week, among current pretrial jail inmates assigned to **Judge Bell**, **91% of Black defendants (119 out of 131 on an average night)**, **71% of Hispanic White defendants (24 out of 34 on an average night)**, and **71% of non-Hispanic White defendants (49 out of 68 on an average night)** were detained in Harris County Jail because they couldn't afford money bail.

Judge Bell's **racial difference in the share detained due to inability to pay for Black and Non-Hispanic White defendants** is among the **50% worst** in Harris County. Her **racial difference in the share detained due to inability to pay for Hispanic and Non-Hispanic White defendants** is among the **25% best** in Harris County.

## Track Judge Bell's Share Detained Due to Inability to Pay



This report uses jail population data provided by Harris County. Share detained due to inability to pay represents the percent of current pretrial jail inmates assigned to this judge who were detained because they couldn't afford money bail.

# HARRIS COUNTY FELONY PRETRIAL DETENTION REPORT

*Brought to you by the Texas Center for Justice and Equity and researchers at Harvard University*

June 26, 2022 - July 2, 2022



## Te'iva Bell – 339<sup>th</sup> District Court

Among current pretrial jail inmates assigned to Judge Bell:

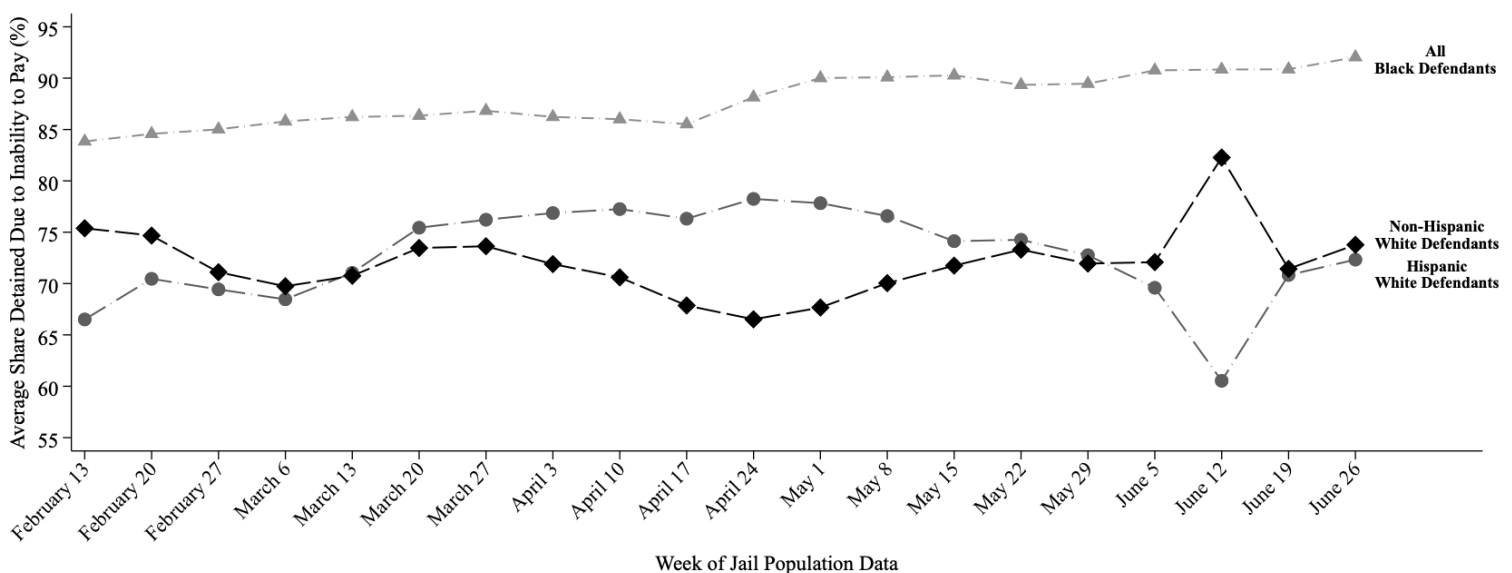
- **92% of Black defendants (121 out of 131)**
- **72% of Hispanic White defendants (26 out of 36)**
- **74% of non-Hispanic White defendants (49 out of 67)**

were detained per night based on inability to pay

Last week, among current pretrial jail inmates assigned to **Judge Bell**, **92% of Black defendants (121 out of 131 on an average night)**, **72% of Hispanic White defendants (26 out of 36 on an average night)**, and **74% of non-Hispanic White defendants (49 out of 67 on an average night)** were detained in Harris County Jail because they couldn't afford money bail.

Judge Bell's **racial difference in the share detained due to inability to pay for Black and Non-Hispanic White defendants** is among the **50% worst** in Harris County. Her **racial difference in the share detained due to inability to pay for Hispanic and Non-Hispanic White defendants** is among the **25% best** in Harris County.

## Track Judge Bell's Share Detained Due to Inability to Pay



This report uses jail population data provided by Harris County. Share detained due to inability to pay represents the percent of current pretrial jail inmates assigned to this judge who were detained because they couldn't afford money bail.

# HARRIS COUNTY FELONY PRETRIAL DETENTION REPORT

*Brought to you by the Texas Center for Justice and Equity and researchers at Harvard University*

July 3, 2022 - July 9, 2022



## Te'iva Bell – 339<sup>th</sup> District Court

Among current pretrial jail inmates assigned to Judge Bell:

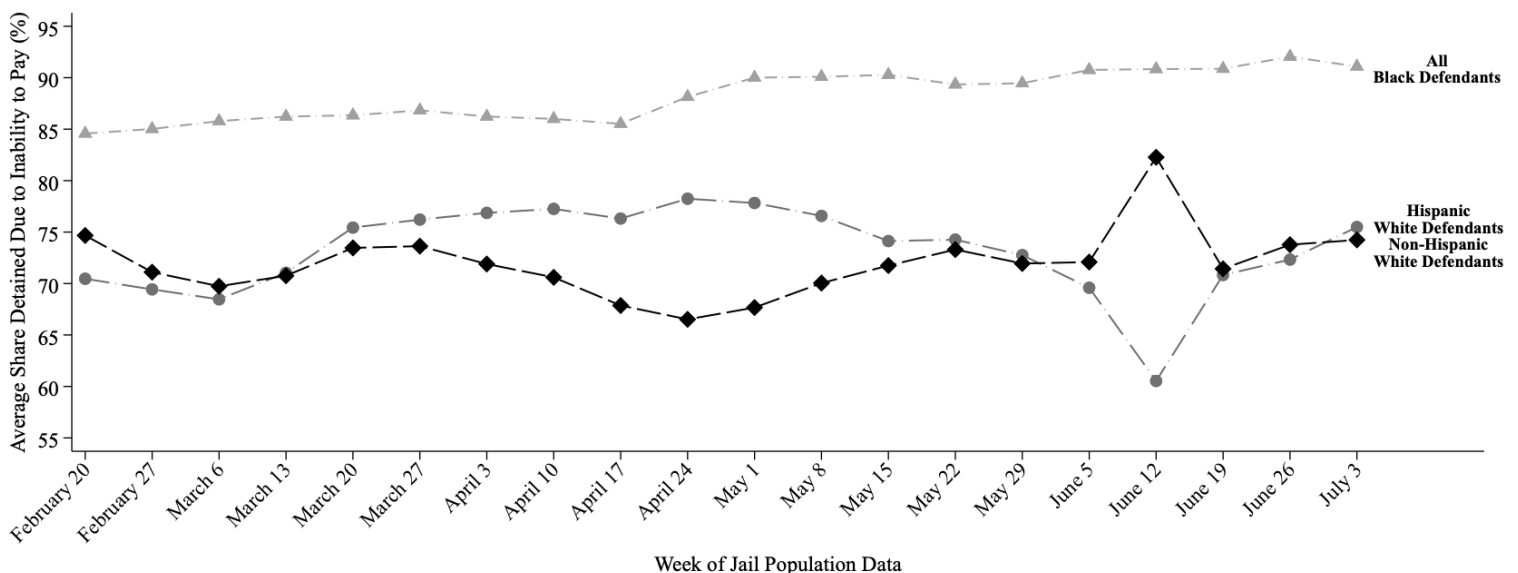
- **91% of Black defendants (118 out of 130)**
- **75% of Hispanic White defendants (28 out of 37)**
- **74% of non-Hispanic White defendants (49 out of 66)**

were detained per night based on inability to pay

Last week, among current pretrial jail inmates assigned to **Judge Bell**, **91% of Black defendants (118 out of 130 on an average night)**, **75% of Hispanic White defendants (28 out of 37 on an average night)**, and **74% of non-Hispanic White defendants (49 out of 66 on an average night)** were detained in Harris County Jail because they couldn't afford money bail.

Judge Bell's **racial difference in the share detained due to inability to pay for Black and Non-Hispanic White defendants** is among the **50% best** in Harris County. Her **racial difference in the share detained due to inability to pay for Hispanic and Non-Hispanic White defendants** is among the **25% best** in Harris County.

## Track Judge Bell's Share Detained Due to Inability to Pay



This report uses jail population data provided by Harris County. Share detained due to inability to pay represents the percent of current pretrial jail inmates assigned to this judge who were detained because they couldn't afford money bail.

# HARRIS COUNTY FELONY PRETRIAL DETENTION REPORT

*Brought to you by the Texas Center for Justice and Equity and researchers at Harvard University*

July 10, 2022 - July 16, 2022



## Te'iva Bell – 339<sup>th</sup> District Court

Among current pretrial jail inmates assigned to Judge Bell:

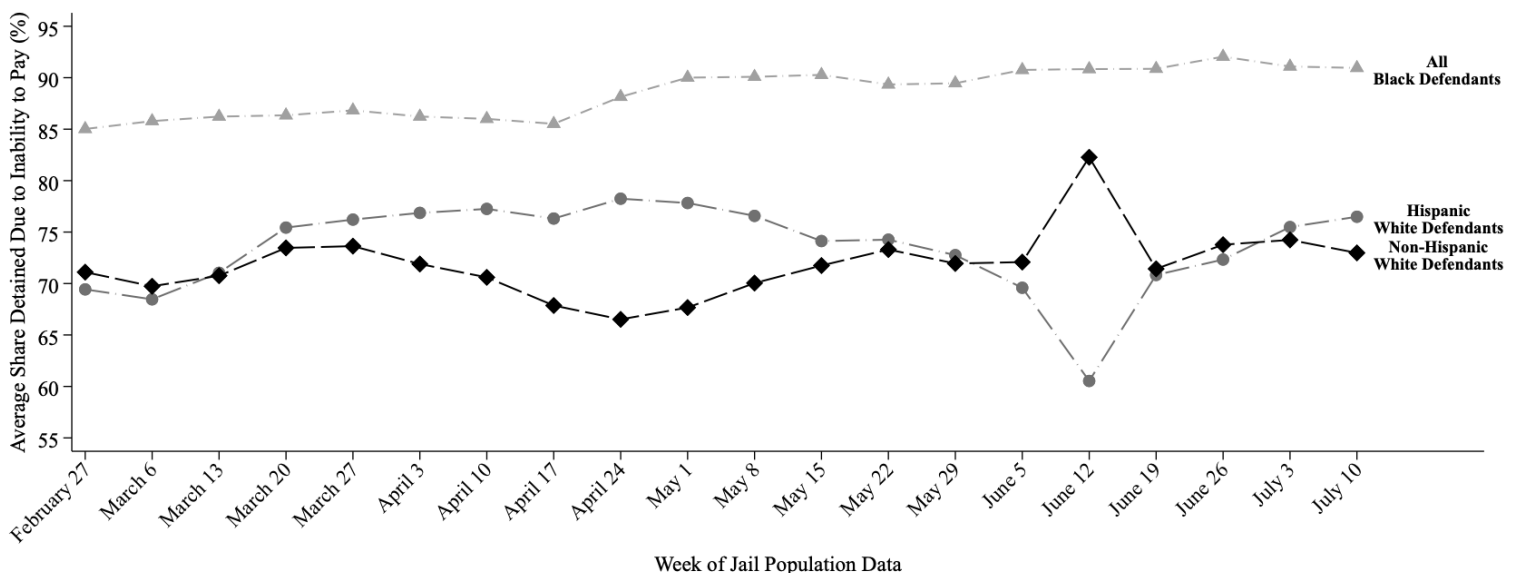
- **91% of Black defendants (116 out of 128)**
- **76% of Hispanic White defendants (29 out of 38)**
- **73% of non-Hispanic White defendants (49 out of 67)**

were detained per night based on inability to pay

Last week, among current pretrial jail inmates assigned to **Judge Bell**, **91% of Black defendants (116 out of 128 on an average night)**, **76% of Hispanic White defendants (29 out of 38 on an average night)**, and **73% of non-Hispanic White defendants (49 out of 67 on an average night)** were detained in Harris County Jail because they couldn't afford money bail.

Judge Bell's **racial difference in the share detained due to inability to pay for Black and Non-Hispanic White defendants** is among the **50% worst** in Harris County. Her **racial difference in the share detained due to inability to pay for Hispanic and Non-Hispanic White defendants** is among the **50% best** in Harris County.

## Track Judge Bell's Share Detained Due to Inability to Pay



This report uses jail population data provided by Harris County. Share detained due to inability to pay represents the percent of current pretrial jail inmates assigned to this judge who were detained because they couldn't afford money bail.

# HARRIS COUNTY FELONY PRETRIAL DETENTION REPORT

*Brought to you by the Texas Center for Justice and Equity and researchers at Harvard University*

July 17, 2022 - July 23, 2022



## Te'iva Bell – 339<sup>th</sup> District Court

Among current pretrial jail inmates assigned to Judge Bell:

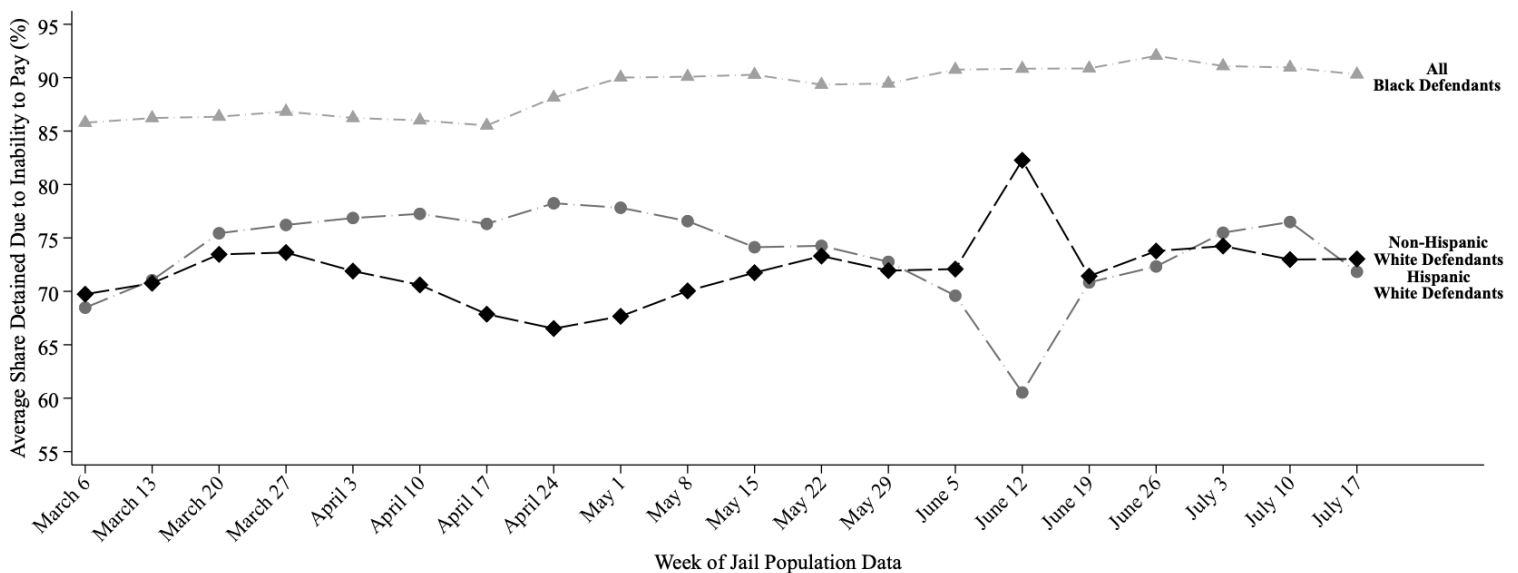
- **90% of Black defendants (112 out of 124)**
- **72% of Hispanic White defendants (26 out of 36)**
- **73% of non-Hispanic White defendants (54 out of 74)**

were detained per night based on inability to pay

Last week, among current pretrial jail inmates assigned to **Judge Bell**, **90% of Black defendants (112 out of 124 on an average night)**, **72% of Hispanic White defendants (26 out of 36 on an average night)**, and **73% of non-Hispanic White defendants (54 out of 74 on an average night)** were detained in Harris County Jail because they couldn't afford money bail.

Judge Bell's **racial difference in the share detained due to inability to pay for Black and Non-Hispanic White defendants** is among the **50% best** in Harris County. Her **racial difference in the share detained due to inability to pay for Hispanic and Non-Hispanic White defendants** is among the **25% best** in Harris County.

## Track Judge Bell's Share Detained Due to Inability to Pay



This report uses jail population data provided by Harris County. Share detained due to inability to pay represents the percent of current pretrial jail inmates assigned to this judge who were detained because they couldn't afford money bail.



# HARRIS COUNTY FELONY PRETRIAL DETENTION REPORT

*Brought to you by the Texas Center for Justice and Equity and researchers at Harvard University*

August 7, 2022 - August 13, 2022



## Te'iva Bell – 339<sup>th</sup> District Court

Among current pretrial jail inmates assigned to Judge Bell:

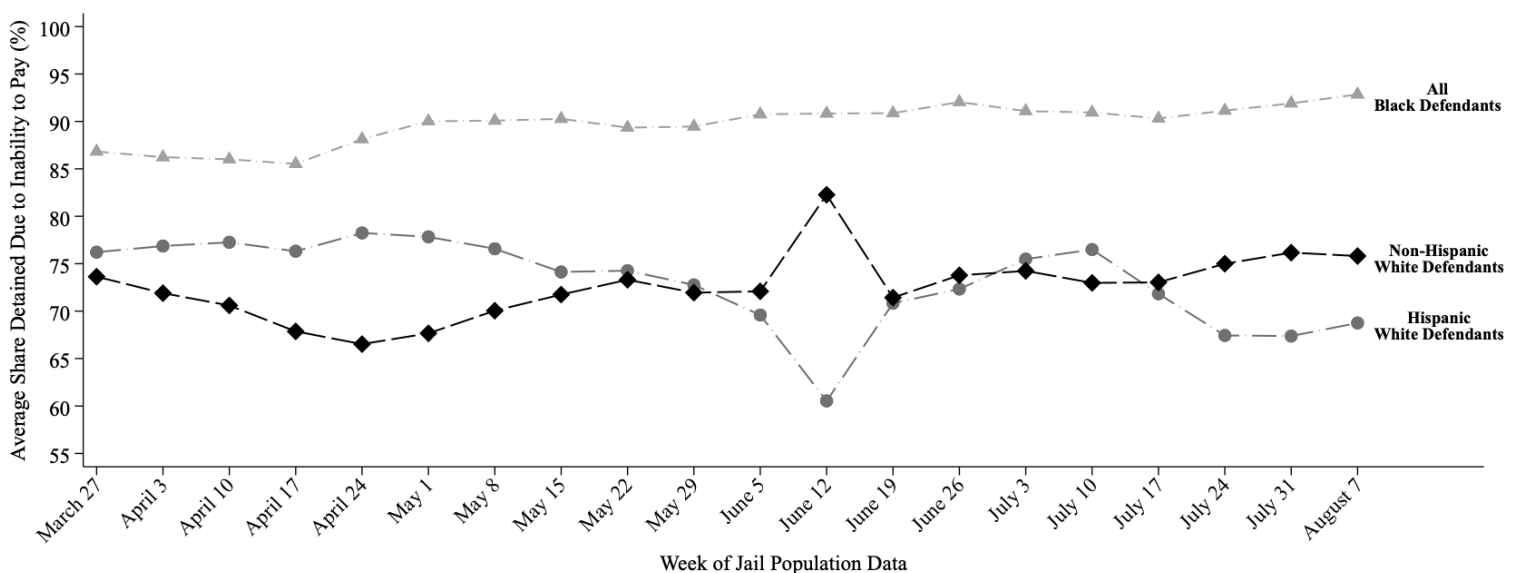
- **93% of Black defendants (119 out of 129)**
- **69% of Hispanic White defendants (26 out of 38)**
- **76% of non-Hispanic White defendants (61 out of 80)**

were detained per night based on inability to pay

Last week, among current pretrial jail inmates assigned to **Judge Bell**, **93% of Black defendants (119 out of 129 on an average night)**, **69% of Hispanic White defendants (26 out of 38 on an average night)**, and **76% of non-Hispanic White defendants (61 out of 80 on an average night)** were detained in Harris County Jail because they couldn't afford money bail.

Judge Bell's **racial difference in the share detained due to inability to pay for Black and Non-Hispanic White defendants** is among the **50% best** in Harris County. Her **racial difference in the share detained due to inability to pay for Hispanic and Non-Hispanic White defendants** is among the **50% worst** in Harris County.

## Track Judge Bell's Share Detained Due to Inability to Pay



This report uses jail population data provided by Harris County. Share detained due to inability to pay represents the percent of current pretrial jail inmates assigned to this judge who were detained because they couldn't afford money bail.



# HARRIS COUNTY FELONY PRETRIAL DETENTION REPORT

*Brought to you by the Texas Center for Justice and Equity and researchers at Harvard University*

August 14, 2022 - August 20, 2022



## Te'iva Bell – 339<sup>th</sup> District Court

Among current pretrial jail inmates assigned to Judge Bell:

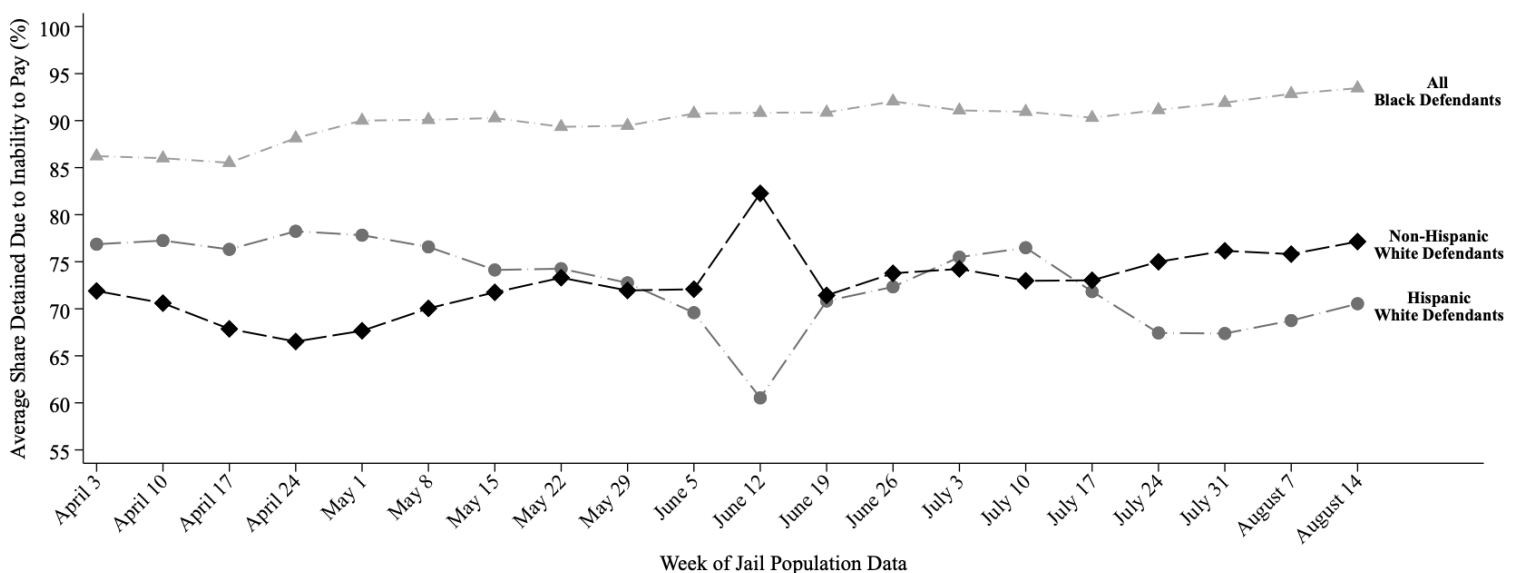
- **93% of Black defendants (118 out of 127)**
- **71% of Hispanic White defendants (28 out of 39)**
- **77% of non-Hispanic White defendants (66 out of 85)**

were detained per night based on inability to pay

Last week, among current pretrial jail inmates assigned to **Judge Bell**, **93% of Black defendants (118 out of 127 on an average night)**, **71% of Hispanic White defendants (28 out of 39 on an average night)**, and **77% of non-Hispanic White defendants (66 out of 85 on an average night)** were detained in Harris County Jail because they couldn't afford money bail.

Judge Bell's **racial difference in the share detained due to inability to pay for Black and Non-Hispanic White defendants** is among the **50% worst** in Harris County. Her **racial difference in the share detained due to inability to pay for Hispanic and Non-Hispanic White defendants** is among the **50% worst** in Harris County.

## Track Judge Bell's Share Detained Due to Inability to Pay



This report uses jail population data provided by Harris County. Share detained due to inability to pay represents the percent of current pretrial jail inmates assigned to this judge who were detained because they couldn't afford money bail.

# HARRIS COUNTY FELONY PRETRIAL DETENTION REPORT

*Brought to you by the Texas Center for Justice and Equity and researchers at Harvard University*

August 21, 2022 - August 27, 2022



## Te'iva Bell – 339<sup>th</sup> District Court

Among current pretrial jail inmates assigned to Judge Bell:

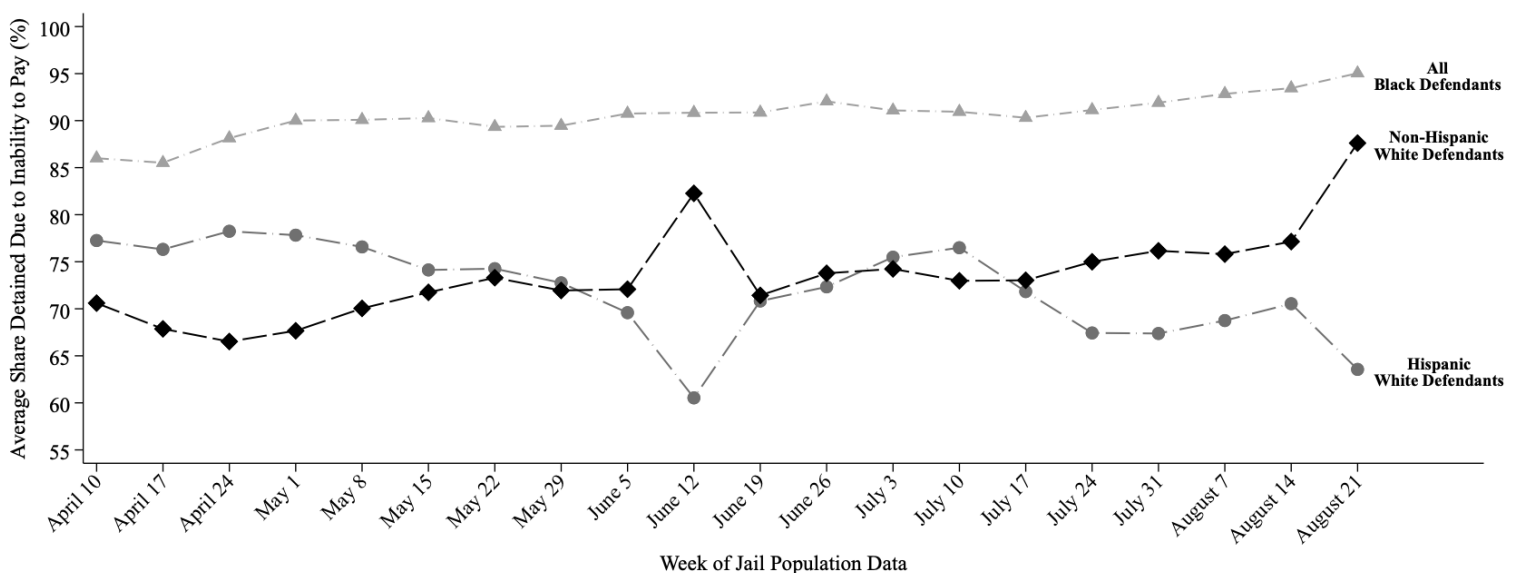
- **95% of Black defendants (120 out of 127)**
- **64% of Hispanic White defendants (41 out of 64)**
- **88% of non-Hispanic White defendants (54 out of 61)**

were detained per night based on inability to pay

Last week, among current pretrial jail inmates assigned to **Judge Bell**, **95% of Black defendants (120 out of 127 on an average night)**, **64% of Hispanic White defendants (41 out of 64 on an average night)**, and **88% of non-Hispanic White defendants (54 out of 61 on an average night)** were detained in Harris County Jail because they couldn't afford money bail.

Judge Bell's **racial difference in the share detained due to inability to pay for Black and Non-Hispanic White defendants** is among the **50% best** in Harris County. Her **racial difference in the share detained due to inability to pay for Hispanic and Non-Hispanic White defendants** is among the **25% worst** in Harris County.

## Track Judge Bell's Share Detained Due to Inability to Pay



This report uses jail population data provided by Harris County. Share detained due to inability to pay represents the percent of current pretrial jail inmates assigned to this judge who were detained because they couldn't afford money bail.

# HARRIS COUNTY FELONY PRETRIAL DETENTION REPORT

*Brought to you by the Texas Center for Justice and Equity and researchers at Harvard University*

September 4, 2022 - September 10, 2022



## Te'iva Bell – 339<sup>th</sup> District Court

Among current pretrial jail inmates assigned to Judge Bell:

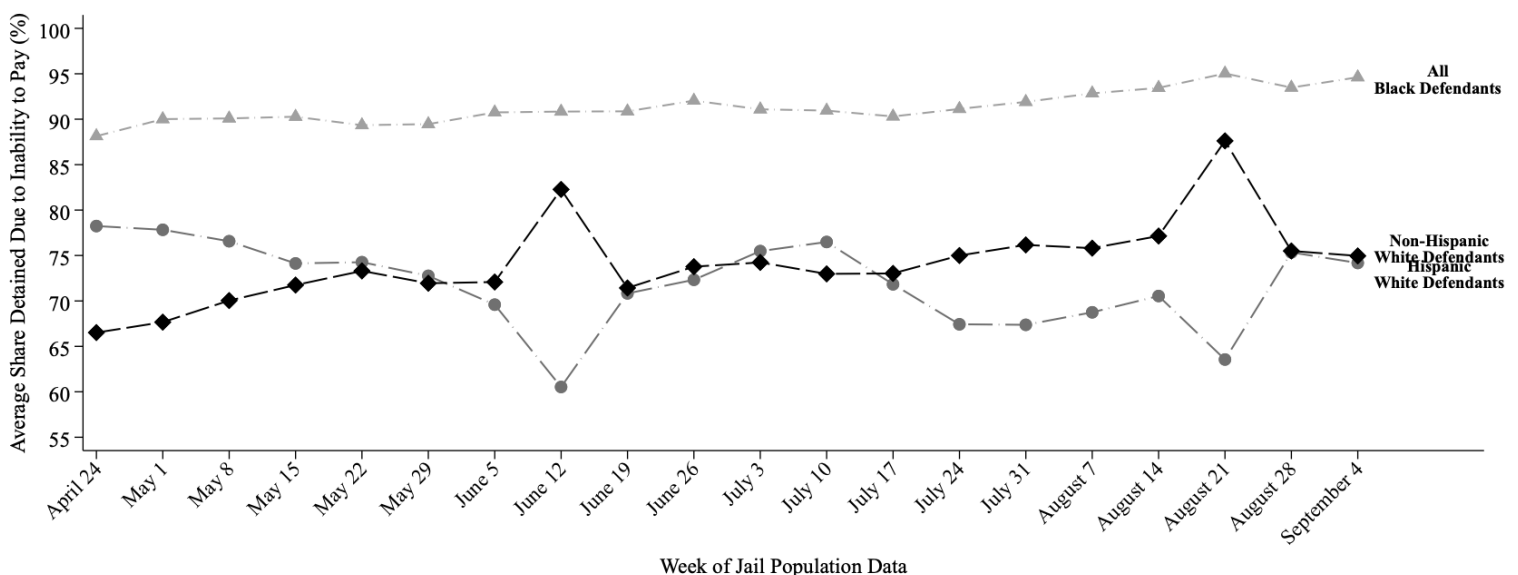
- **95% of Black defendants (123 out of 130)**
- **74% of Hispanic White defendants (32 out of 44)**
- **75% of non-Hispanic White defendants (65 out of 87)**

were detained per night based on inability to pay

Last week, among current pretrial jail inmates assigned to **Judge Bell**, **95% of Black defendants (123 out of 130 on an average night)**, **74% of Hispanic White defendants (32 out of 44 on an average night)**, and **75% of non-Hispanic White defendants (65 out of 87 on an average night)** were detained in Harris County Jail because they couldn't afford money bail.

Judge Bell's **racial difference in the share detained due to inability to pay for Black and Non-Hispanic White defendants** is among the **50% worst** in Harris County. Her **racial difference in the share detained due to inability to pay for Hispanic and Non-Hispanic White defendants** is among the **25% best** in Harris County.

## Track Judge Bell's Share Detained Due to Inability to Pay



This report uses jail population data provided by Harris County. Share detained due to inability to pay represents the percent of current pretrial jail inmates assigned to this judge who were detained because they couldn't afford money bail.

# HARRIS COUNTY FELONY PRETRIAL DETENTION REPORT

Brought to you by the Texas Center for Justice and Equity and researchers at Harvard University

September 18, 2022 - September 24, 2022



## Te'iva Bell – 339<sup>th</sup> District Court

Among current pretrial jail inmates assigned to Judge Bell:

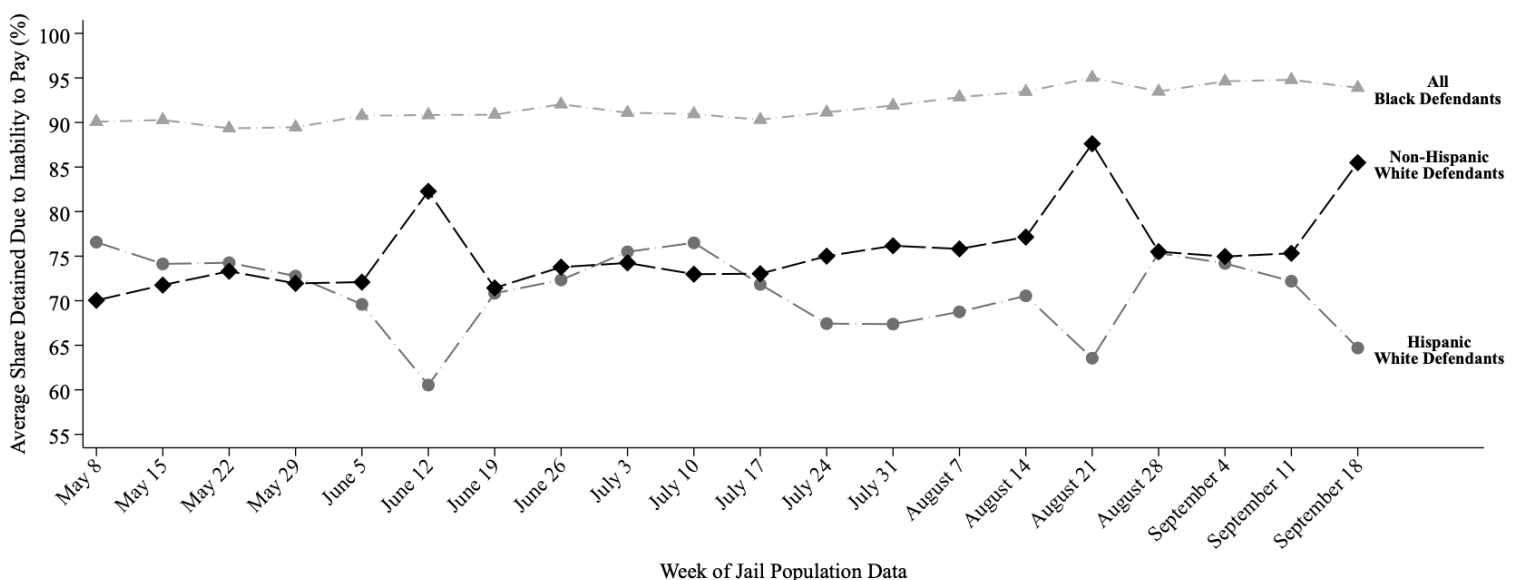
- **94% of Black defendants (123 out of 131)**
- **65% of Hispanic White defendants (52 out of 80)**
- **85% of non-Hispanic White defendants (47 out of 55)**

were detained per night based on inability to pay

Last week, among current pretrial jail inmates assigned to **Judge Bell**, **94% of Black defendants (123 out of 131 on an average night)**, **65% of Hispanic White defendants (52 out of 80 on an average night)**, and **85% of non-Hispanic White defendants (47 out of 55 on an average night)** were detained in Harris County Jail because they couldn't afford money bail.

Judge Bell's **racial difference in the share detained due to inability to pay for Black and Non-Hispanic White defendants** is among the **50% worst** in Harris County. Her **racial difference in the share detained due to inability to pay for Hispanic and Non-Hispanic White defendants** is among the **25% worst** in Harris County.

## Track Judge Bell's Share Detained Due to Inability to Pay



This report uses jail population data provided by Harris County. Share detained due to inability to pay represents the percent of current pretrial jail inmates assigned to this judge who were detained because they couldn't afford money bail.

# HARRIS COUNTY FELONY PRETRIAL DETENTION REPORT

Brought to you by the Texas Center for Justice and Equity and researchers at Harvard University

September 25, 2022 - October 1, 2022



## Te'iva Bell – 339<sup>th</sup> District Court

Among current pretrial jail inmates assigned to Judge Bell:

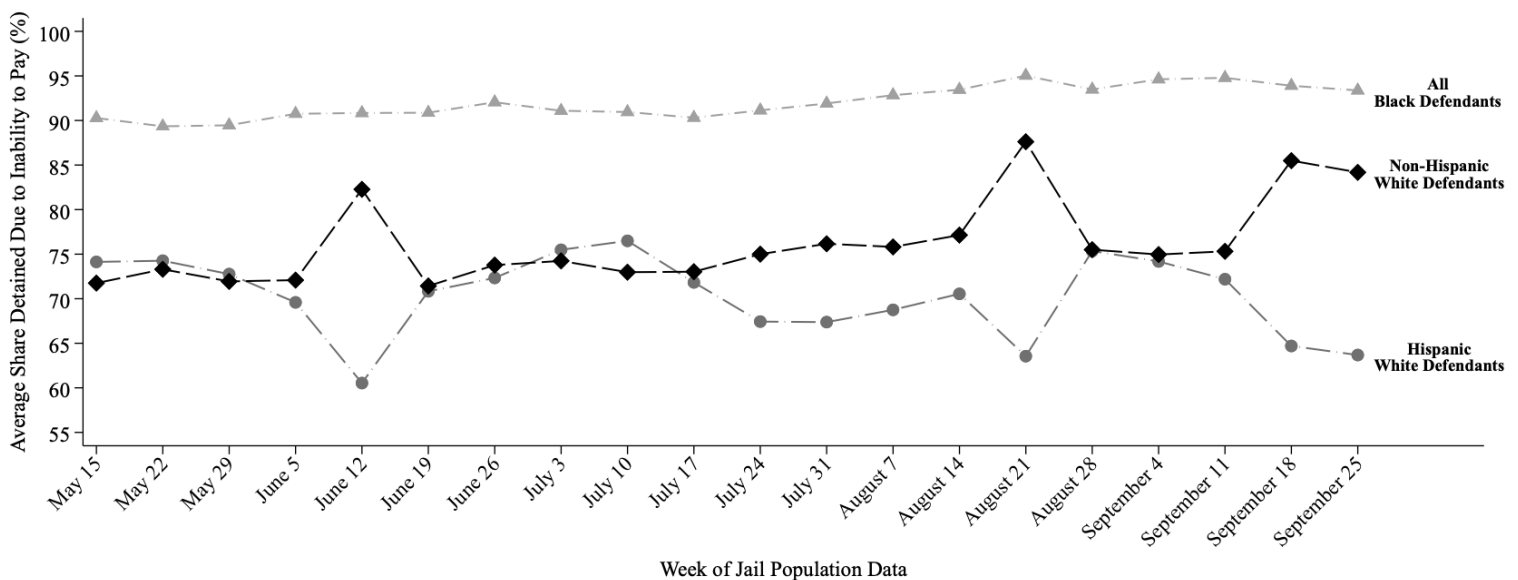
- **93% of Black defendants (115 out of 123)**
- **64% of Hispanic White defendants (52 out of 81)**
- **84% of non-Hispanic White defendants (43 out of 51)**

were detained per night based on inability to pay

Last week, among current pretrial jail inmates assigned to **Judge Bell**, **93% of Black defendants (115 out of 123 on an average night)**, **64% of Hispanic White defendants (52 out of 81 on an average night)**, and **84% of non-Hispanic White defendants (43 out of 51 on an average night)** were detained in Harris County Jail because they couldn't afford money bail.

Judge Bell's **racial difference in the share detained due to inability to pay for Black and Non-Hispanic White defendants** is among the **50% best** in Harris County. Her **racial difference in the share detained due to inability to pay for Hispanic and Non-Hispanic White defendants** is among the **25% worst** in Harris County.

## Track Judge Bell's Share Detained Due to Inability to Pay



This report uses jail population data provided by Harris County. Share detained due to inability to pay represents the percent of current pretrial jail inmates assigned to this judge who were detained because they couldn't afford money bail.

# HARRIS COUNTY FELONY PRETRIAL DETENTION REPORT

Brought to you by the Texas Center for Justice and Equity and researchers at Harvard University

October 9, 2022 - October 15, 2022



## Te'iva Bell – 339<sup>th</sup> District Court

Among current pretrial jail inmates assigned to Judge Bell:

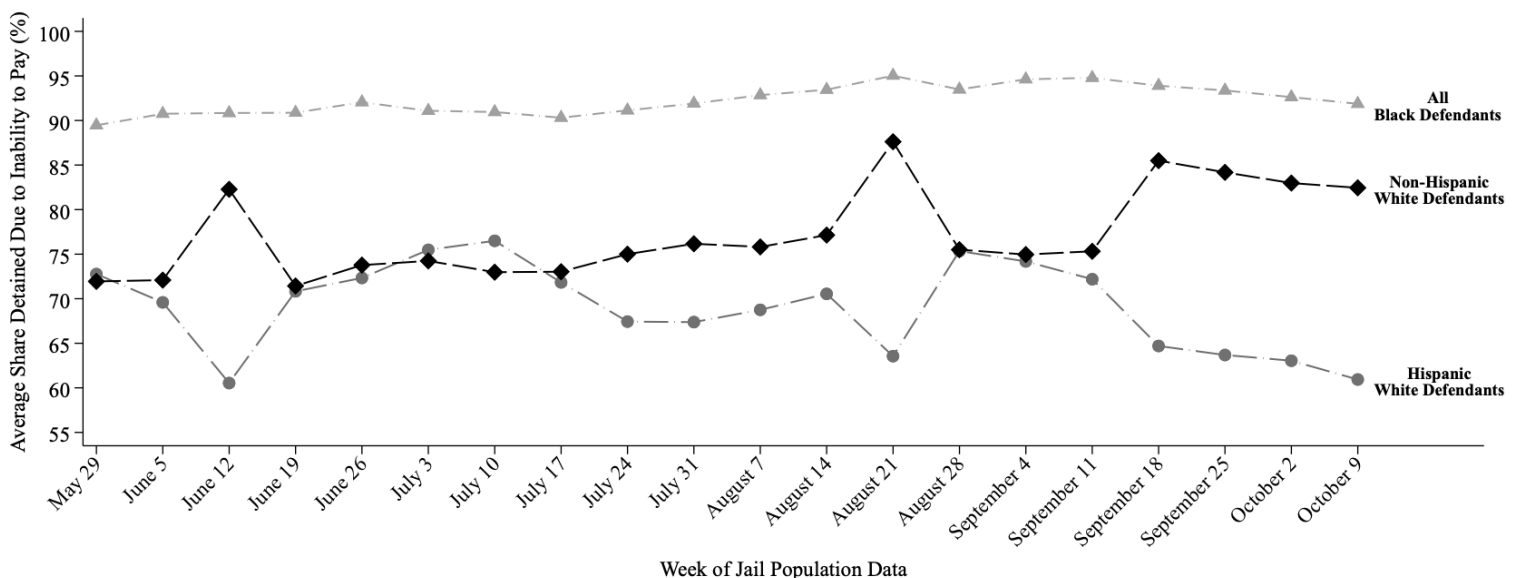
- **92% of Black defendants (113 out of 123)**
- **61% of Hispanic White defendants (47 out of 76)**
- **82% of non-Hispanic White defendants (38 out of 46)**

were detained per night based on inability to pay

Last week, among current pretrial jail inmates assigned to **Judge Bell**, **92% of Black defendants (113 out of 123 on an average night)**, **61% of Hispanic White defendants (47 out of 76 on an average night)**, and **82% of non-Hispanic White defendants (38 out of 46 on an average night)** were detained in Harris County Jail because they couldn't afford money bail.

Judge Bell's **racial difference in the share detained due to inability to pay for Black and Non-Hispanic White defendants** is among the **50% best** in Harris County. Her **racial difference in the share detained due to inability to pay for Hispanic and Non-Hispanic White defendants** is among the **25% worst** in Harris County.

## Track Judge Bell's Share Detained Due to Inability to Pay



This report uses jail population data provided by Harris County. Share detained due to inability to pay represents the percent of current pretrial jail inmates assigned to this judge who were detained because they couldn't afford money bail.



# HARRIS COUNTY FELONY PRETRIAL DETENTION REPORT

*Brought to you by the Texas Center for Justice and Equity and researchers at Harvard University*

October 23, 2022 - October 29, 2022



## Te'iva Bell – 339<sup>th</sup> District Court

Among current pretrial jail inmates assigned to Judge Bell:

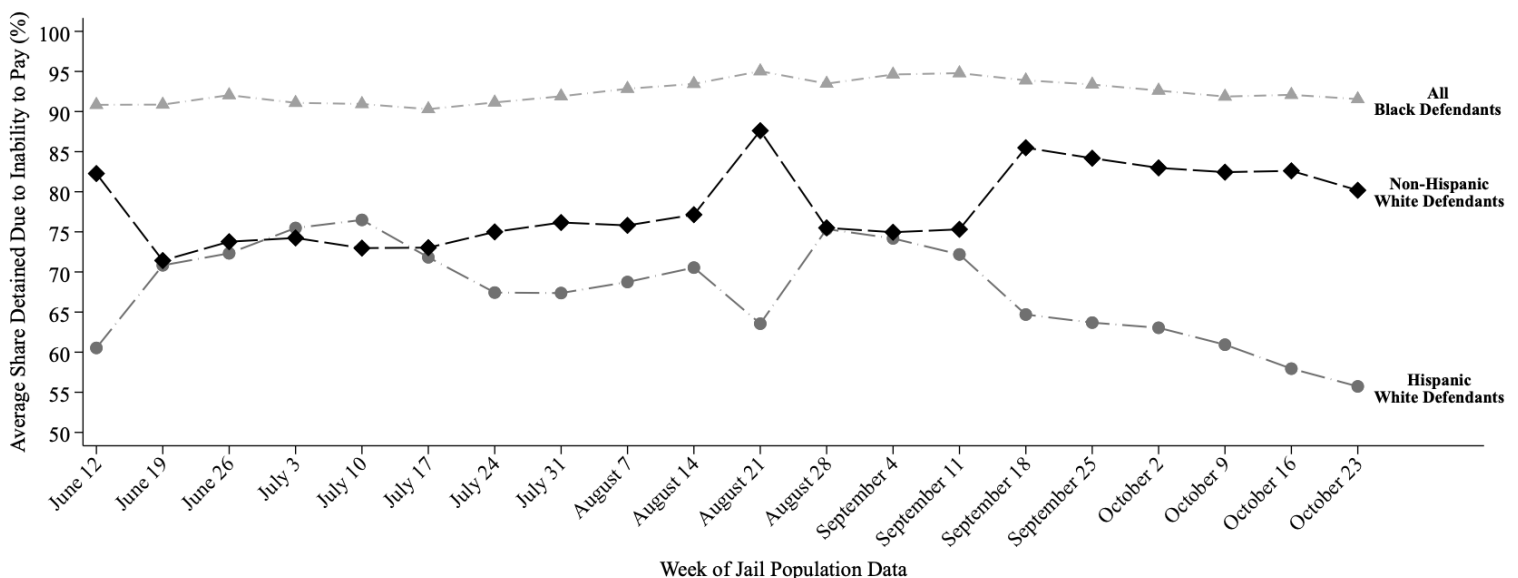
- **92% of Black defendants (116 out of 127)**
- **56% of Hispanic White defendants (44 out of 78)**
- **80% of non-Hispanic White defendants (36 out of 45)**

were detained per night based on inability to pay

Last week, among current pretrial jail inmates assigned to **Judge Bell**, **92% of Black defendants (116 out of 127 on an average night)**, **56% of Hispanic White defendants (44 out of 78 on an average night)**, and **80% of non-Hispanic White defendants (36 out of 45 on an average night)** were detained in Harris County Jail because they couldn't afford money bail.

Judge Bell's **racial difference in the share detained due to inability to pay for Black and Non-Hispanic White defendants** is among the **50% worst** in Harris County. Her **racial difference in the share detained due to inability to pay for Hispanic and Non-Hispanic White defendants** is among the **25% worst** in Harris County.

## Track Judge Bell's Share Detained Due to Inability to Pay



This report uses jail population data provided by Harris County. Share detained due to inability to pay represents the percent of current pretrial jail inmates assigned to this judge who were detained because they couldn't afford money bail.



# HARRIS COUNTY FELONY PRETRIAL DETENTION REPORT

Brought to you by the Texas Center for Justice and Equity and researchers at Harvard University

October 30, 2022 - November 5, 2022



## Te'iva Bell – 339<sup>th</sup> District Court

Among current pretrial jail inmates assigned to Judge Bell:

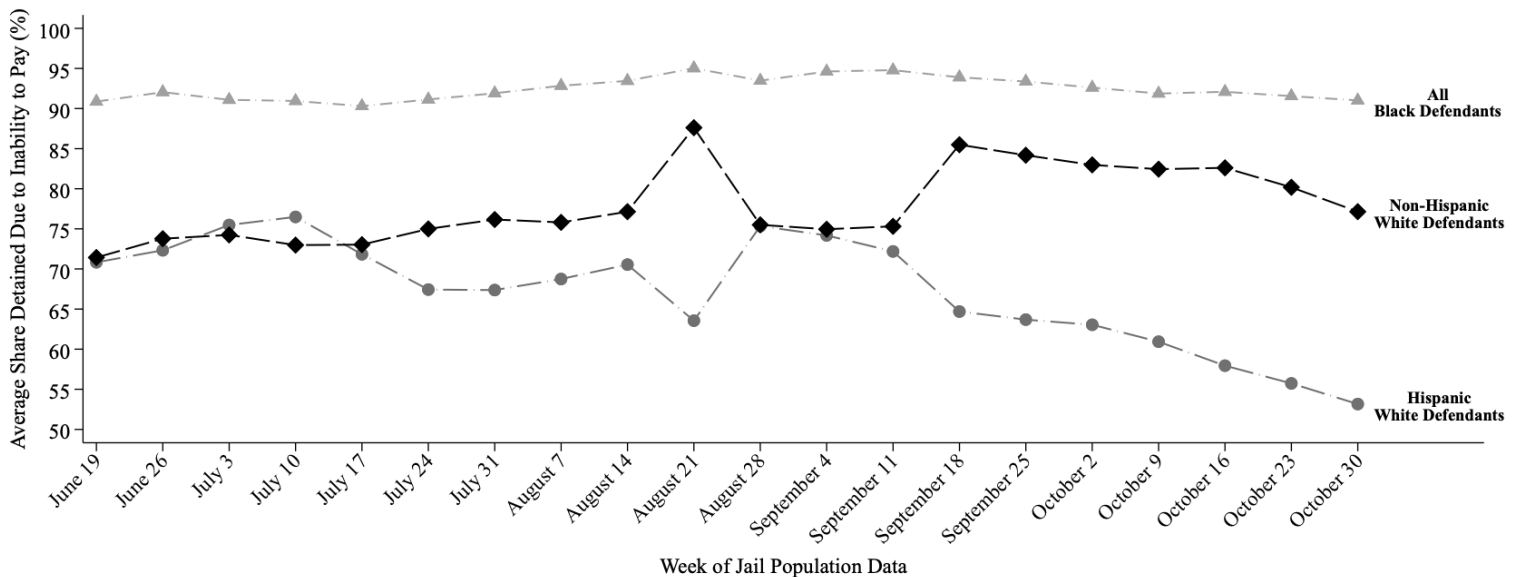
- **91% of Black defendants (120 out of 132)**
- **53% of Hispanic White defendants (41 out of 77)**
- **77% of non-Hispanic White defendants (35 out of 45)**

were detained per night based on inability to pay

Last week, among current pretrial jail inmates assigned to **Judge Bell**, **91% of Black defendants (120 out of 132 on an average night)**, **53% of Hispanic White defendants (41 out of 77 on an average night)**, and **77% of non-Hispanic White defendants (35 out of 45 on an average night)** were detained in Harris County Jail because they couldn't afford money bail.

Judge Bell's **racial difference in the share detained due to inability to pay for Black and Non-Hispanic White defendants** is among the **50% worst** in Harris County. Her **racial difference in the share detained due to inability to pay for Hispanic and Non-Hispanic White defendants** is among the **25% worst** in Harris County.

## Track Judge Bell's Share Detained Due to Inability to Pay



This report uses jail population data provided by Harris County. Share detained due to inability to pay represents the percent of current pretrial jail inmates assigned to this judge who were detained because they couldn't afford money bail.

# HARRIS COUNTY FELONY PRETRIAL DETENTION REPORT

*Brought to you by the Texas Center for Justice and Equity and researchers at Harvard University*

November 6, 2022 - November 12, 2022



## Te'iva Bell – 339<sup>th</sup> District Court

Among current pretrial jail inmates assigned to Judge Bell:

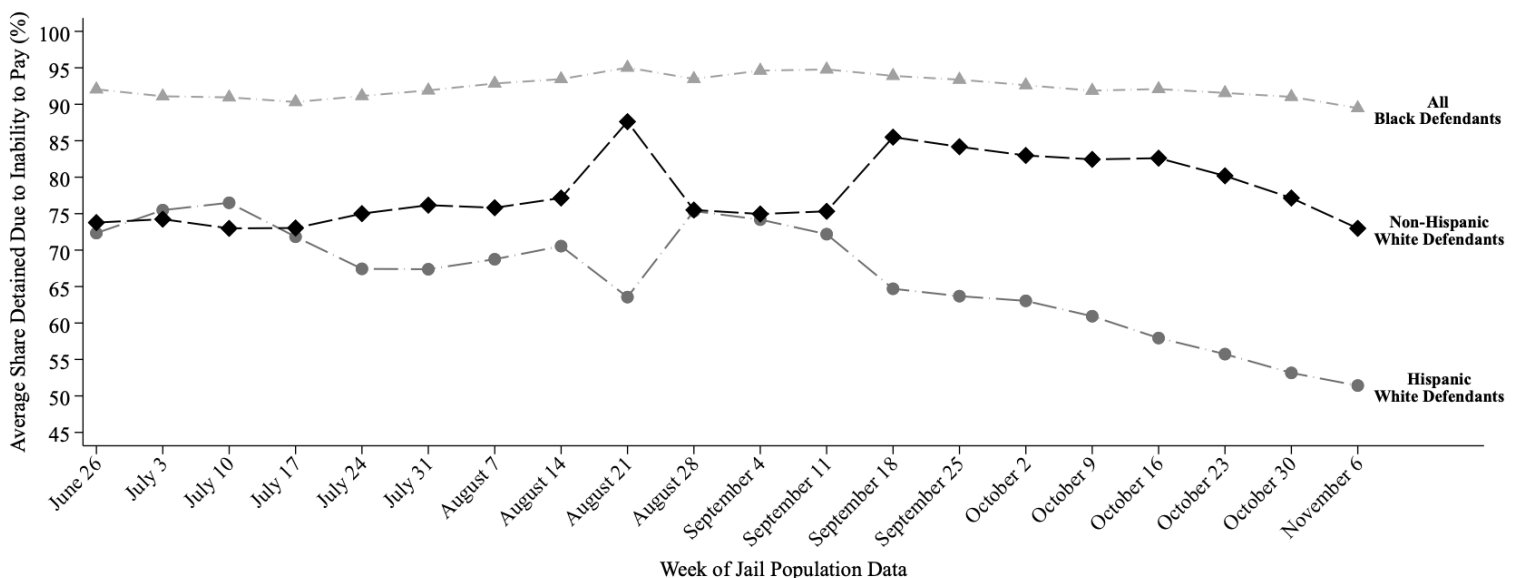
- **89% of Black defendants (119 out of 133)**
- **51% of Hispanic White defendants (39 out of 75)**
- **73% of non-Hispanic White defendants (34 out of 46)**

were detained per night based on inability to pay

Last week, among current pretrial jail inmates assigned to **Judge Bell**, **89% of Black defendants (119 out of 133 on an average night)**, **51% of Hispanic White defendants (39 out of 75 on an average night)**, and **73% of non-Hispanic White defendants (34 out of 46 on an average night)** were detained in Harris County Jail because they couldn't afford money bail.

Judge Bell's **racial difference in the share detained due to inability to pay for Black and Non-Hispanic White defendants** is among the **25% worst** in Harris County. Her **racial difference in the share detained due to inability to pay for Hispanic and Non-Hispanic White defendants** is among the **25% worst** in Harris County.

## Track Judge Bell's Share Detained Due to Inability to Pay



This report uses jail population data provided by Harris County. Share detained due to inability to pay represents the percent of current pretrial jail inmates assigned to this judge who were detained because they couldn't afford money bail.

# HARRIS COUNTY FELONY PRETRIAL DETENTION REPORT

*Brought to you by the Texas Center for Justice and Equity and researchers at Harvard University*

November 20, 2022 - November 26, 2022



## Te'iva Bell – 339<sup>th</sup> District Court

Among current pretrial jail inmates assigned to Judge Bell:

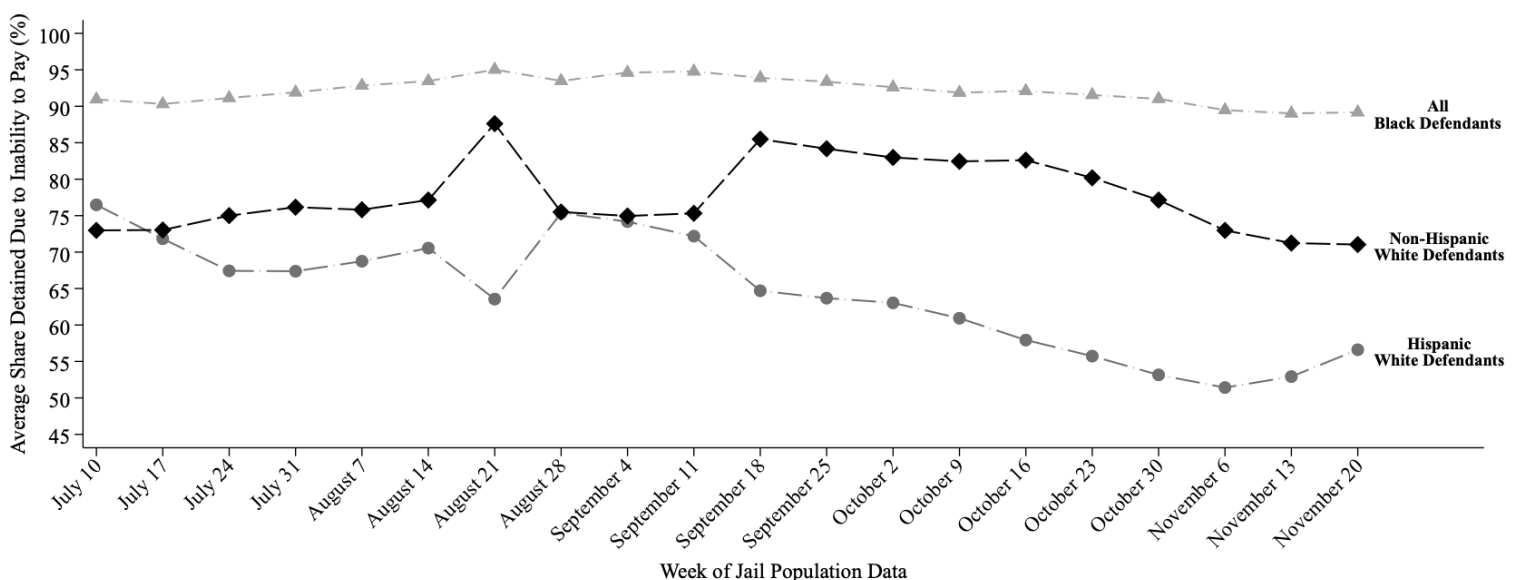
- **89% of Black defendants (115 out of 129)**
- **57% of Hispanic White defendants (43 out of 77)**
- **71% of non-Hispanic White defendants (33 out of 47)**

were detained per night based on inability to pay

Last week, among current pretrial jail inmates assigned to **Judge Bell**, **89% of Black defendants (115 out of 129 on an average night)**, **57% of Hispanic White defendants (43 out of 77 on an average night)**, and **71% of non-Hispanic White defendants (33 out of 47 on an average night)** were detained in Harris County Jail because they couldn't afford money bail.

Judge Bell's **racial difference in the share detained due to inability to pay for Black and Non-Hispanic White defendants** is among the **25% worst** in Harris County. Her **racial difference in the share detained due to inability to pay for Hispanic and Non-Hispanic White defendants** is among the **50% worst** in Harris County.

## Track Judge Bell's Share Detained Due to Inability to Pay



This report uses jail population data provided by Harris County. Share detained due to inability to pay represents the percent of current pretrial jail inmates assigned to this judge who were detained because they couldn't afford money bail.

# HARRIS COUNTY FELONY PRETRIAL DETENTION REPORT

Brought to you by the Texas Center for Justice and Equity and researchers at Harvard University

November 27, 2022 - December 3, 2022



## Te'iva Bell – 339<sup>th</sup> District Court

Among current pretrial jail inmates assigned to Judge Bell:

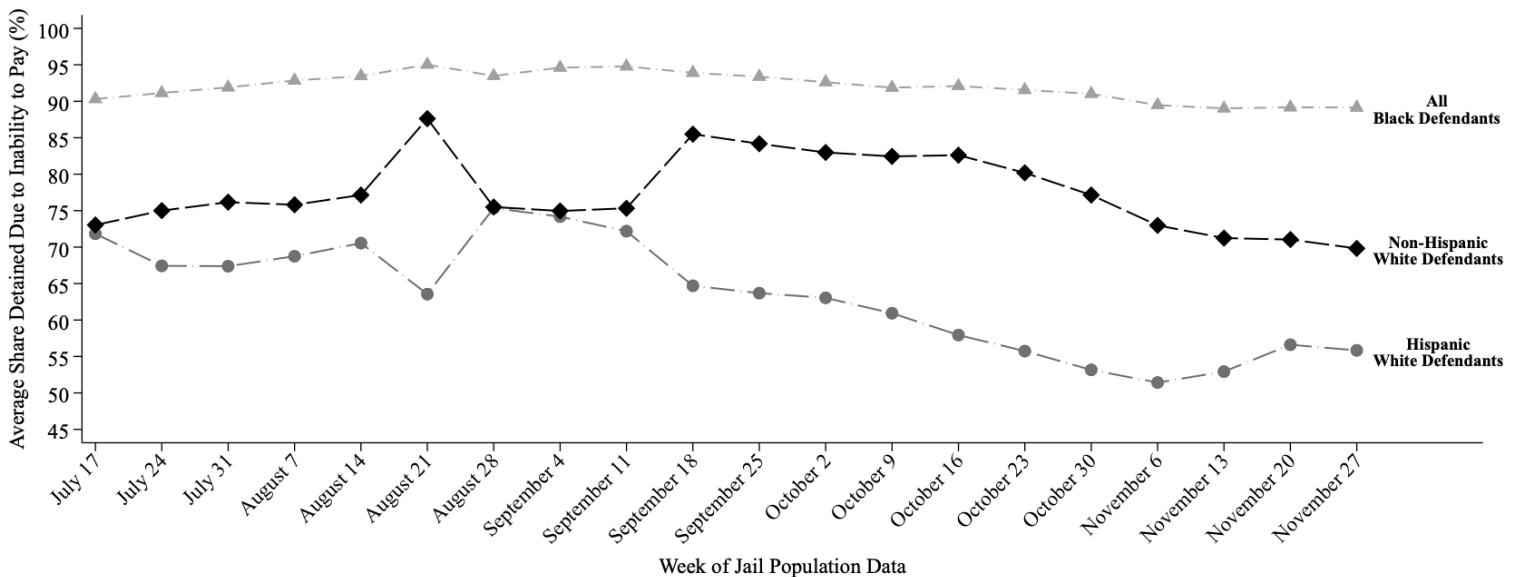
- **89% of Black defendants (116 out of 130)**
- **56% of Hispanic White defendants (43 out of 77)**
- **70% of non-Hispanic White defendants (33 out of 47)**

were detained per night based on inability to pay

Last week, among current pretrial jail inmates assigned to **Judge Bell**, **89% of Black defendants (116 out of 130 on an average night)**, **56% of Hispanic White defendants (43 out of 77 on an average night)**, and **70% of non-Hispanic White defendants (33 out of 47 on an average night)** were detained in Harris County Jail because they couldn't afford money bail.

Judge Bell's **racial difference in the share detained due to inability to pay for Black and Non-Hispanic White defendants** is among the **25% worst** in Harris County. Her **racial difference in the share detained due to inability to pay for Hispanic and Non-Hispanic White defendants** is among the **50% best** in Harris County.

## Track Judge Bell's Share Detained Due to Inability to Pay



This report uses jail population data provided by Harris County. Share detained due to inability to pay represents the percent of current pretrial jail inmates assigned to this judge who were detained because they couldn't afford money bail.

# HARRIS COUNTY FELONY PRETRIAL DETENTION REPORT

*Brought to you by the Texas Center for Justice and Equity and researchers at Harvard University*

January 2, 2022 - January 7, 2022



## Lori Chambers Gray – 262<sup>nd</sup> District Court

Among current pretrial jail inmates assigned to Judge Chambers Gray:

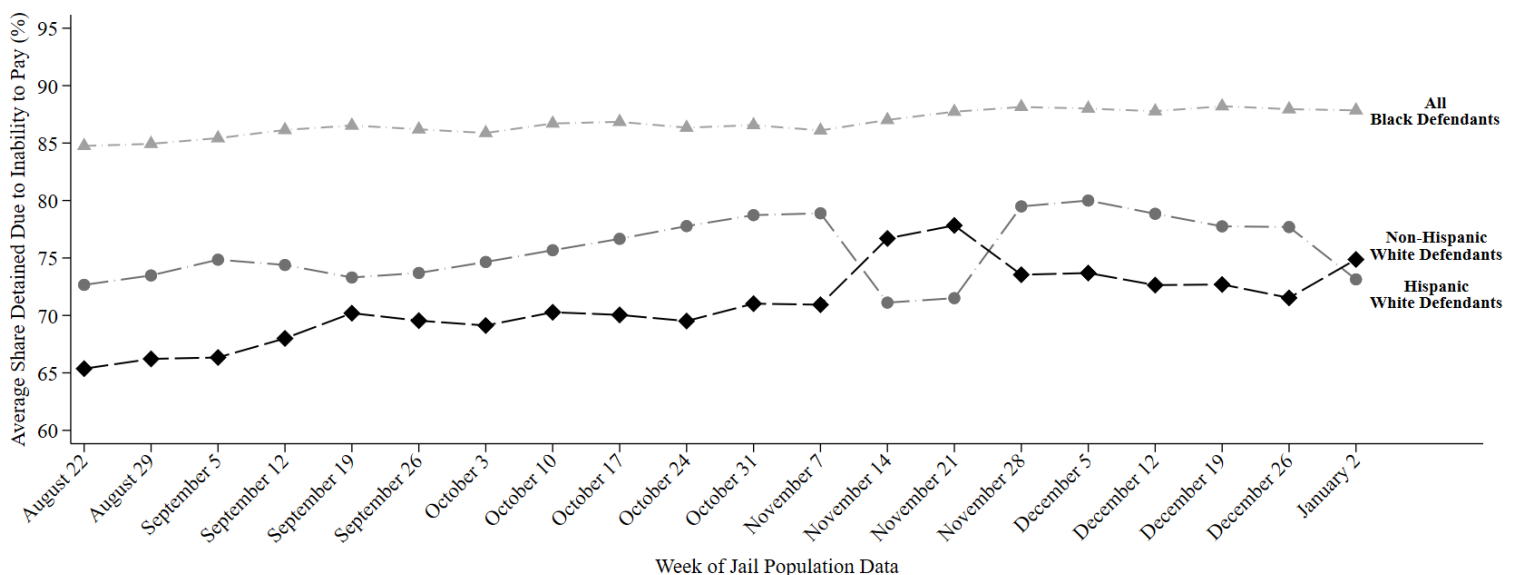
- **88% of Black defendants (193 out of 220)**
- **73% of Hispanic White defendants (70 out of 96)**
- **75% of non-Hispanic White defendants (73 out of 97)**

were detained per night based on inability to pay

Last week, among current pretrial jail inmates assigned to Judge Chambers Gray, 88% of Black defendants (193 out of 220 on an average night), 73% of Hispanic White defendants (70 out of 96 on an average night), and 75% of non-Hispanic White defendants (73 out of 97 on an average night) were detained in Harris County Jail because they couldn't afford money bail.

Judge Chambers Gray's **racial difference in the share detained due to inability to pay for Black and Non-Hispanic White defendants** is among the **50% worst** in Harris County. Her **racial difference in the share detained due to inability to pay for Hispanic and Non-Hispanic White defendants** is among the **25% best** in Harris County.

## Track Judge Chambers Gray's Share Detained Due to Inability to Pay



This report uses jail population data provided by Harris County. Share detained due to inability to pay represents the percent of current pretrial jail inmates assigned to this judge who were detained because they couldn't afford money bail.

# HARRIS COUNTY FELONY PRETRIAL DETENTION REPORT

*Brought to you by the Texas Center for Justice and Equity and researchers at Harvard University*

January 9, 2022 - January 15, 2022



## Lori Chambers Gray – 262<sup>nd</sup> District Court

Among current pretrial jail inmates assigned to Judge Chambers Gray:

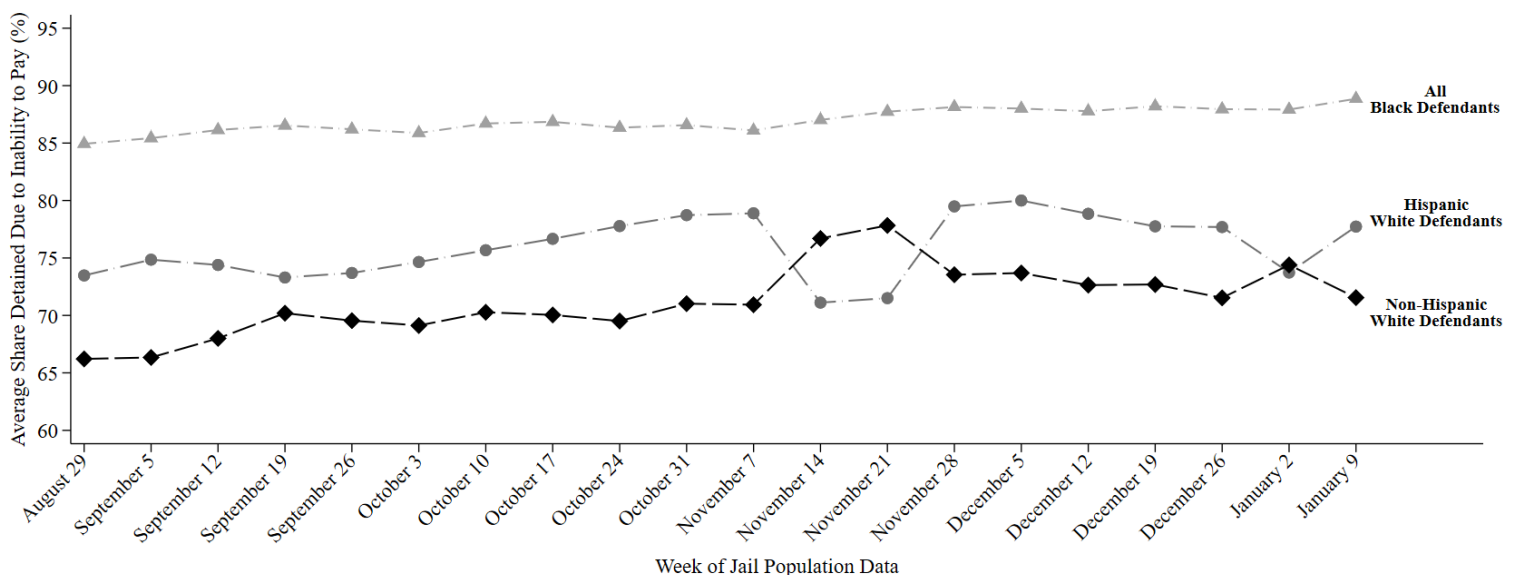
- **89% of Black defendants (190 out of 214)**
- **78% of Hispanic White defendants (56 out of 72)**
- **72% of non-Hispanic White defendants (84 out of 117)**

were detained per night based on inability to pay

Last week, among current pretrial jail inmates assigned to Judge Chambers Gray, 89% of Black defendants (190 out of 214 on an average night), 78% of Hispanic White defendants (56 out of 72 on an average night), and 72% of non-Hispanic White defendants (84 out of 117 on an average night) were detained in Harris County Jail because they couldn't afford money bail.

Judge Chambers Gray's racial difference in the share detained due to inability to pay for Black and Non-Hispanic White defendants is among the 50% worst in Harris County. Her racial difference in the share detained due to inability to pay for Hispanic and Non-Hispanic White defendants is among the 50% best in Harris County.

### Track Judge Chambers Gray's Share Detained Due to Inability to Pay



This report uses jail population data provided by Harris County. Share detained due to inability to pay represents the percent of current pretrial jail inmates assigned to this judge who were detained because they couldn't afford money bail.



# HARRIS COUNTY FELONY PRETRIAL DETENTION REPORT

*Brought to you by the Texas Center for Justice and Equity and researchers at Harvard University*

January 16, 2022 - January 22, 2022



## Lori Chambers Gray – 262<sup>nd</sup> District Court

Among current pretrial jail inmates assigned to Judge Chambers Gray:

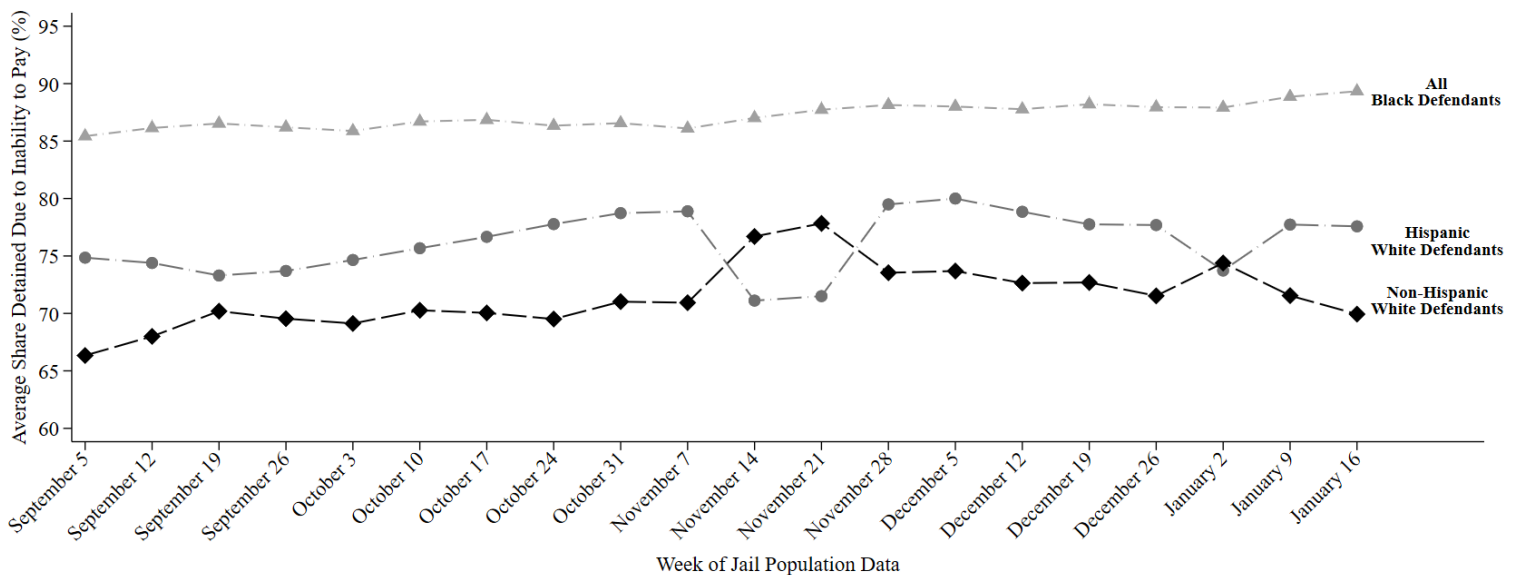
- **89% of Black defendants (193 out of 216)**
- **78% of Hispanic White defendants (56 out of 72)**
- **70% of non-Hispanic White defendants (82 out of 118)**

were detained per night based on inability to pay

Last week, among current pretrial jail inmates assigned to Judge Chambers Gray, 89% of Black defendants (193 out of 216 on an average night), 78% of Hispanic White defendants (56 out of 72 on an average night), and 70% of non-Hispanic White defendants (82 out of 118 on an average night) were detained in Harris County Jail because they couldn't afford money bail.

Judge Chambers Gray's **racial difference in the share detained due to inability to pay for Black and Non-Hispanic White defendants** is among the **50% worst** in Harris County. Her **racial difference in the share detained due to inability to pay for Hispanic and Non-Hispanic White defendants** is among the **50% worst** in Harris County.

## Track Judge Chambers Gray's Share Detained Due to Inability to Pay



This report uses jail population data provided by Harris County. Share detained due to inability to pay represents the percent of current pretrial jail inmates assigned to this judge who were detained because they couldn't afford money bail.



# HARRIS COUNTY FELONY PRETRIAL DETENTION REPORT

*Brought to you by the Texas Center for Justice and Equity and researchers at Harvard University*

January 30, 2022 - February 5, 2022



## Lori Chambers Gray – 262<sup>nd</sup> District Court

Among current pretrial jail inmates assigned to Judge Chambers Gray:

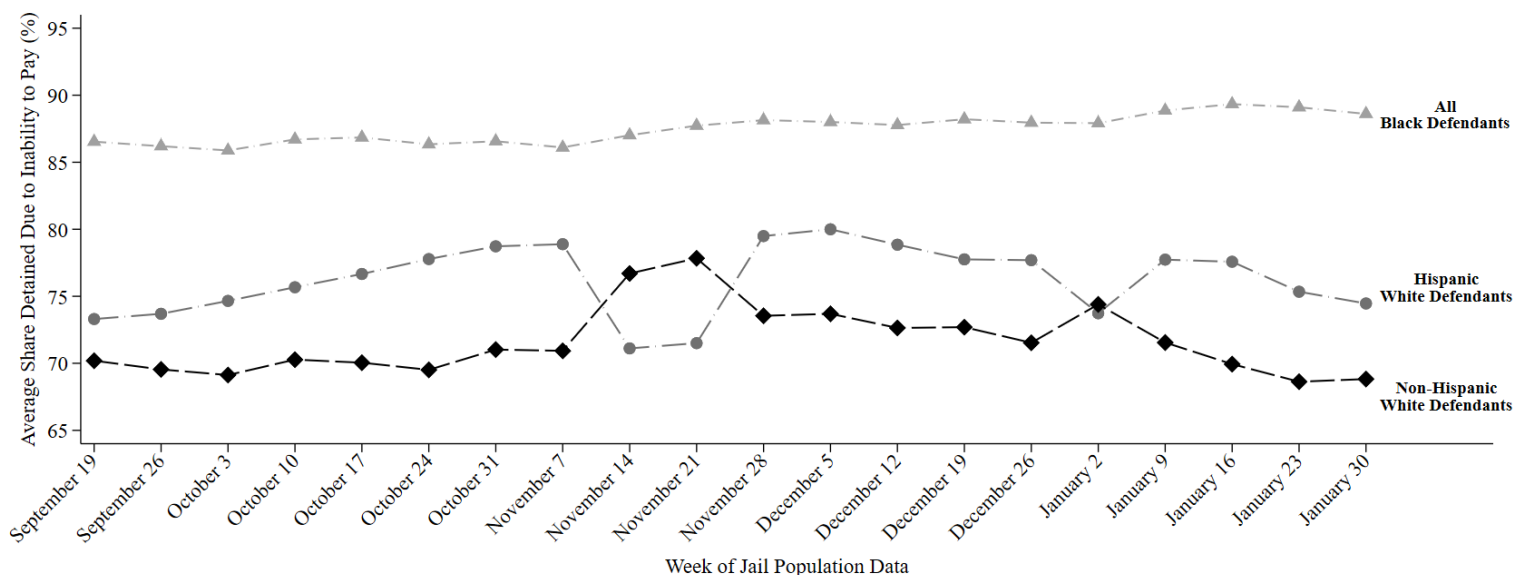
- **89% of Black defendants (194 out of 219)**
- **74% of Hispanic White defendants (55 out of 73)**
- **69% of non-Hispanic White defendants (79 out of 115)**

were detained per night based on inability to pay

Last week, among current pretrial jail inmates assigned to Judge Chambers Gray, 89% of Black defendants (194 out of 219 on an average night), 74% of Hispanic White defendants (55 out of 73 on an average night), and 69% of non-Hispanic White defendants (79 out of 115 on an average night) were detained in Harris County Jail because they couldn't afford money bail.

Judge Chambers Gray's **racial difference in the share detained due to inability to pay for Black and Non-Hispanic White defendants** is among the **50% worst** in Harris County. Her **racial difference in the share detained due to inability to pay for Hispanic and Non-Hispanic White defendants** is among the **50% best** in Harris County.

## Track Judge Chambers Gray's Share Detained Due to Inability to Pay



This report uses jail population data provided by Harris County. Share detained due to inability to pay represents the percent of current pretrial jail inmates assigned to this judge who were detained because they couldn't afford money bail.

# HARRIS COUNTY FELONY PRETRIAL DETENTION REPORT

*Brought to you by the Texas Center for Justice and Equity and researchers at Harvard University*

February 6, 2022 - February 12, 2022



## Lori Chambers Gray – 262<sup>nd</sup> District Court

Among current pretrial jail inmates assigned to Judge Chambers Gray:

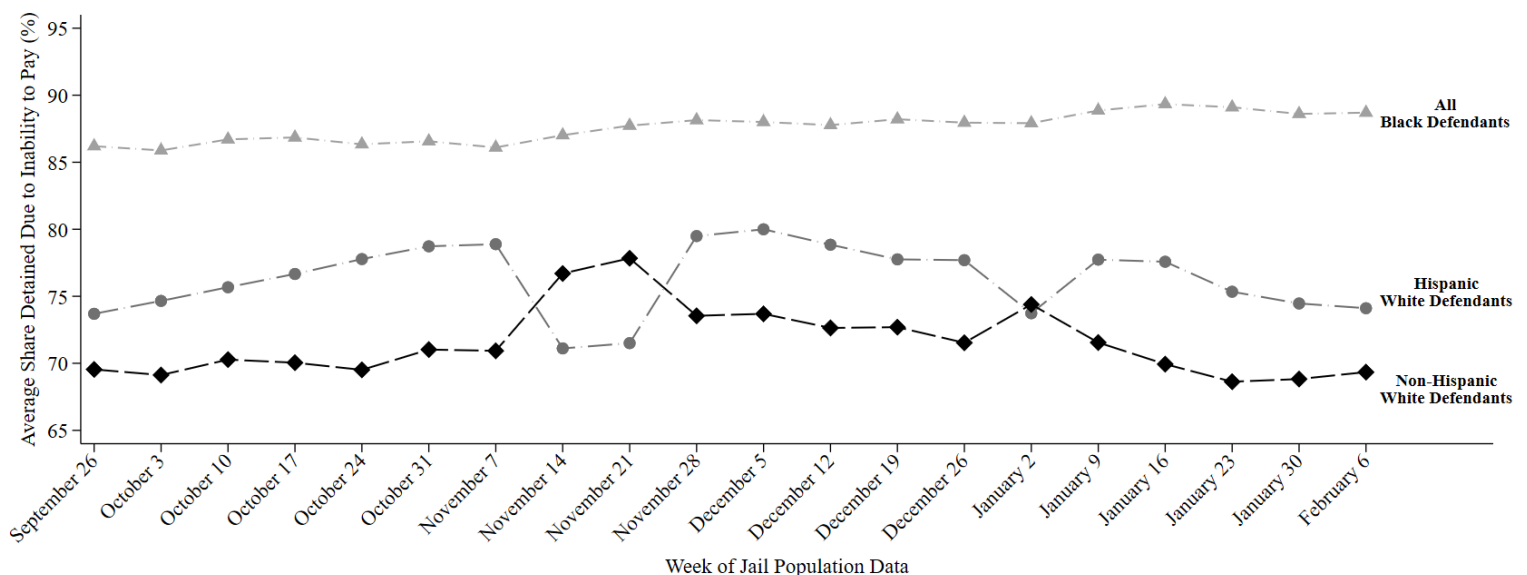
- **89% of Black defendants (200 out of 225)**
- **74% of Hispanic White defendants (54 out of 72)**
- **69% of non-Hispanic White defendants (80 out of 116)**

were detained per night based on inability to pay

Last week, among current pretrial jail inmates assigned to Judge Chambers Gray, 89% of Black defendants (200 out of 225 on an average night), 74% of Hispanic White defendants (54 out of 72 on an average night), and 69% of non-Hispanic White defendants (80 out of 116 on an average night) were detained in Harris County Jail because they couldn't afford money bail.

Judge Chambers Gray's **racial difference in the share detained due to inability to pay for Black and Non-Hispanic White defendants** is among the **50% worst** in Harris County. Her **racial difference in the share detained due to inability to pay for Hispanic and Non-Hispanic White defendants** is among the **50% best** in Harris County.

### Track Judge Chambers Gray's Share Detained Due to Inability to Pay



This report uses jail population data provided by Harris County. Share detained due to inability to pay represents the percent of current pretrial jail inmates assigned to this judge who were detained because they couldn't afford money bail.

# HARRIS COUNTY FELONY PRETRIAL DETENTION REPORT

Brought to you by the Texas Center for Justice and Equity and researchers at Harvard University

February 13, 2022 - February 19, 2022



## Lori Chambers Gray – 262<sup>nd</sup> District Court

Among current pretrial jail inmates assigned to Judge Chambers Gray:

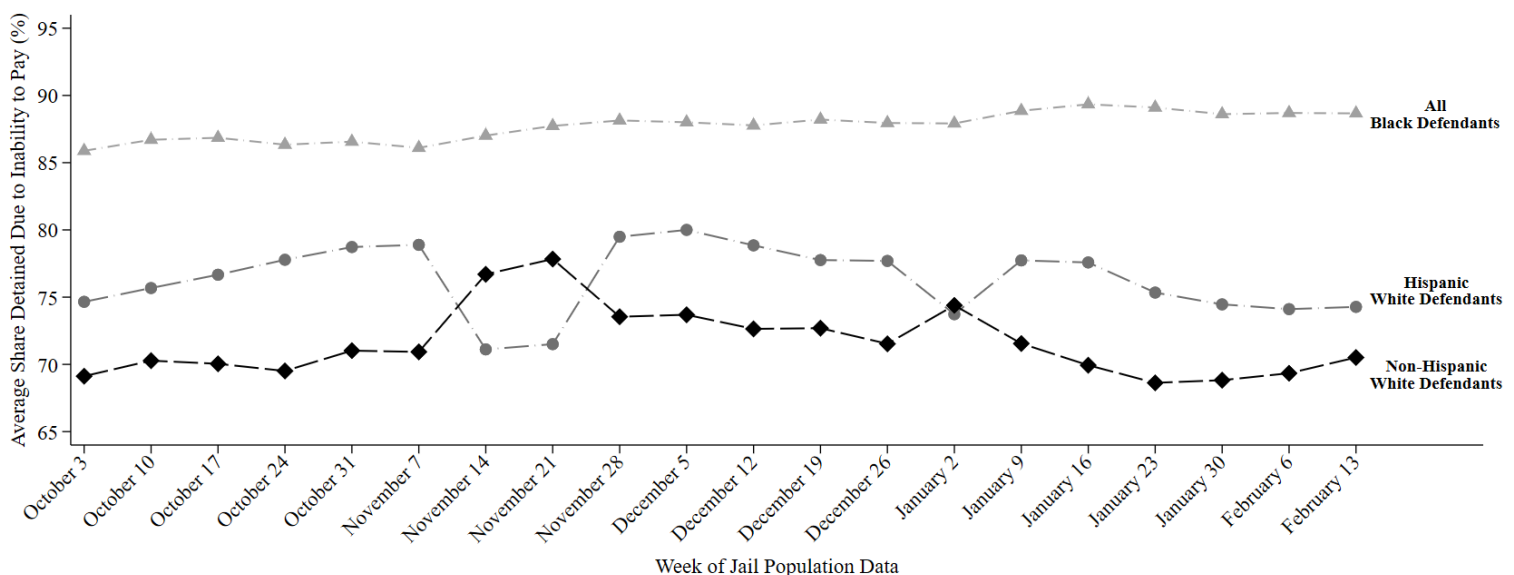
- **89% of Black defendants (203 out of 229)**
- **74% of Hispanic White defendants (55 out of 74)**
- **71% of non-Hispanic White defendants (80 out of 114)**

were detained per night based on inability to pay

Last week, among current pretrial jail inmates assigned to Judge Chambers Gray, 89% of Black defendants (203 out of 229 on an average night), 74% of Hispanic White defendants (55 out of 74 on an average night), and 71% of non-Hispanic White defendants (80 out of 114 on an average night) were detained in Harris County Jail because they couldn't afford money bail.

Judge Chambers Gray's racial difference in the share detained due to inability to pay for Black and Non-Hispanic White defendants is among the 50% worst in Harris County. Her racial difference in the share detained due to inability to pay for Hispanic and Non-Hispanic White defendants is among the 25% best in Harris County.

## Track Judge Chambers Gray's Share Detained Due to Inability to Pay



This report uses jail population data provided by Harris County. Share detained due to inability to pay represents the percent of current pretrial jail inmates assigned to this judge who were detained because they couldn't afford money bail.

# HARRIS COUNTY FELONY PRETRIAL DETENTION REPORT

*Brought to you by the Texas Center for Justice and Equity and researchers at Harvard University*

February 27, 2022 - March 5, 2022



## Lori Chambers Gray – 262<sup>nd</sup> District Court

Among current pretrial jail inmates assigned to Judge Chambers Gray:

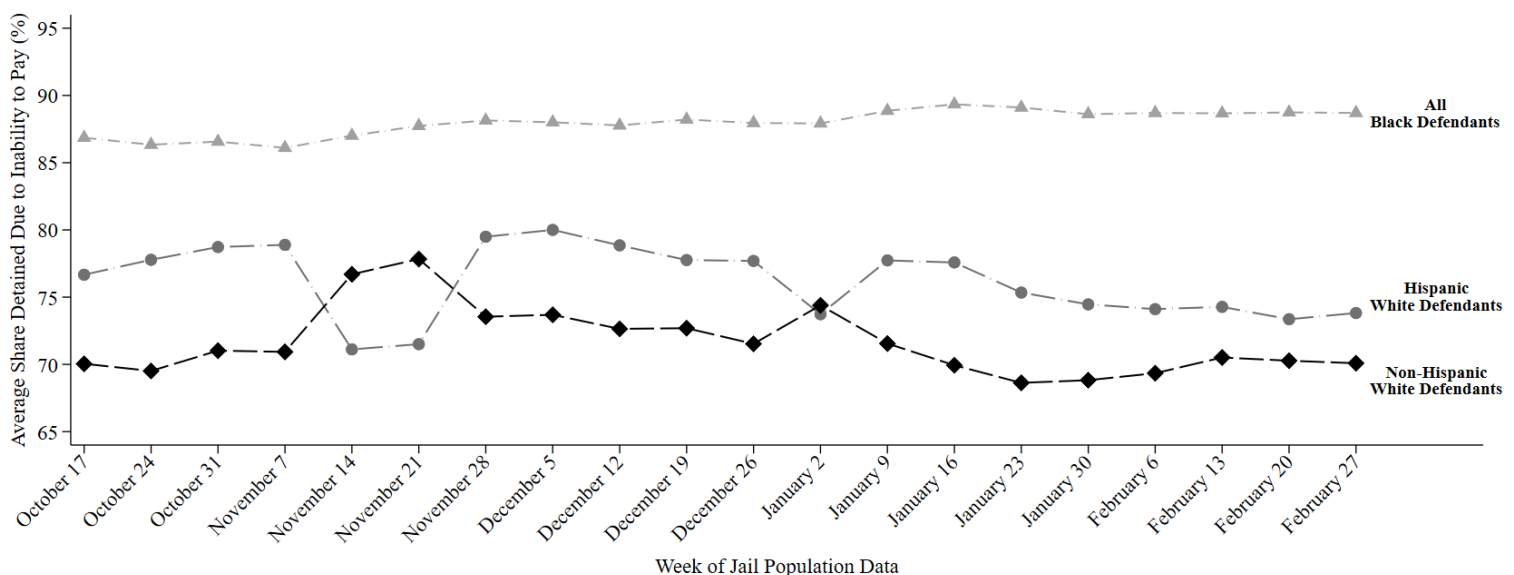
- **89% of Black defendants (207 out of 234)**
- **74% of Hispanic White defendants (54 out of 73)**
- **70% of non-Hispanic White defendants (80 out of 114)**

were detained per night based on inability to pay

Last week, among current pretrial jail inmates assigned to Judge Chambers Gray, 89% of Black defendants (207 out of 234 on an average night), 74% of Hispanic White defendants (54 out of 73 on an average night), and 70% of non-Hispanic White defendants (80 out of 114 on an average night) were detained in Harris County Jail because they couldn't afford money bail.

Judge Chambers Gray's **racial difference in the share detained due to inability to pay for Black and Non-Hispanic White defendants** is among the **50% worst** in Harris County. Her **racial difference in the share detained due to inability to pay for Hispanic and Non-Hispanic White defendants** is among the **50% best** in Harris County.

## Track Judge Chambers Gray's Share Detained Due to Inability to Pay



This report uses jail population data provided by Harris County. Share detained due to inability to pay represents the percent of current pretrial jail inmates assigned to this judge who were detained because they couldn't afford money bail.

# HARRIS COUNTY FELONY PRETRIAL DETENTION REPORT

*Brought to you by the Texas Center for Justice and Equity and researchers at Harvard University*

March 13, 2022 - March 19, 2022



## Lori Chambers Gray – 262<sup>nd</sup> District Court

Among current pretrial jail inmates assigned to Judge Chambers Gray:

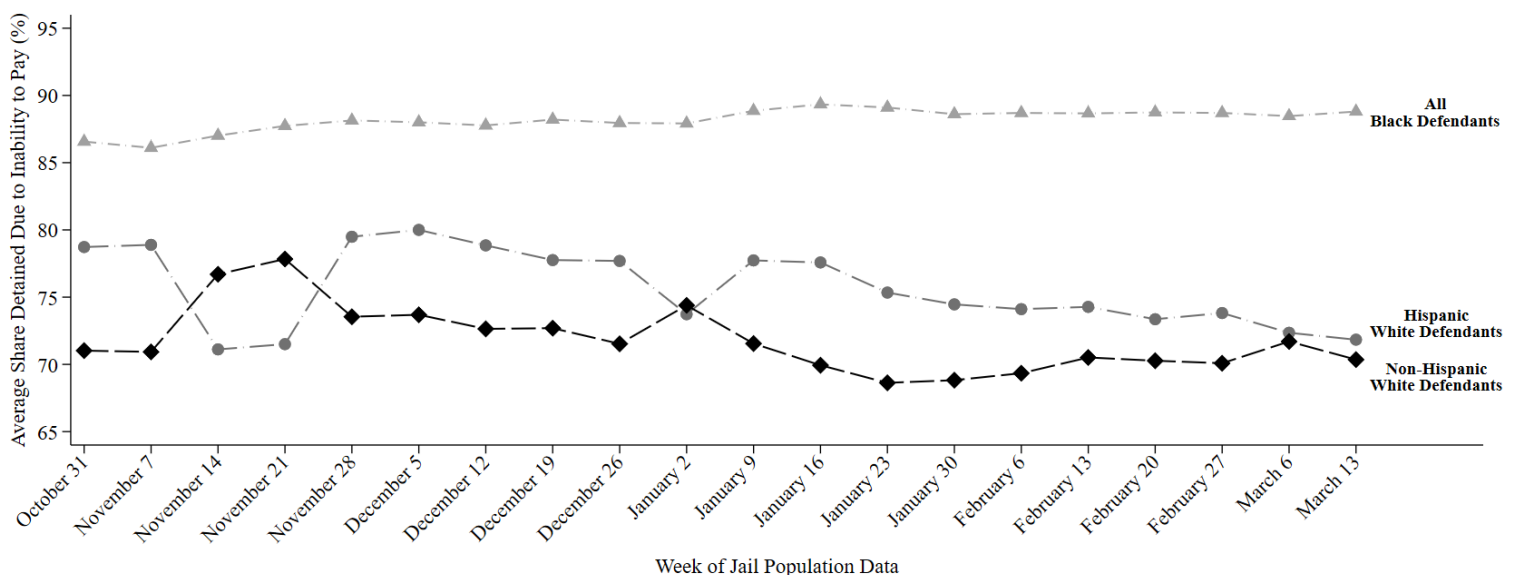
- **89% of Black defendants (210 out of 236)**
- **72% of Hispanic White defendants (54 out of 75)**
- **70% of non-Hispanic White defendants (84 out of 120)**

were detained per night based on inability to pay

Last week, among current pretrial jail inmates assigned to Judge Chambers Gray, 89% of Black defendants (210 out of 236 on an average night), 72% of Hispanic White defendants (54 out of 75 on an average night), and 70% of non-Hispanic White defendants (84 out of 120 on an average night) were detained in Harris County Jail because they couldn't afford money bail.

Judge Chambers Gray's **racial difference in the share detained due to inability to pay for Black and Non-Hispanic White defendants** is among the **50% worst** in Harris County. Her **racial difference in the share detained due to inability to pay for Hispanic and Non-Hispanic White defendants** is among the **25% best** in Harris County.

## Track Judge Chambers Gray's Share Detained Due to Inability to Pay



This report uses jail population data provided by Harris County. Share detained due to inability to pay represents the percent of current pretrial jail inmates assigned to this judge who were detained because they couldn't afford money bail.

# HARRIS COUNTY FELONY PRETRIAL DETENTION REPORT

*Brought to you by the Texas Center for Justice and Equity and researchers at Harvard University*

March 20, 2022 - March 26, 2022



## Lori Chambers Gray – 262<sup>nd</sup> District Court

Among current pretrial jail inmates assigned to Judge Chambers Gray:

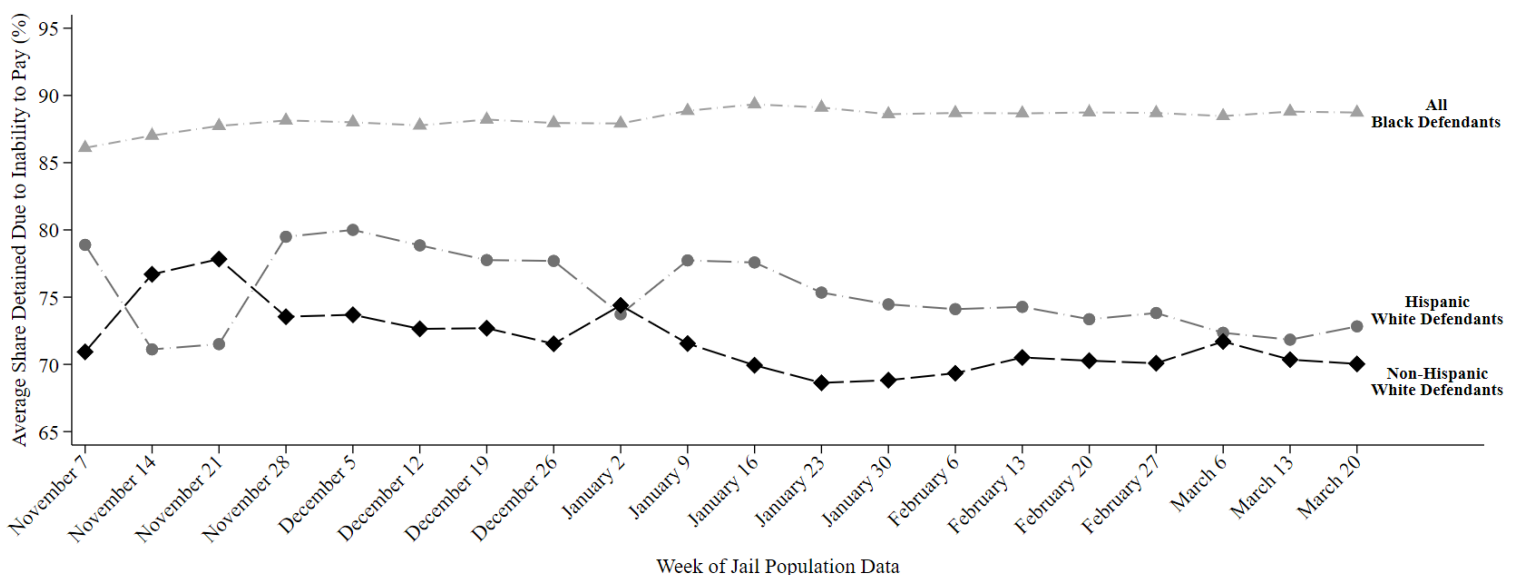
- **89% of Black defendants (210 out of 237)**
- **73% of Hispanic White defendants (56 out of 77)**
- **70% of non-Hispanic White defendants (83 out of 119)**

were detained per night based on inability to pay

Last week, among current pretrial jail inmates assigned to Judge Chambers Gray, 89% of Black defendants (210 out of 237 on an average night), 73% of Hispanic White defendants (56 out of 77 on an average night), and 70% of non-Hispanic White defendants (83 out of 119 on an average night) were detained in Harris County Jail because they couldn't afford money bail.

Judge Chambers Gray's **racial difference in the share detained due to inability to pay for Black and Non-Hispanic White defendants** is among the **50% worst** in Harris County. Her **racial difference in the share detained due to inability to pay for Hispanic and Non-Hispanic White defendants** is among the **25% best** in Harris County.

## Track Judge Chambers Gray's Share Detained Due to Inability to Pay



This report uses jail population data provided by Harris County. Share detained due to inability to pay represents the percent of current pretrial jail inmates assigned to this judge who were detained because they couldn't afford money bail.



# HARRIS COUNTY FELONY PRETRIAL DETENTION REPORT

*Brought to you by the Texas Center for Justice and Equity and researchers at Harvard University*

March 27, 2022 - April 1, 2022



## Lori Chambers Gray – 262<sup>nd</sup> District Court

Among current pretrial jail inmates assigned to Judge Chambers Gray:

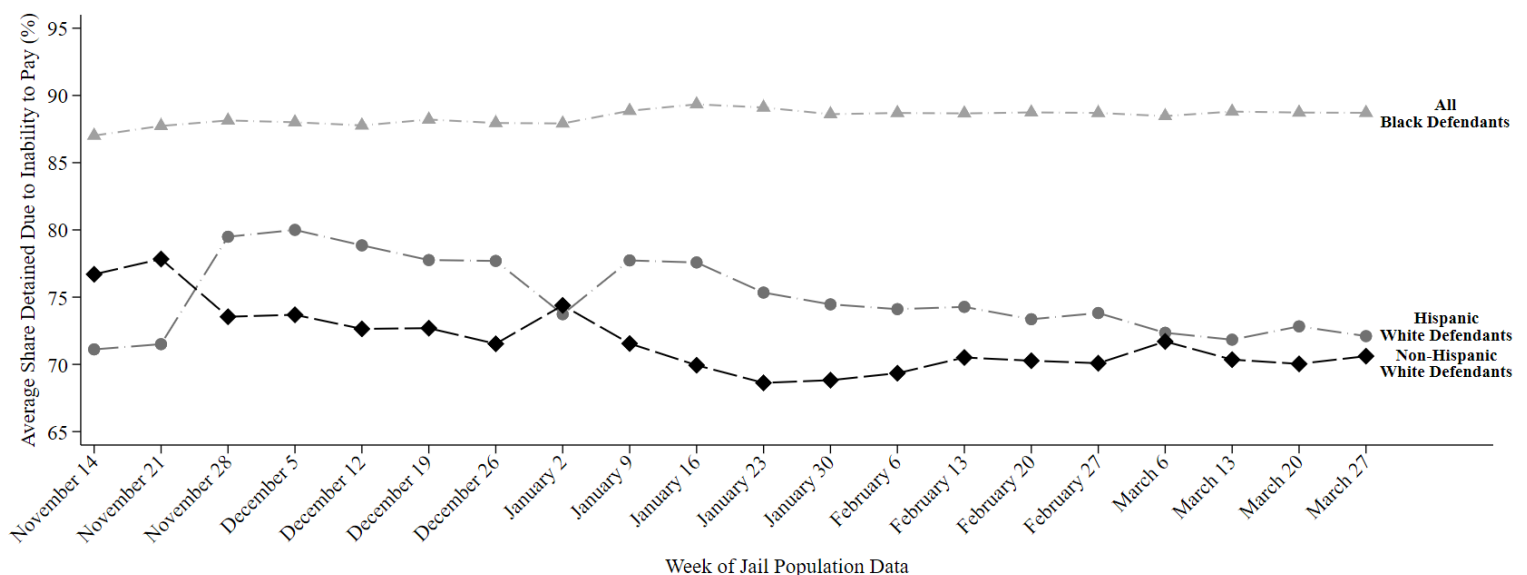
- **89% of Black defendants (212 out of 239)**
- **72% of Hispanic White defendants (56 out of 78)**
- **71% of non-Hispanic White defendants (85 out of 120)**

were detained per night based on inability to pay

Last week, among current pretrial jail inmates assigned to Judge Chambers Gray, 89% of Black defendants (212 out of 239 on an average night), 72% of Hispanic White defendants (56 out of 78 on an average night), and 71% of non-Hispanic White defendants (85 out of 120 on an average night) were detained in Harris County Jail because they couldn't afford money bail.

Judge Chambers Gray's **racial difference in the share detained due to inability to pay for Black and Non-Hispanic White defendants** is among the **50% worst** in Harris County. Her **racial difference in the share detained due to inability to pay for Hispanic and Non-Hispanic White defendants** is among the **25% best** in Harris County.

## Track Judge Chambers Gray's Share Detained Due to Inability to Pay



This report uses jail population data provided by Harris County. Share detained due to inability to pay represents the percent of current pretrial jail inmates assigned to this judge who were detained because they couldn't afford money bail.



# HARRIS COUNTY FELONY PRETRIAL DETENTION REPORT

*Brought to you by the Texas Center for Justice and Equity and researchers at Harvard University*

April 3, 2022 - April 9, 2022



## Lori Chambers Gray – 262<sup>nd</sup> District Court

Among current pretrial jail inmates assigned to Judge Chambers Gray:

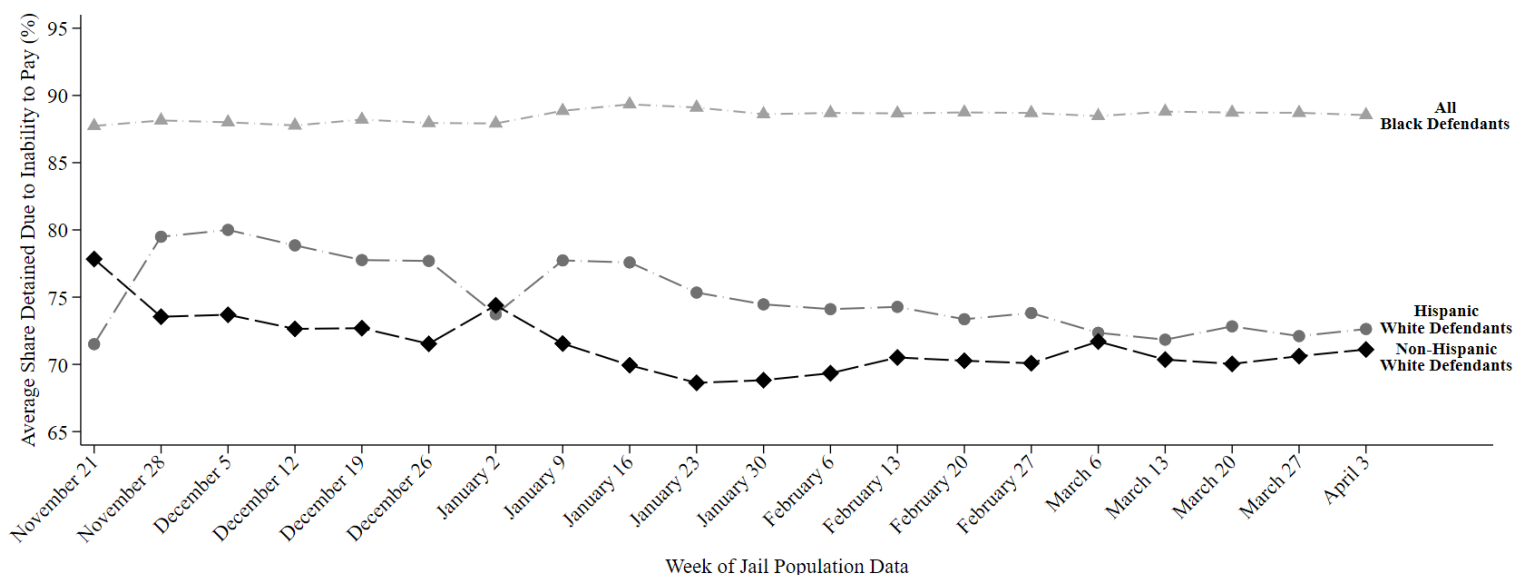
- **89% of Black defendants (210 out of 237)**
- **73% of Hispanic White defendants (58 out of 80)**
- **71% of non-Hispanic White defendants (86 out of 121)**

were detained per night based on inability to pay

Last week, among current pretrial jail inmates assigned to Judge Chambers Gray, 89% of Black defendants (210 out of 237 on an average night), 73% of Hispanic White defendants (58 out of 80 on an average night), and 71% of non-Hispanic White defendants (86 out of 121 on an average night) were detained in Harris County Jail because they couldn't afford money bail.

Judge Chambers Gray's **racial difference in the share detained due to inability to pay for Black and Non-Hispanic White defendants** is among the **50% worst** in Harris County. Her **racial difference in the share detained due to inability to pay for Hispanic and Non-Hispanic White defendants** is among the **25% best** in Harris County.

## Track Judge Chambers Gray's Share Detained Due to Inability to Pay



This report uses jail population data provided by Harris County. Share detained due to inability to pay represents the percent of current pretrial jail inmates assigned to this judge who were detained because they couldn't afford money bail.

# HARRIS COUNTY FELONY PRETRIAL DETENTION REPORT

Brought to you by the Texas Center for Justice and Equity and researchers at Harvard University

April 10, 2022 - April 16, 2022



## Lori Chambers Gray – 262<sup>nd</sup> District Court

Among current pretrial jail inmates assigned to Judge Chambers Gray:

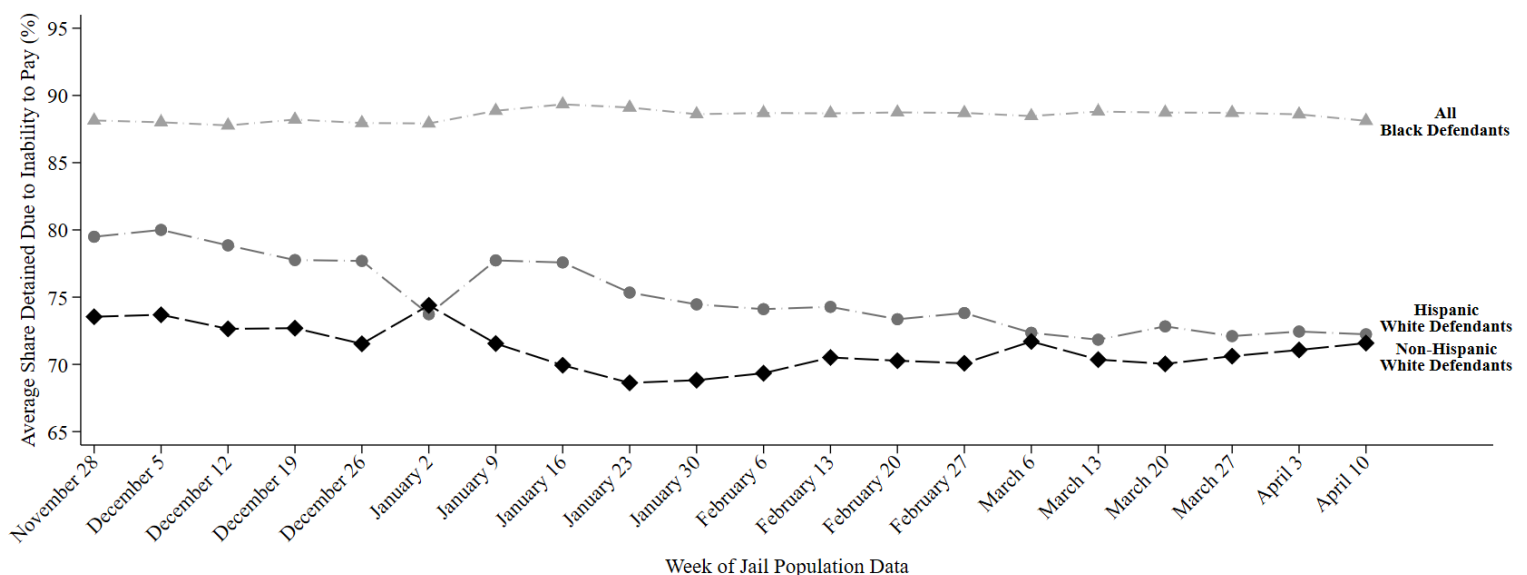
- **88% of Black defendants (209 out of 238)**
- **72% of Hispanic White defendants (59 out of 82)**
- **72% of non-Hispanic White defendants (89 out of 124)**

were detained per night based on inability to pay

Last week, among current pretrial jail inmates assigned to Judge Chambers Gray, 88% of Black defendants (209 out of 238 on an average night), 72% of Hispanic White defendants (59 out of 82 on an average night), and 72% of non-Hispanic White defendants (89 out of 124 on an average night) were detained in Harris County Jail because they couldn't afford money bail.

Judge Chambers Gray's racial difference in the share detained due to inability to pay for Black and Non-Hispanic White defendants is among the 50% best in Harris County. Her racial difference in the share detained due to inability to pay for Hispanic and Non-Hispanic White defendants is among the 25% best in Harris County.

## Track Judge Chambers Gray's Share Detained Due to Inability to Pay



This report uses jail population data provided by Harris County. Share detained due to inability to pay represents the percent of current pretrial jail inmates assigned to this judge who were detained because they couldn't afford money bail.

# HARRIS COUNTY FELONY PRETRIAL DETENTION REPORT

*Brought to you by the Texas Center for Justice and Equity and researchers at Harvard University*

April 17, 2022 - April 23, 2022



## Lori Chambers Gray – 262<sup>nd</sup> District Court

Among current pretrial jail inmates assigned to Judge Chambers Gray:

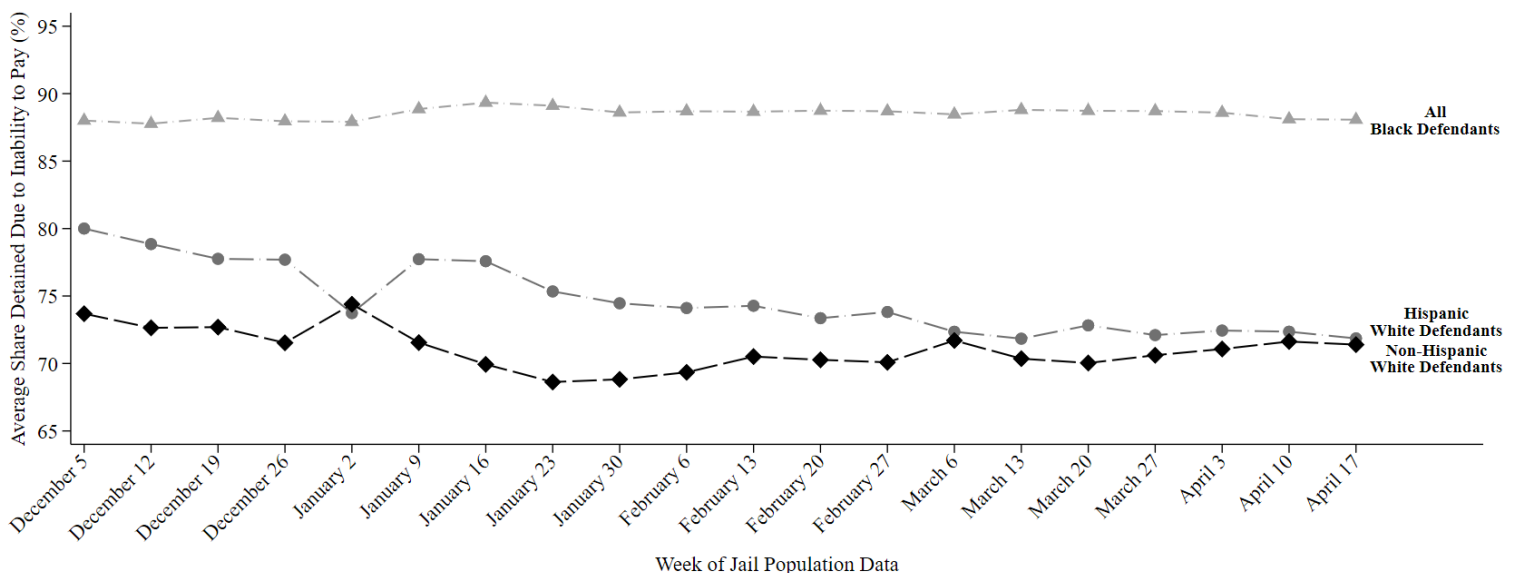
- **88% of Black defendants (211 out of 239)**
- **72% of Hispanic White defendants (59 out of 82)**
- **71% of non-Hispanic White defendants (89 out of 124)**

were detained per night based on inability to pay

Last week, among current pretrial jail inmates assigned to Judge Chambers Gray, 88% of Black defendants (211 out of 239 on an average night), 72% of Hispanic White defendants (59 out of 82 on an average night), and 71% of non-Hispanic White defendants (89 out of 124 on an average night) were detained in Harris County Jail because they couldn't afford money bail.

Judge Chambers Gray's **racial difference in the share detained due to inability to pay for Black and Non-Hispanic White defendants** is among the **50% worst** in Harris County. Her **racial difference in the share detained due to inability to pay for Hispanic and Non-Hispanic White defendants** is among the **25% best** in Harris County.

## Track Judge Chambers Gray's Share Detained Due to Inability to Pay



This report uses jail population data provided by Harris County. Share detained due to inability to pay represents the percent of current pretrial jail inmates assigned to this judge who were detained because they couldn't afford money bail.

# HARRIS COUNTY FELONY PRETRIAL DETENTION REPORT

*Brought to you by the Texas Center for Justice and Equity and researchers at Harvard University*

April 24, 2022 - April 30, 2022



## Lori Chambers Gray – 262<sup>nd</sup> District Court

Among current pretrial jail inmates assigned to Judge Chambers Gray:

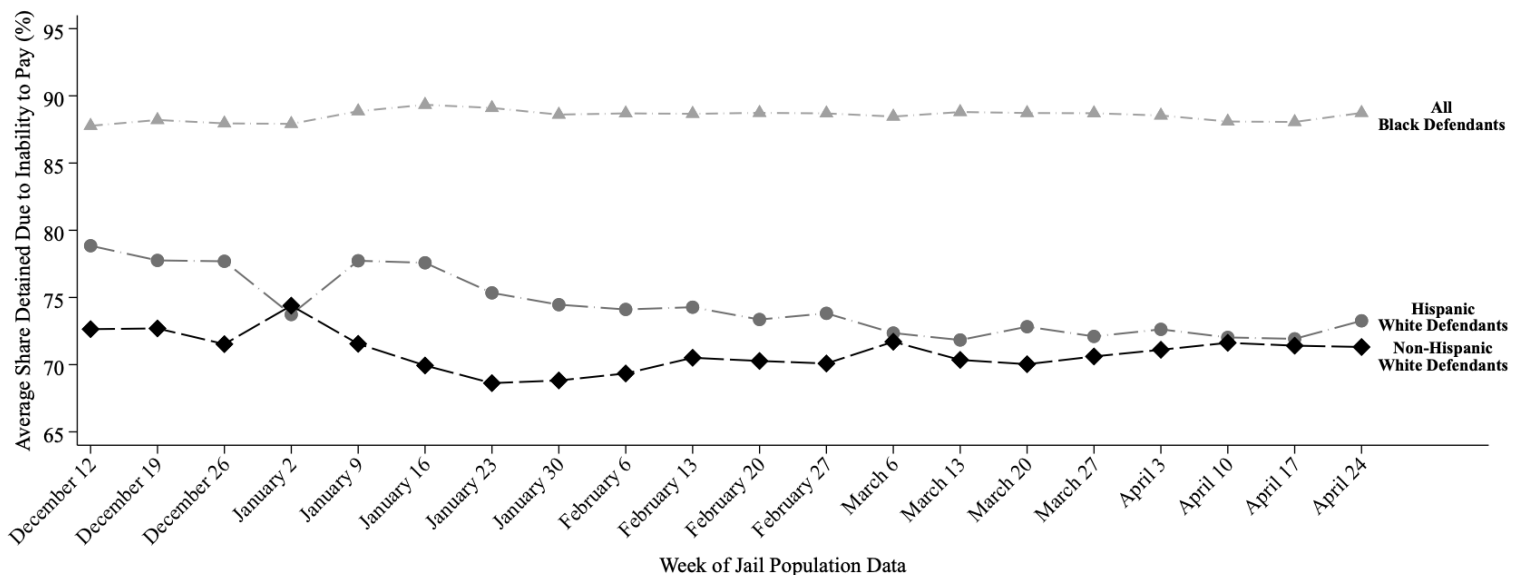
- **89% of Black defendants (210 out of 237)**
- **73% of Hispanic White defendants (60 out of 82)**
- **71% of non-Hispanic White defendants (90 out of 126)**

were detained per night based on inability to pay

Last week, among current pretrial jail inmates assigned to Judge Chambers Gray, 89% of Black defendants (210 out of 237 on an average night), 73% of Hispanic White defendants (60 out of 82 on an average night), and 71% of non-Hispanic White defendants (90 out of 126 on an average night) were detained in Harris County Jail because they couldn't afford money bail.

Judge Chambers Gray's **racial difference in the share detained due to inability to pay for Black and Non-Hispanic White defendants** is among the **50% worst** in Harris County. Her **racial difference in the share detained due to inability to pay for Hispanic and Non-Hispanic White defendants** is among the **25% best** in Harris County.

## Track Judge Chambers Gray's Share Detained Due to Inability to Pay



This report uses jail population data provided by Harris County. Share detained due to inability to pay represents the percent of current pretrial jail inmates assigned to this judge who were detained because they couldn't afford money bail.

# HARRIS COUNTY FELONY PRETRIAL DETENTION REPORT

*Brought to you by the Texas Center for Justice and Equity and researchers at Harvard University*

May 1, 2022 - May 7, 2022



## Lori Chambers Gray – 262<sup>nd</sup> District Court

Among current pretrial jail inmates assigned to Judge Chambers Gray:

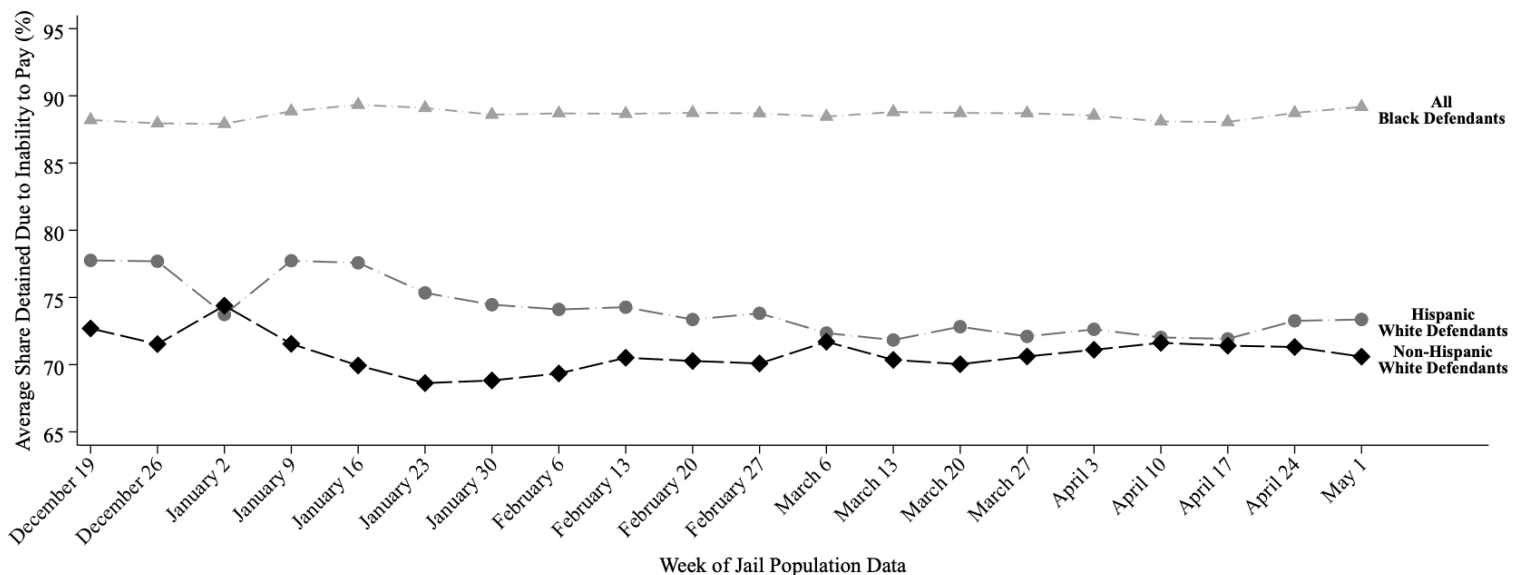
- **89% of Black defendants (216 out of 242)**
- **73% of Hispanic White defendants (58 out of 79)**
- **71% of non-Hispanic White defendants (88 out of 125)**

were detained per night based on inability to pay

Last week, among current pretrial jail inmates assigned to Judge Chambers Gray, 89% of Black defendants (216 out of 242 on an average night), 73% of Hispanic White defendants (58 out of 79 on an average night), and 71% of non-Hispanic White defendants (88 out of 125 on an average night) were detained in Harris County Jail because they couldn't afford money bail.

Judge Chambers Gray's **racial difference in the share detained due to inability to pay for Black and Non-Hispanic White defendants** is among the **50% worst** in Harris County. Her **racial difference in the share detained due to inability to pay for Hispanic and Non-Hispanic White defendants** is among the **50% best** in Harris County.

## Track Judge Chambers Gray's Share Detained Due to Inability to Pay



This report uses jail population data provided by Harris County. Share detained due to inability to pay represents the percent of current pretrial jail inmates assigned to this judge who were detained because they couldn't afford money bail.

# HARRIS COUNTY FELONY PRETRIAL DETENTION REPORT

*Brought to you by the Texas Center for Justice and Equity and researchers at Harvard University*

May 8, 2022 - May 14, 2022



## Lori Chambers Gray – 262<sup>nd</sup> District Court

Among current pretrial jail inmates assigned to Judge Chambers Gray:

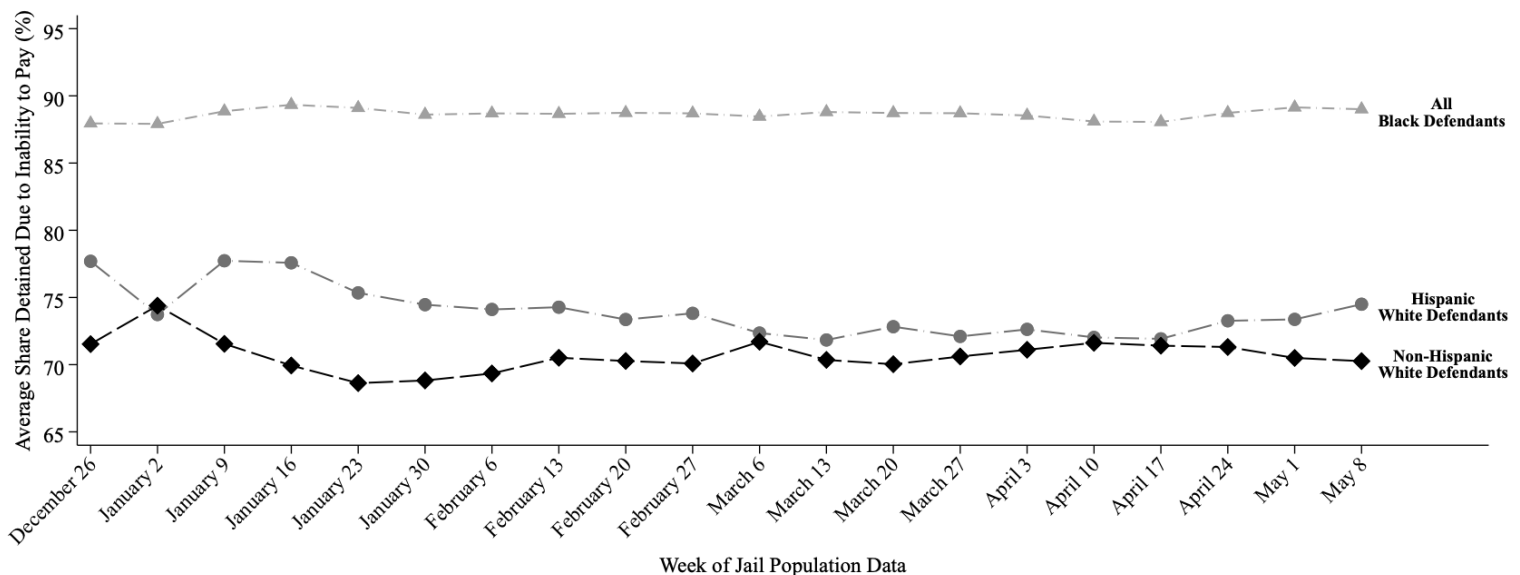
- **89% of Black defendants (219 out of 246)**
- **74% of Hispanic White defendants (58 out of 78)**
- **70% of non-Hispanic White defendants (87 out of 124)**

were detained per night based on inability to pay

Last week, among current pretrial jail inmates assigned to Judge Chambers Gray, 89% of Black defendants (219 out of 246 on an average night), 74% of Hispanic White defendants (58 out of 78 on an average night), and 70% of non-Hispanic White defendants (87 out of 124 on an average night) were detained in Harris County Jail because they couldn't afford money bail.

Judge Chambers Gray's **racial difference in the share detained due to inability to pay for Black and Non-Hispanic White defendants** is among the **50% worst** in Harris County. Her **racial difference in the share detained due to inability to pay for Hispanic and Non-Hispanic White defendants** is among the **50% best** in Harris County.

## Track Judge Chambers Gray's Share Detained Due to Inability to Pay



This report uses jail population data provided by Harris County. Share detained due to inability to pay represents the percent of current pretrial jail inmates assigned to this judge who were detained because they couldn't afford money bail.



# HARRIS COUNTY FELONY PRETRIAL DETENTION REPORT

*Brought to you by the Texas Center for Justice and Equity and researchers at Harvard University*

May 15, 2022 - May 21, 2022



## Lori Chambers Gray – 262<sup>nd</sup> District Court

Among current pretrial jail inmates assigned to Judge Chambers Gray:

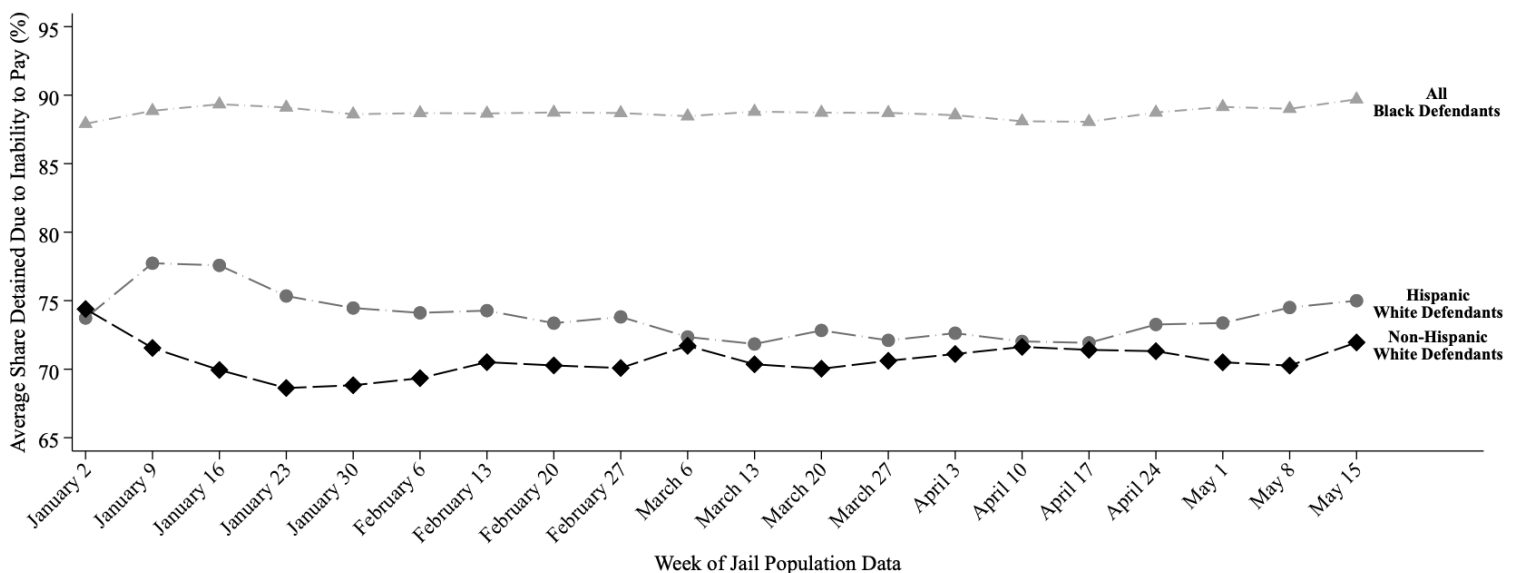
- **90% of Black defendants (219 out of 244)**
- **75% of Hispanic White defendants (60 out of 80)**
- **72% of non-Hispanic White defendants (93 out of 129)**

were detained per night based on inability to pay

Last week, among current pretrial jail inmates assigned to Judge Chambers Gray, 90% of Black defendants (219 out of 244 on an average night), 75% of Hispanic White defendants (60 out of 80 on an average night), and 72% of non-Hispanic White defendants (93 out of 129 on an average night) were detained in Harris County Jail because they couldn't afford money bail.

Judge Chambers Gray's **racial difference in the share detained due to inability to pay for Black and Non-Hispanic White defendants** is among the **50% worst** in Harris County. Her **racial difference in the share detained due to inability to pay for Hispanic and Non-Hispanic White defendants** is among the **50% best** in Harris County.

## Track Judge Chambers Gray's Share Detained Due to Inability to Pay



This report uses jail population data provided by Harris County. Share detained due to inability to pay represents the percent of current pretrial jail inmates assigned to this judge who were detained because they couldn't afford money bail.



# HARRIS COUNTY FELONY PRETRIAL DETENTION REPORT

*Brought to you by the Texas Center for Justice and Equity and researchers at Harvard University*

June 19, 2022 - June 25, 2022



## Lori Chambers Gray – 262<sup>nd</sup> District Court

Among current pretrial jail inmates assigned to Judge Chambers Gray:

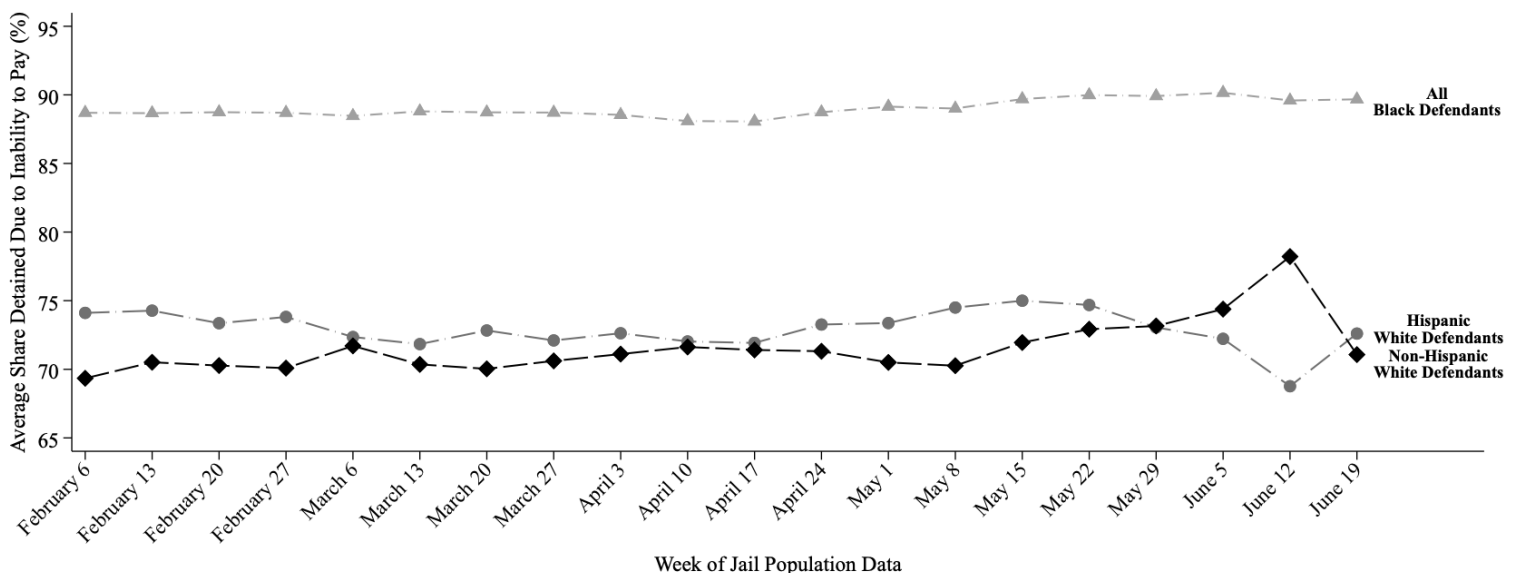
- **90% of Black defendants (222 out of 248)**
- **73% of Hispanic White defendants (62 out of 85)**
- **71% of non-Hispanic White defendants (93 out of 131)**

were detained per night based on inability to pay

Last week, among current pretrial jail inmates assigned to Judge Chambers Gray, 90% of Black defendants (222 out of 248 on an average night), 73% of Hispanic White defendants (62 out of 85 on an average night), and 71% of non-Hispanic White defendants (93 out of 131 on an average night) were detained in Harris County Jail because they couldn't afford money bail.

Judge Chambers Gray's **racial difference in the share detained due to inability to pay for Black and Non-Hispanic White defendants** is among the **50% worst** in Harris County. Her **racial difference in the share detained due to inability to pay for Hispanic and Non-Hispanic White defendants** is among the **25% best** in Harris County.

## Track Judge Chambers Gray's Share Detained Due to Inability to Pay



This report uses jail population data provided by Harris County. Share detained due to inability to pay represents the percent of current pretrial jail inmates assigned to this judge who were detained because they couldn't afford money bail.

# HARRIS COUNTY FELONY PRETRIAL DETENTION REPORT

*Brought to you by the Texas Center for Justice and Equity and researchers at Harvard University*

July 3, 2022 - July 9, 2022



## Lori Chambers Gray – 262<sup>nd</sup> District Court

Among current pretrial jail inmates assigned to Judge Chambers Gray:

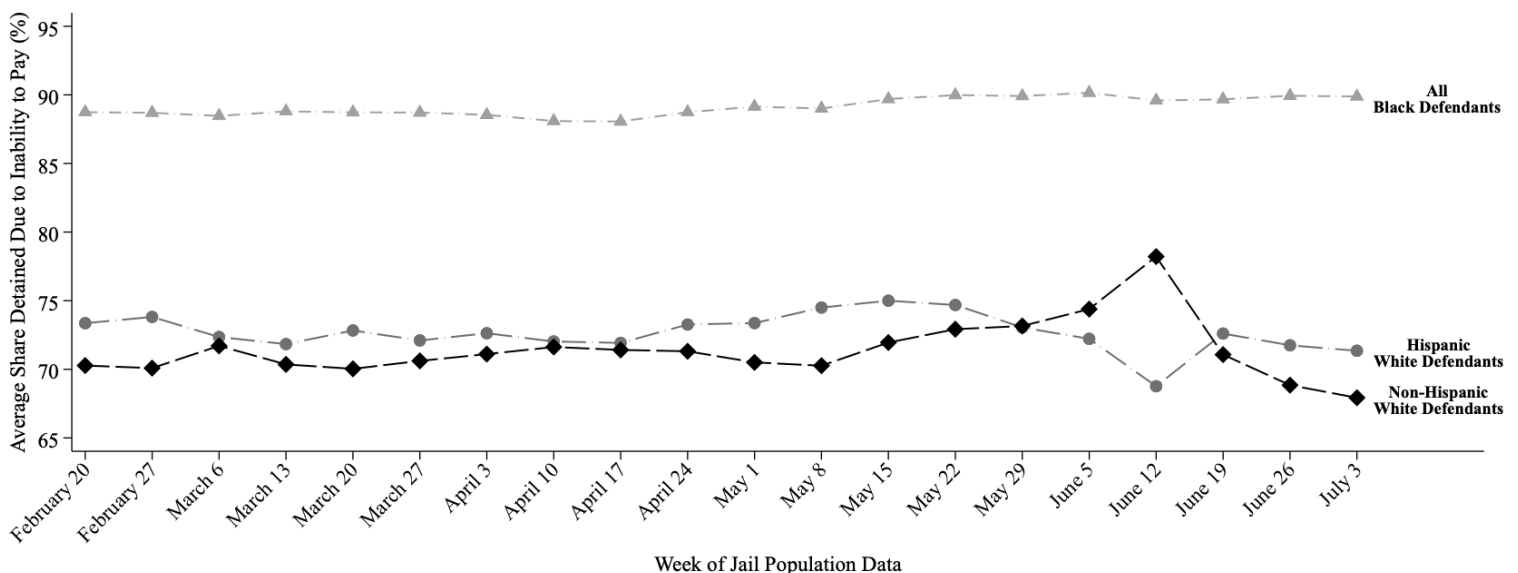
- **90% of Black defendants (221 out of 246)**
- **71% of Hispanic White defendants (58 out of 81)**
- **68% of non-Hispanic White defendants (90 out of 132)**

were detained per night based on inability to pay

Last week, among current pretrial jail inmates assigned to Judge Chambers Gray, 90% of Black defendants (221 out of 246 on an average night), 71% of Hispanic White defendants (58 out of 81 on an average night), and 68% of non-Hispanic White defendants (90 out of 132 on an average night) were detained in Harris County Jail because they couldn't afford money bail.

Judge Chambers Gray's **racial difference in the share detained due to inability to pay for Black and Non-Hispanic White defendants** is among the **25% worst** in Harris County. Her **racial difference in the share detained due to inability to pay for Hispanic and Non-Hispanic White defendants** is among the **50% best** in Harris County.

## Track Judge Chambers Gray's Share Detained Due to Inability to Pay



This report uses jail population data provided by Harris County. Share detained due to inability to pay represents the percent of current pretrial jail inmates assigned to this judge who were detained because they couldn't afford money bail.

# HARRIS COUNTY FELONY PRETRIAL DETENTION REPORT

*Brought to you by the Texas Center for Justice and Equity and researchers at Harvard University*

July 10, 2022 - July 16, 2022



## Lori Chambers Gray – 262<sup>nd</sup> District Court

Among current pretrial jail inmates assigned to Judge Chambers Gray:

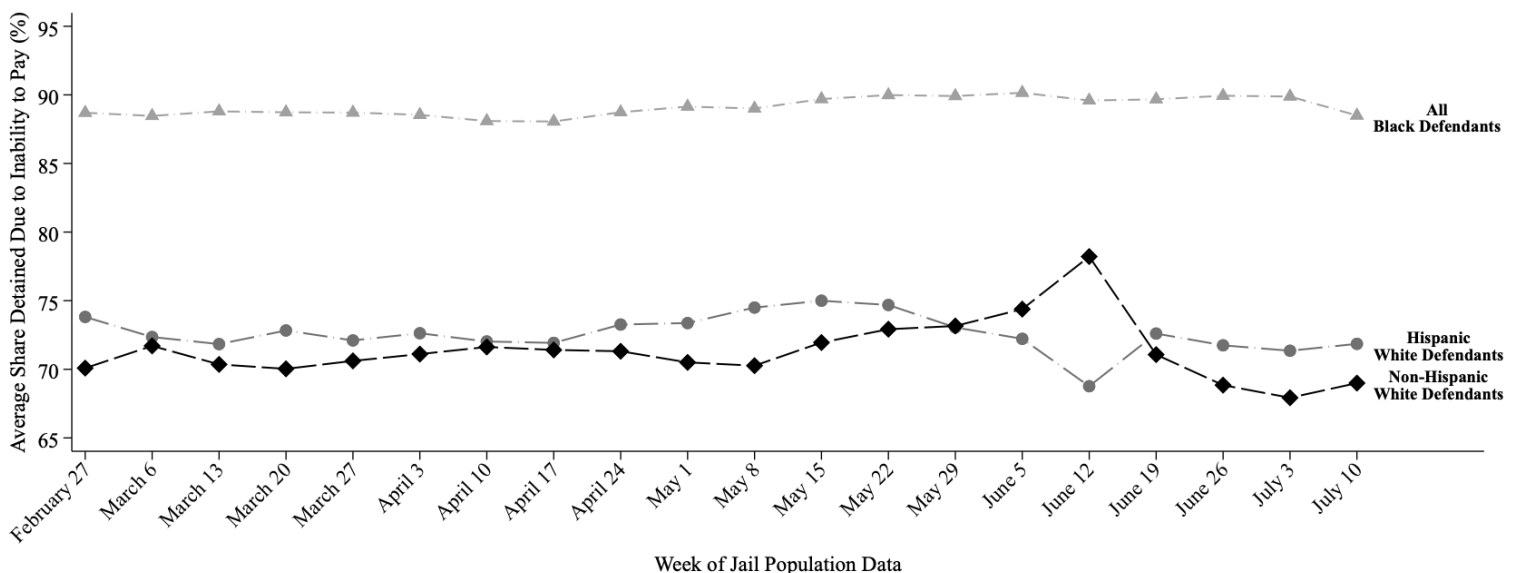
- **88% of Black defendants (214 out of 242)**
- **72% of Hispanic White defendants (59 out of 82)**
- **69% of non-Hispanic White defendants (93 out of 135)**

were detained per night based on inability to pay

Last week, among current pretrial jail inmates assigned to Judge Chambers Gray, 88% of Black defendants (214 out of 242 on an average night), 72% of Hispanic White defendants (59 out of 82 on an average night), and 69% of non-Hispanic White defendants (93 out of 135 on an average night) were detained in Harris County Jail because they couldn't afford money bail.

Judge Chambers Gray's **racial difference in the share detained due to inability to pay for Black and Non-Hispanic White defendants** is among the **50% worst** in Harris County. Her **racial difference in the share detained due to inability to pay for Hispanic and Non-Hispanic White defendants** is among the **50% best** in Harris County.

## Track Judge Chambers Gray's Share Detained Due to Inability to Pay



This report uses jail population data provided by Harris County. Share detained due to inability to pay represents the percent of current pretrial jail inmates assigned to this judge who were detained because they couldn't afford money bail.

# HARRIS COUNTY FELONY PRETRIAL DETENTION REPORT

*Brought to you by the Texas Center for Justice and Equity and researchers at Harvard University*

July 17, 2022 - July 23, 2022



## Lori Chambers Gray – 262<sup>nd</sup> District Court

Among current pretrial jail inmates assigned to Judge Chambers Gray:

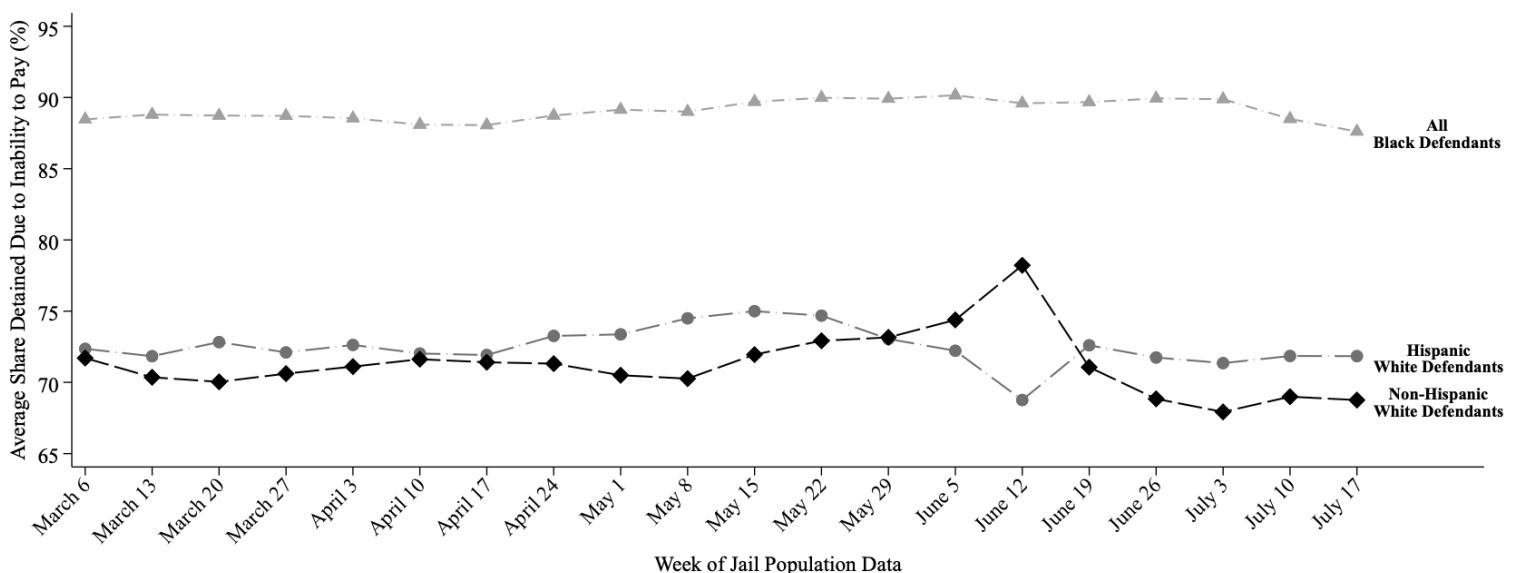
- **88% of Black defendants (211 out of 241)**
- **72% of Hispanic White defendants (58 out of 81)**
- **69% of non-Hispanic White defendants (91 out of 133)**

were detained per night based on inability to pay

Last week, among current pretrial jail inmates assigned to Judge Chambers Gray, 88% of Black defendants (211 out of 241 on an average night), 72% of Hispanic White defendants (58 out of 81 on an average night), and 69% of non-Hispanic White defendants (91 out of 133 on an average night) were detained in Harris County Jail because they couldn't afford money bail.

Judge Chambers Gray's **racial difference in the share detained due to inability to pay for Black and Non-Hispanic White defendants** is among the **50% worst** in Harris County. Her **racial difference in the share detained due to inability to pay for Hispanic and Non-Hispanic White defendants** is among the **50% best** in Harris County.

## Track Judge Chambers Gray's Share Detained Due to Inability to Pay



This report uses jail population data provided by Harris County. Share detained due to inability to pay represents the percent of current pretrial jail inmates assigned to this judge who were detained because they couldn't afford money bail.

# HARRIS COUNTY FELONY PRETRIAL DETENTION REPORT

*Brought to you by the Texas Center for Justice and Equity and researchers at Harvard University*

July 24, 2022 - July 30, 2022



## Lori Chambers Gray – 262<sup>nd</sup> District Court

Among current pretrial jail inmates assigned to Judge Chambers Gray:

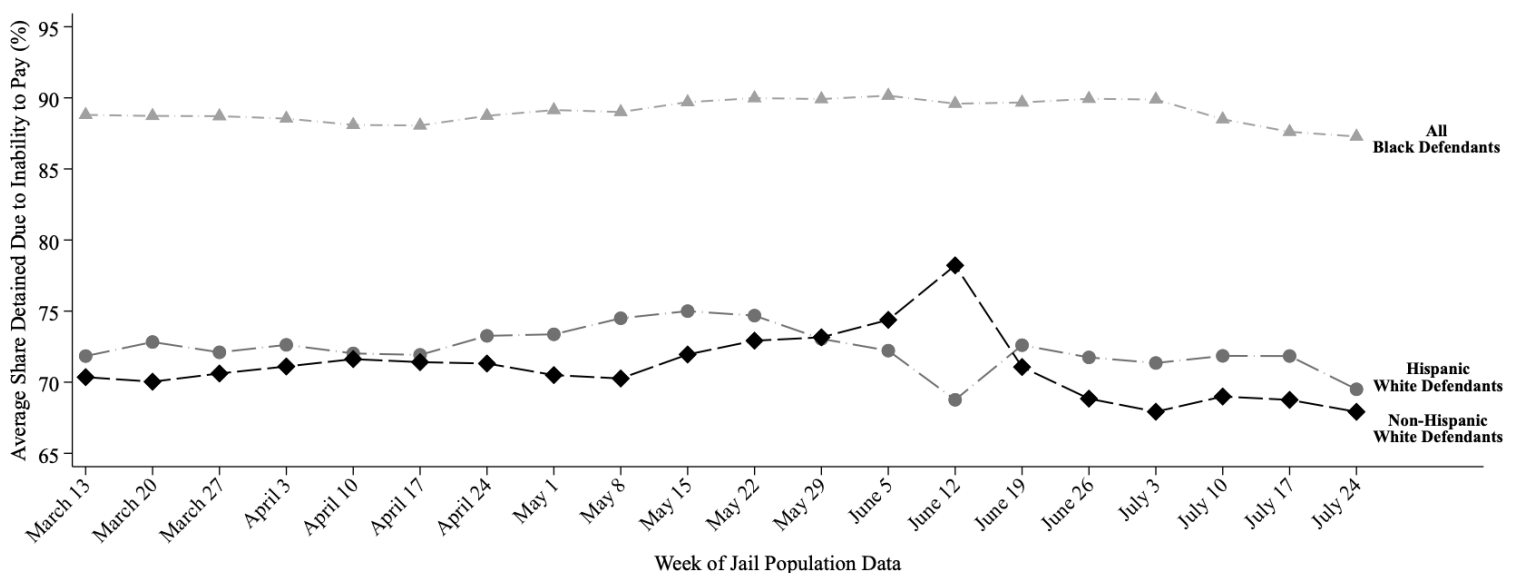
- **87% of Black defendants (211 out of 241)**
- **70% of Hispanic White defendants (54 out of 77)**
- **68% of non-Hispanic White defendants (85 out of 126)**

were detained per night based on inability to pay

Last week, among current pretrial jail inmates assigned to Judge Chambers Gray, 87% of Black defendants (211 out of 241 on an average night), 70% of Hispanic White defendants (54 out of 77 on an average night), and 68% of non-Hispanic White defendants (85 out of 126 on an average night) were detained in Harris County Jail because they couldn't afford money bail.

Judge Chambers Gray's **racial difference in the share detained due to inability to pay for Black and Non-Hispanic White defendants** is among the **50% worst** in Harris County. Her **racial difference in the share detained due to inability to pay for Hispanic and Non-Hispanic White defendants** is among the **25% best** in Harris County.

## Track Judge Chambers Gray's Share Detained Due to Inability to Pay



This report uses jail population data provided by Harris County. Share detained due to inability to pay represents the percent of current pretrial jail inmates assigned to this judge who were detained because they couldn't afford money bail.

# HARRIS COUNTY FELONY PRETRIAL DETENTION REPORT

*Brought to you by the Texas Center for Justice and Equity and researchers at Harvard University*

August 7, 2022 - August 13, 2022



## Lori Chambers Gray – 262<sup>nd</sup> District Court

Among current pretrial jail inmates assigned to Judge Chambers Gray:

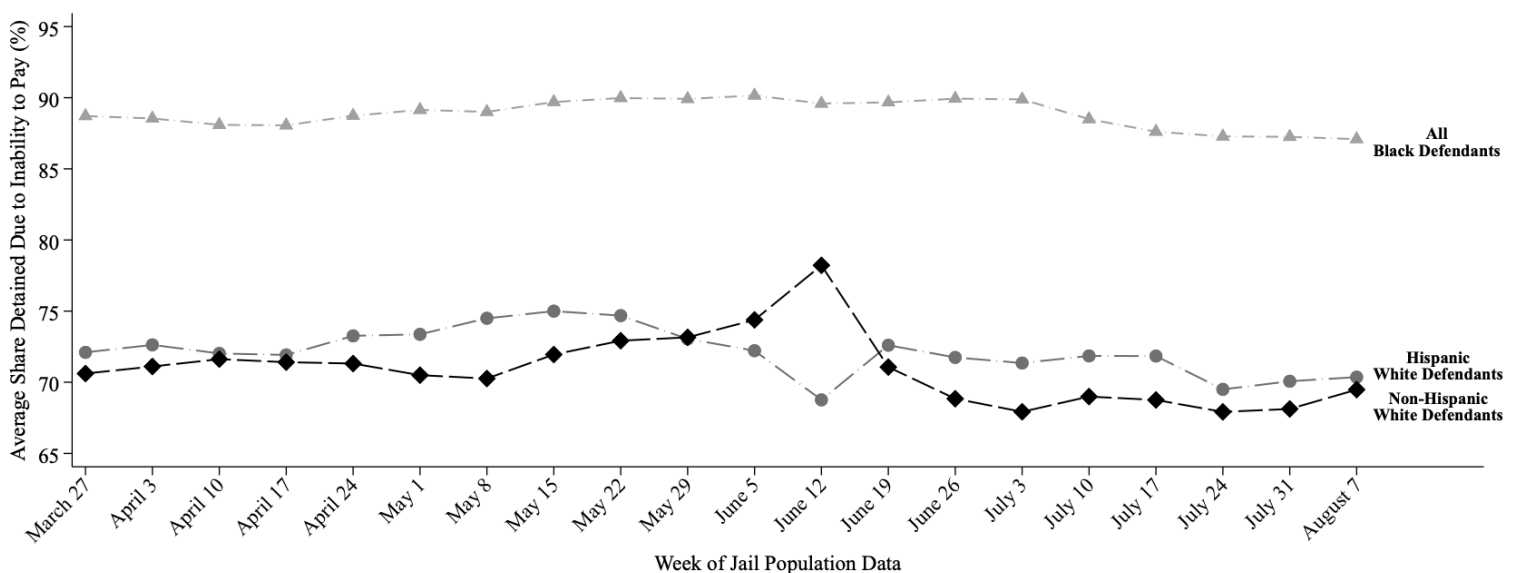
- **87% of Black defendants (212 out of 243)**
- **70% of Hispanic White defendants (55 out of 78)**
- **69% of non-Hispanic White defendants (89 out of 128)**

were detained per night based on inability to pay

Last week, among current pretrial jail inmates assigned to Judge Chambers Gray, 87% of Black defendants (212 out of 243 on an average night), 70% of Hispanic White defendants (55 out of 78 on an average night), and 69% of non-Hispanic White defendants (89 out of 128 on an average night) were detained in Harris County Jail because they couldn't afford money bail.

Judge Chambers Gray's **racial difference in the share detained due to inability to pay for Black and Non-Hispanic White defendants** is among the **50% worst** in Harris County. Her **racial difference in the share detained due to inability to pay for Hispanic and Non-Hispanic White defendants** is among the **25% best** in Harris County.

## Track Judge Chambers Gray's Share Detained Due to Inability to Pay



This report uses jail population data provided by Harris County. Share detained due to inability to pay represents the percent of current pretrial jail inmates assigned to this judge who were detained because they couldn't afford money bail.



# HARRIS COUNTY FELONY PRETRIAL DETENTION REPORT

*Brought to you by the Texas Center for Justice and Equity and researchers at Harvard University*

August 21, 2022 - August 27, 2022



## Lori Chambers Gray – 262<sup>nd</sup> District Court

Among current pretrial jail inmates assigned to Judge Chambers Gray:

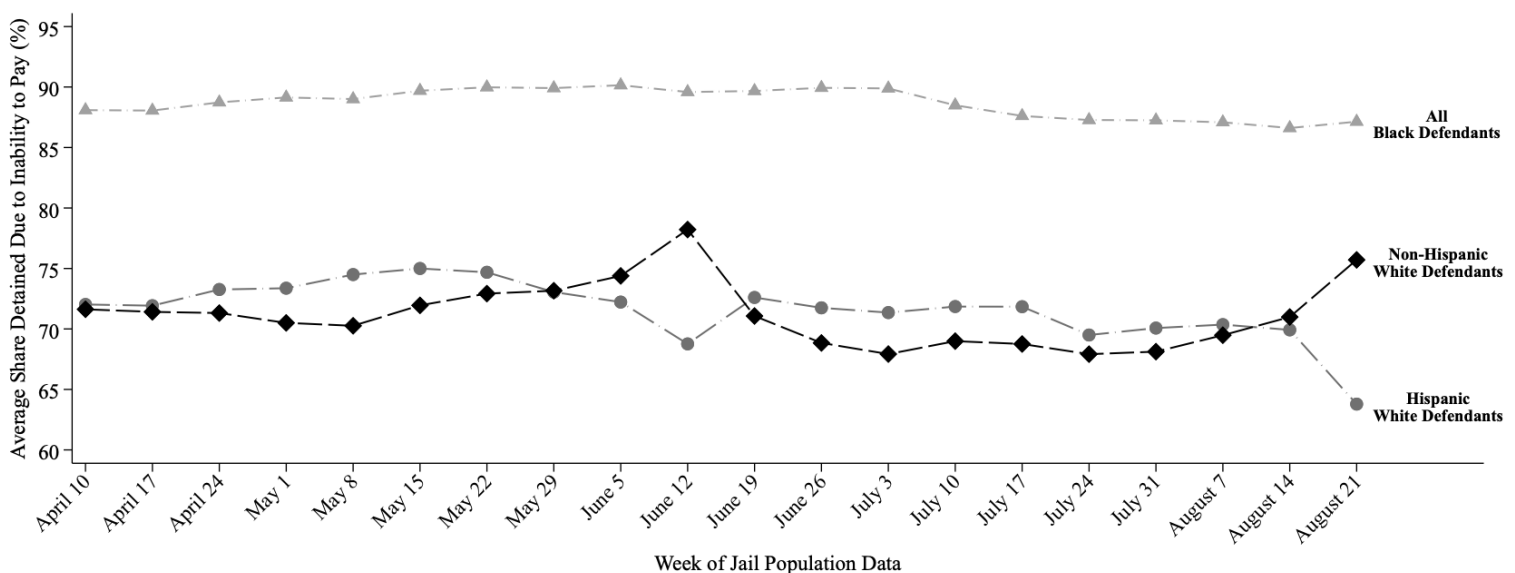
- **87% of Black defendants (216 out of 248)**
- **64% of Hispanic White defendants (71 out of 111)**
- **76% of non-Hispanic White defendants (69 out of 91)**

were detained per night based on inability to pay

Last week, among current pretrial jail inmates assigned to Judge Chambers Gray, 87% of Black defendants (216 out of 248 on an average night), 64% of Hispanic White defendants (71 out of 111 on an average night), and 76% of non-Hispanic White defendants (69 out of 91 on an average night) were detained in Harris County Jail because they couldn't afford money bail.

Judge Chambers Gray's racial difference in the share detained due to inability to pay for Black and Non-Hispanic White defendants is among the 50% worst in Harris County. Her racial difference in the share detained due to inability to pay for Hispanic and Non-Hispanic White defendants is among the 50% best in Harris County.

## Track Judge Chambers Gray's Share Detained Due to Inability to Pay



This report uses jail population data provided by Harris County. Share detained due to inability to pay represents the percent of current pretrial jail inmates assigned to this judge who were detained because they couldn't afford money bail.

# HARRIS COUNTY FELONY PRETRIAL DETENTION REPORT

*Brought to you by the Texas Center for Justice and Equity and researchers at Harvard University*

August 28, 2022 - September 3, 2022



## Lori Chambers Gray – 262<sup>nd</sup> District Court

Among current pretrial jail inmates assigned to Judge Chambers Gray:

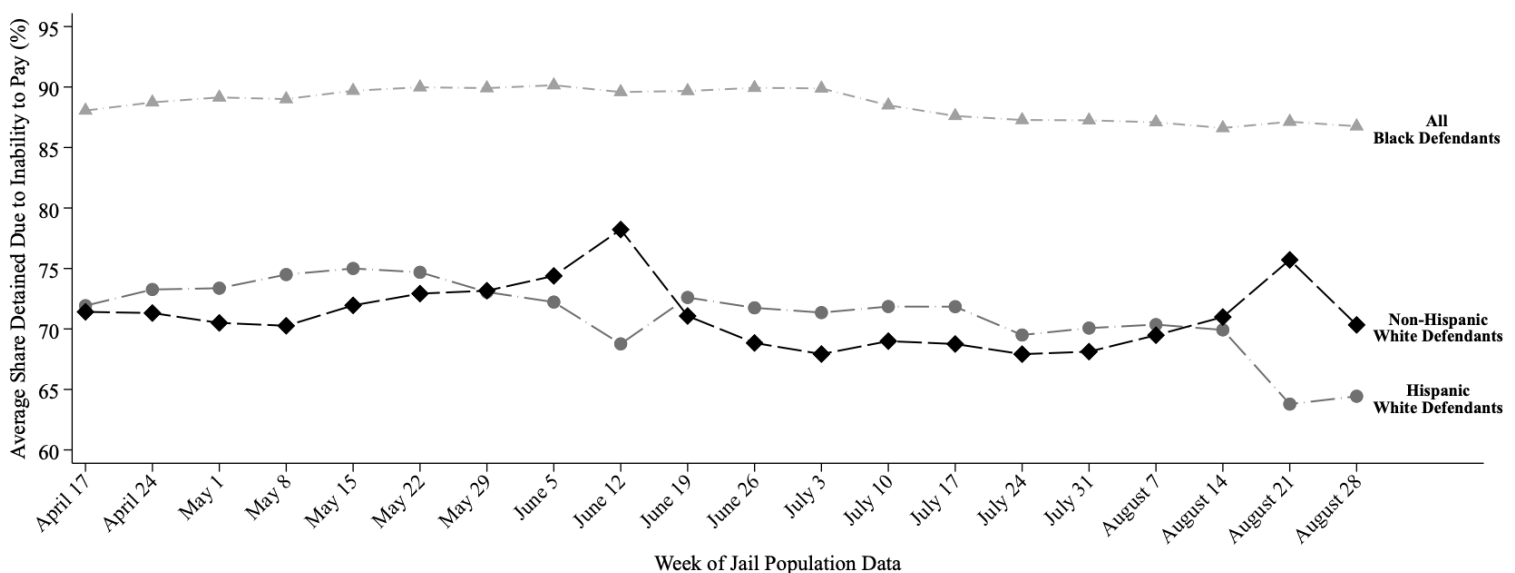
- **87% of Black defendants (219 out of 252)**
- **64% of Hispanic White defendants (48 out of 75)**
- **70% of non-Hispanic White defendants (89 out of 127)**

were detained per night based on inability to pay

Last week, among current pretrial jail inmates assigned to Judge Chambers Gray, 87% of Black defendants (219 out of 252 on an average night), 64% of Hispanic White defendants (48 out of 75 on an average night), and 70% of non-Hispanic White defendants (89 out of 127 on an average night) were detained in Harris County Jail because they couldn't afford money bail.

Judge Chambers Gray's racial difference in the share detained due to inability to pay for Black and Non-Hispanic White defendants is among the 50% best in Harris County. Her racial difference in the share detained due to inability to pay for Hispanic and Non-Hispanic White defendants is among the 50% worst in Harris County.

## Track Judge Chambers Gray's Share Detained Due to Inability to Pay



This report uses jail population data provided by Harris County. Share detained due to inability to pay represents the percent of current pretrial jail inmates assigned to this judge who were detained because they couldn't afford money bail.

# HARRIS COUNTY FELONY PRETRIAL DETENTION REPORT

*Brought to you by the Texas Center for Justice and Equity and researchers at Harvard University*

September 4, 2022 - September 10, 2022



## Lori Chambers Gray – 262<sup>nd</sup> District Court

Among current pretrial jail inmates assigned to Judge Chambers Gray:

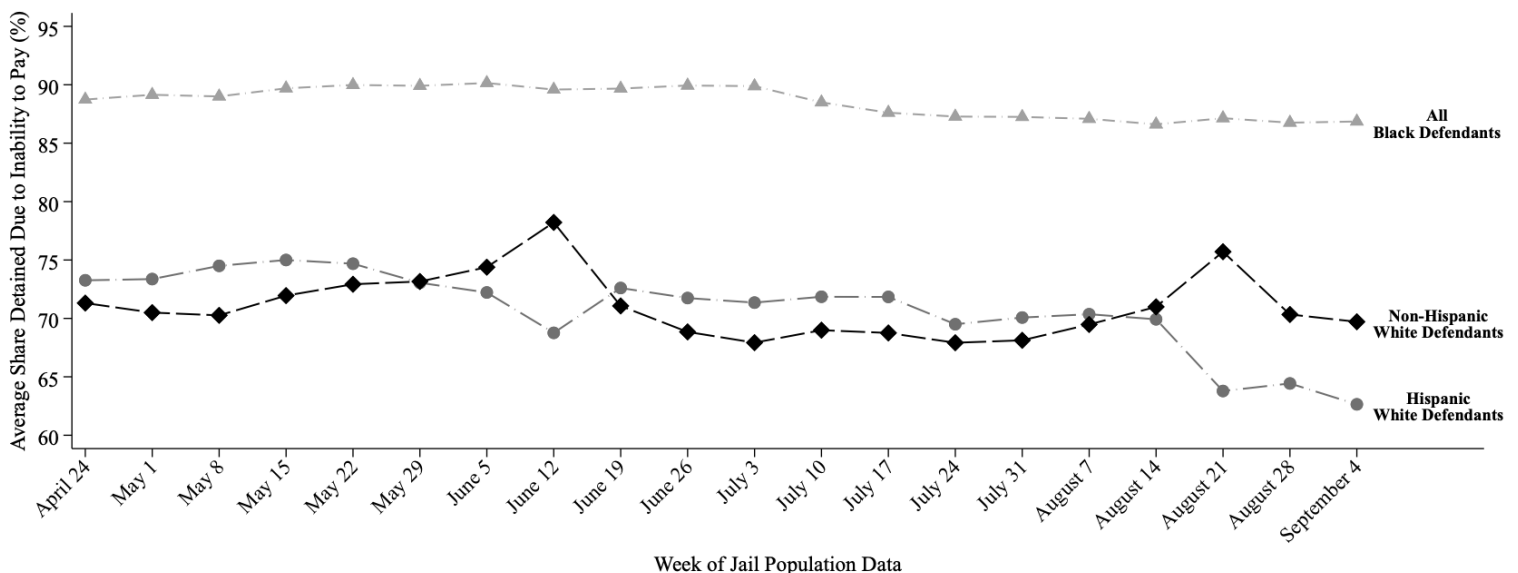
- **87% of Black defendants (226 out of 260)**
- **63% of Hispanic White defendants (45 out of 72)**
- **70% of non-Hispanic White defendants (87 out of 125)**

were detained per night based on inability to pay

Last week, among current pretrial jail inmates assigned to Judge Chambers Gray, 87% of Black defendants (226 out of 260 on an average night), 63% of Hispanic White defendants (45 out of 72 on an average night), and 70% of non-Hispanic White defendants (87 out of 125 on an average night) were detained in Harris County Jail because they couldn't afford money bail.

Judge Chambers Gray's racial difference in the share detained due to inability to pay for Black and Non-Hispanic White defendants is among the 50% best in Harris County. Her racial difference in the share detained due to inability to pay for Hispanic and Non-Hispanic White defendants is among the 50% worst in Harris County.

## Track Judge Chambers Gray's Share Detained Due to Inability to Pay



This report uses jail population data provided by Harris County. Share detained due to inability to pay represents the percent of current pretrial jail inmates assigned to this judge who were detained because they couldn't afford money bail.

# HARRIS COUNTY FELONY PRETRIAL DETENTION REPORT

*Brought to you by the Texas Center for Justice and Equity and researchers at Harvard University*

October 2, 2022 - October 8, 2022



## Lori Chambers Gray – 262<sup>nd</sup> District Court

Among current pretrial jail inmates assigned to Judge Chambers Gray:

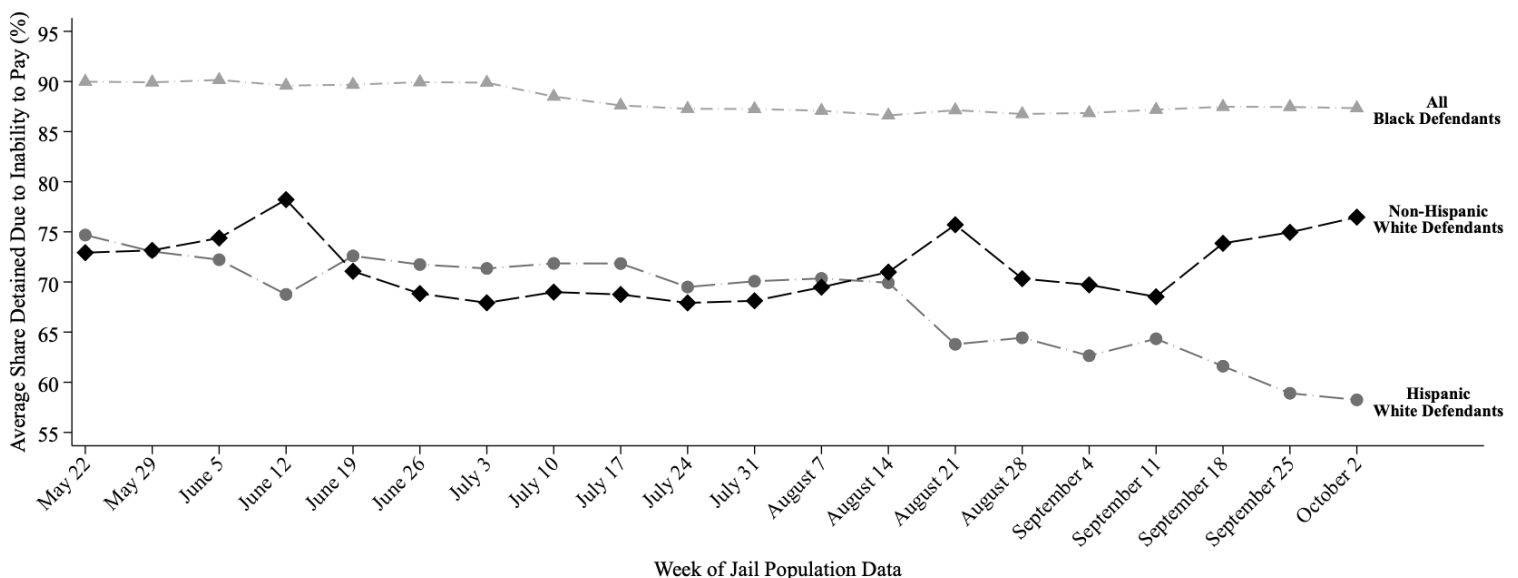
- **87% of Black defendants (226 out of 258)**
- **58% of Hispanic White defendants (64 out of 109)**
- **76% of non-Hispanic White defendants (61 out of 80)**

were detained per night based on inability to pay

Last week, among current pretrial jail inmates assigned to Judge Chambers Gray, 87% of Black defendants (226 out of 258 on an average night), 58% of Hispanic White defendants (64 out of 109 on an average night), and 76% of non-Hispanic White defendants (61 out of 80 on an average night) were detained in Harris County Jail because they couldn't afford money bail.

Judge Chambers Gray's racial difference in the share detained due to inability to pay for Black and Non-Hispanic White defendants is among the 50% worst in Harris County. Her racial difference in the share detained due to inability to pay for Hispanic and Non-Hispanic White defendants is among the 25% worst in Harris County.

## Track Judge Chambers Gray's Share Detained Due to Inability to Pay



This report uses jail population data provided by Harris County. Share detained due to inability to pay represents the percent of current pretrial jail inmates assigned to this judge who were detained because they couldn't afford money bail.

# HARRIS COUNTY FELONY PRETRIAL DETENTION REPORT

Brought to you by the Texas Center for Justice and Equity and researchers at Harvard University

October 9, 2022 - October 15, 2022



## Lori Chambers Gray – 262<sup>nd</sup> District Court

Among current pretrial jail inmates assigned to Judge Chambers Gray:

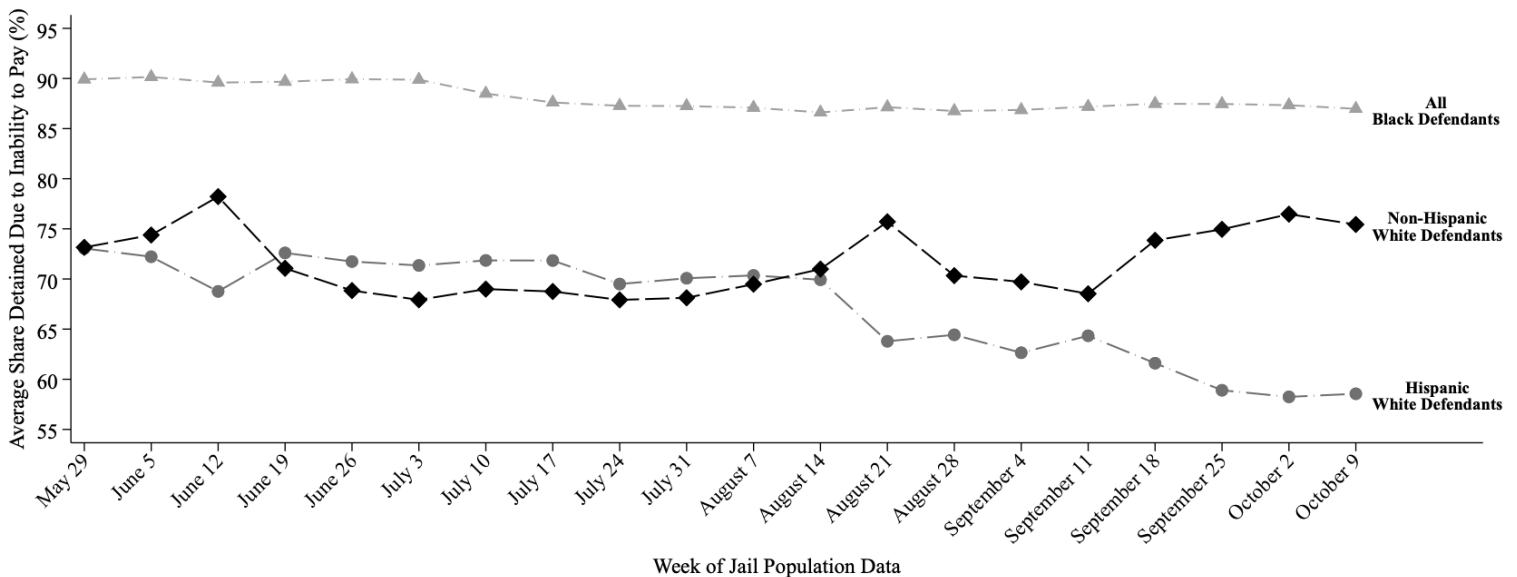
- **87% of Black defendants (227 out of 261)**
- **59% of Hispanic White defendants (63 out of 107)**
- **75% of non-Hispanic White defendants (61 out of 81)**

were detained per night based on inability to pay

Last week, among current pretrial jail inmates assigned to Judge Chambers Gray, 87% of Black defendants (227 out of 261 on an average night), 59% of Hispanic White defendants (63 out of 107 on an average night), and 75% of non-Hispanic White defendants (61 out of 81 on an average night) were detained in Harris County Jail because they couldn't afford money bail.

Judge Chambers Gray's racial difference in the share detained due to inability to pay for Black and Non-Hispanic White defendants is among the 50% worst in Harris County. Her racial difference in the share detained due to inability to pay for Hispanic and Non-Hispanic White defendants is among the 50% worst in Harris County.

### Track Judge Chambers Gray's Share Detained Due to Inability to Pay



This report uses jail population data provided by Harris County. Share detained due to inability to pay represents the percent of current pretrial jail inmates assigned to this judge who were detained because they couldn't afford money bail.

# HARRIS COUNTY FELONY PRETRIAL DETENTION REPORT

Brought to you by the Texas Center for Justice and Equity and researchers at Harvard University

October 16, 2022 - October 22, 2022



## Lori Chambers Gray – 262<sup>nd</sup> District Court

Among current pretrial jail inmates assigned to Judge Chambers Gray:

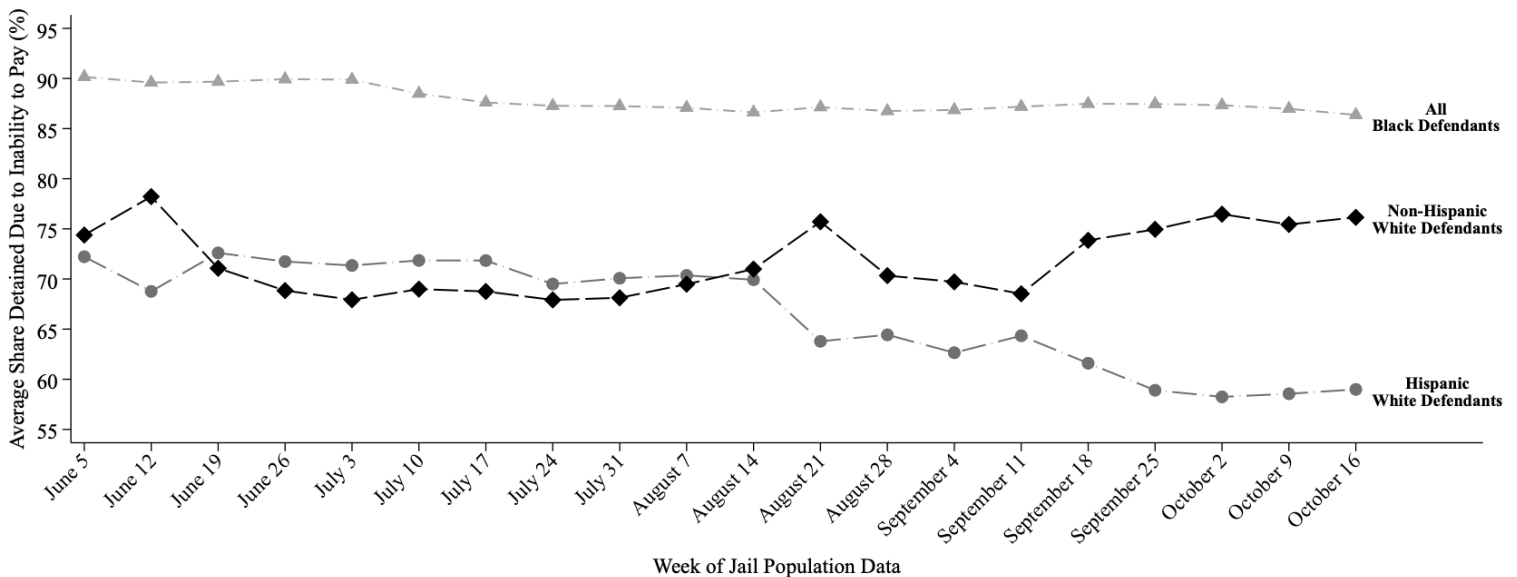
- **86% of Black defendants (224 out of 259)**
- **59% of Hispanic White defendants (63 out of 107)**
- **76% of non-Hispanic White defendants (64 out of 84)**

were detained per night based on inability to pay

Last week, among current pretrial jail inmates assigned to Judge Chambers Gray, 86% of Black defendants (224 out of 259 on an average night), 59% of Hispanic White defendants (63 out of 107 on an average night), and 76% of non-Hispanic White defendants (64 out of 84 on an average night) were detained in Harris County Jail because they couldn't afford money bail.

Judge Chambers Gray's racial difference in the share detained due to inability to pay for Black and Non-Hispanic White defendants is among the 50% worst in Harris County. Her racial difference in the share detained due to inability to pay for Hispanic and Non-Hispanic White defendants is among the 50% worst in Harris County.

### Track Judge Chambers Gray's Share Detained Due to Inability to Pay



This report uses jail population data provided by Harris County. Share detained due to inability to pay represents the percent of current pretrial jail inmates assigned to this judge who were detained because they couldn't afford money bail.



# HARRIS COUNTY FELONY PRETRIAL DETENTION REPORT

Brought to you by the Texas Center for Justice and Equity and researchers at Harvard University

October 23, 2022 - October 29, 2022



## Lori Chambers Gray – 262<sup>nd</sup> District Court

Among current pretrial jail inmates assigned to Judge Chambers Gray:

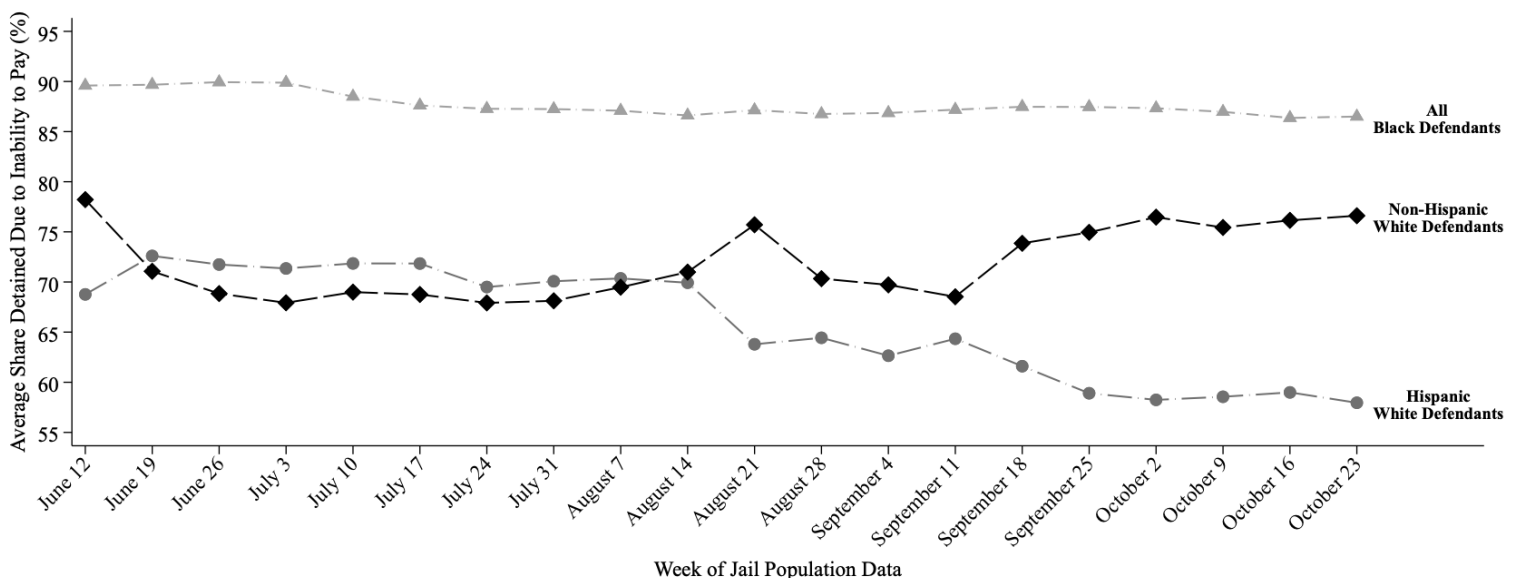
- **87% of Black defendants (223 out of 257)**
- **58% of Hispanic White defendants (62 out of 108)**
- **77% of non-Hispanic White defendants (68 out of 89)**

were detained per night based on inability to pay

Last week, among current pretrial jail inmates assigned to Judge Chambers Gray, 87% of Black defendants (223 out of 257 on an average night), 58% of Hispanic White defendants (62 out of 108 on an average night), and 77% of non-Hispanic White defendants (68 out of 89 on an average night) were detained in Harris County Jail because they couldn't afford money bail.

Judge Chambers Gray's racial difference in the share detained due to inability to pay for Black and Non-Hispanic White defendants is among the 50% worst in Harris County. Her racial difference in the share detained due to inability to pay for Hispanic and Non-Hispanic White defendants is among the 25% worst in Harris County.

## Track Judge Chambers Gray's Share Detained Due to Inability to Pay



This report uses jail population data provided by Harris County. Share detained due to inability to pay represents the percent of current pretrial jail inmates assigned to this judge who were detained because they couldn't afford money bail.

# HARRIS COUNTY FELONY PRETRIAL DETENTION REPORT

*Brought to you by the Texas Center for Justice and Equity and researchers at Harvard University*

October 30, 2022 - November 5, 2022



## Lori Chambers Gray – 262<sup>nd</sup> District Court

Among current pretrial jail inmates assigned to Judge Chambers Gray:

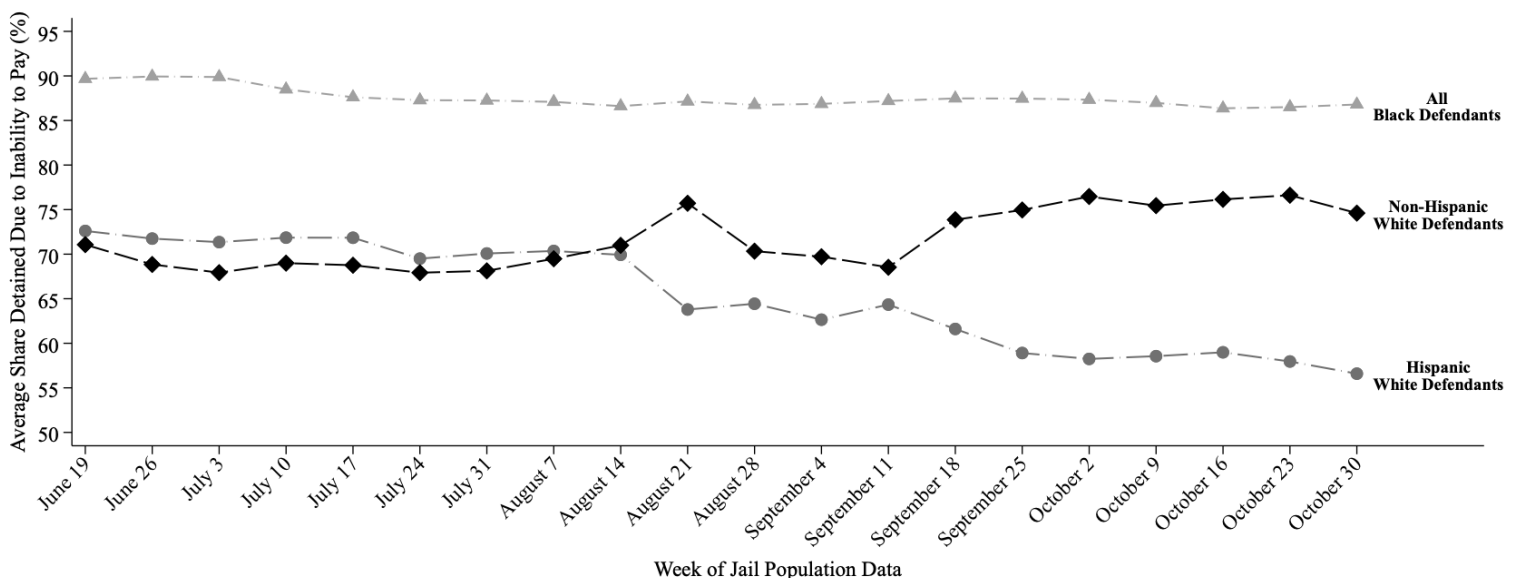
- **87% of Black defendants (223 out of 256)**
- **57% of Hispanic White defendants (61 out of 107)**
- **75% of non-Hispanic White defendants (68 out of 91)**

were detained per night based on inability to pay

Last week, among current pretrial jail inmates assigned to Judge Chambers Gray, 87% of Black defendants (223 out of 256 on an average night), 57% of Hispanic White defendants (61 out of 107 on an average night), and 75% of non-Hispanic White defendants (68 out of 91 on an average night) were detained in Harris County Jail because they couldn't afford money bail.

Judge Chambers Gray's racial difference in the share detained due to inability to pay for Black and Non-Hispanic White defendants is among the 50% worst in Harris County. Her racial difference in the share detained due to inability to pay for Hispanic and Non-Hispanic White defendants is among the 50% worst in Harris County.

## Track Judge Chambers Gray's Share Detained Due to Inability to Pay



This report uses jail population data provided by Harris County. Share detained due to inability to pay represents the percent of current pretrial jail inmates assigned to this judge who were detained because they couldn't afford money bail.

# HARRIS COUNTY FELONY PRETRIAL DETENTION REPORT

Brought to you by the Texas Center for Justice and Equity and researchers at Harvard University

November 6, 2022 - November 12, 2022



## Lori Chambers Gray – 262<sup>nd</sup> District Court

Among current pretrial jail inmates assigned to Judge Chambers Gray:

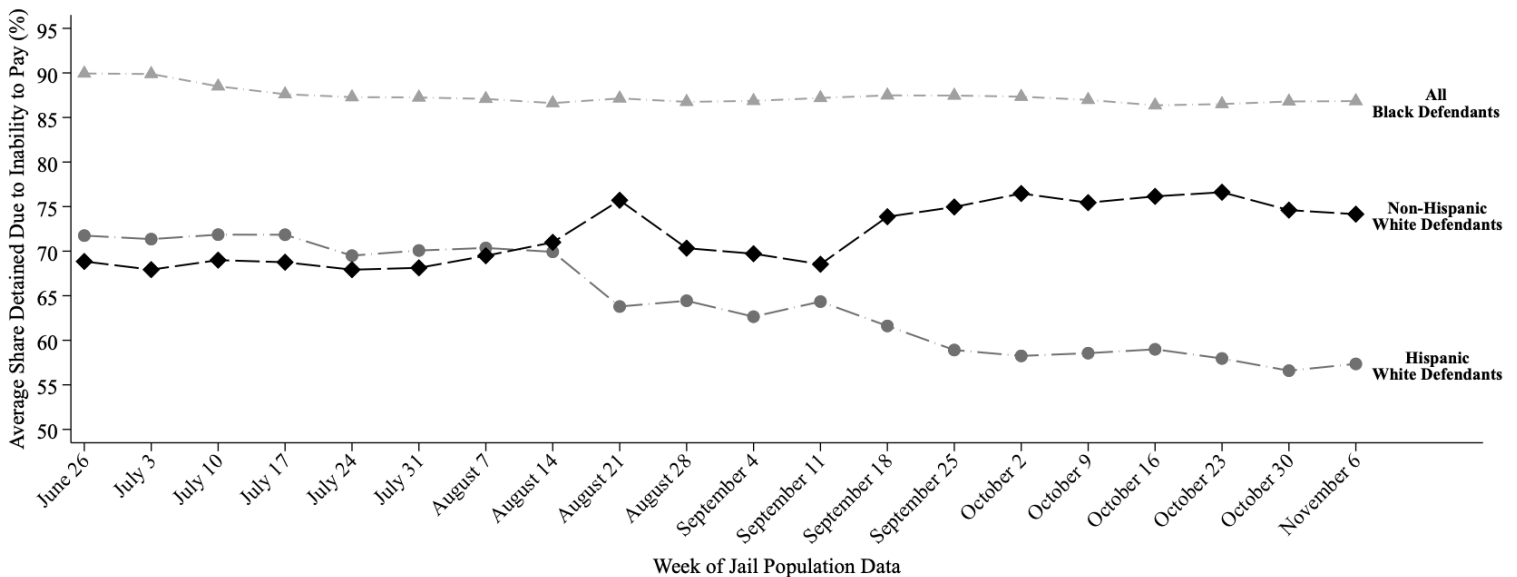
- **87% of Black defendants (224 out of 258)**
- **57% of Hispanic White defendants (62 out of 108)**
- **74% of non-Hispanic White defendants (69 out of 93)**

were detained per night based on inability to pay

Last week, among current pretrial jail inmates assigned to Judge Chambers Gray, 87% of Black defendants (224 out of 258 on an average night), 57% of Hispanic White defendants (62 out of 108 on an average night), and 74% of non-Hispanic White defendants (69 out of 93 on an average night) were detained in Harris County Jail because they couldn't afford money bail.

Judge Chambers Gray's racial difference in the share detained due to inability to pay for Black and Non-Hispanic White defendants is among the 50% worst in Harris County. Her racial difference in the share detained due to inability to pay for Hispanic and Non-Hispanic White defendants is among the 50% worst in Harris County.

### Track Judge Chambers Gray's Share Detained Due to Inability to Pay



This report uses jail population data provided by Harris County. Share detained due to inability to pay represents the percent of current pretrial jail inmates assigned to this judge who were detained because they couldn't afford money bail.

# HARRIS COUNTY FELONY PRETRIAL DETENTION REPORT

Brought to you by the Texas Center for Justice and Equity and researchers at Harvard University

November 20, 2022 - November 26, 2022



## Lori Chambers Gray – 262<sup>nd</sup> District Court

Among current pretrial jail inmates assigned to Judge Chambers Gray:

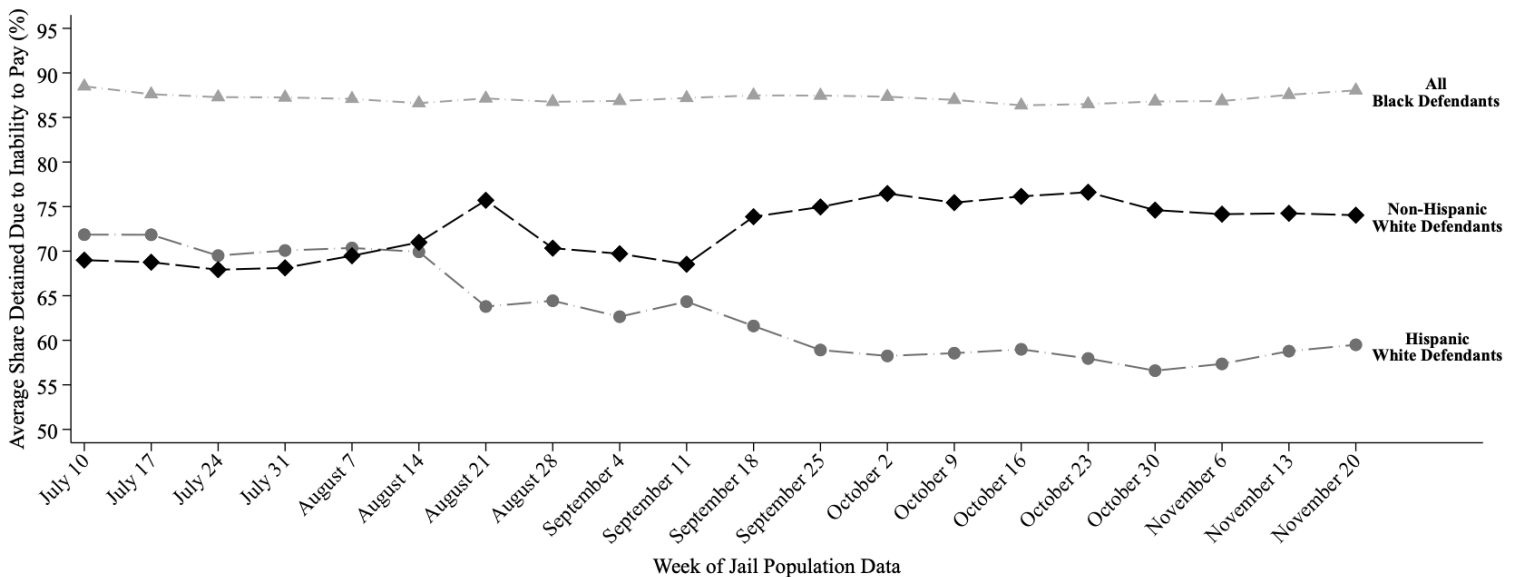
- **88% of Black defendants (235 out of 266)**
- **59% of Hispanic White defendants (64 out of 107)**
- **74% of non-Hispanic White defendants (68 out of 92)**

were detained per night based on inability to pay

Last week, among current pretrial jail inmates assigned to Judge Chambers Gray, 88% of Black defendants (235 out of 266 on an average night), 59% of Hispanic White defendants (64 out of 107 on an average night), and 74% of non-Hispanic White defendants (68 out of 92 on an average night) were detained in Harris County Jail because they couldn't afford money bail.

Judge Chambers Gray's racial difference in the share detained due to inability to pay for Black and Non-Hispanic White defendants is among the 50% worst in Harris County. Her racial difference in the share detained due to inability to pay for Hispanic and Non-Hispanic White defendants is among the 50% worst in Harris County.

### Track Judge Chambers Gray's Share Detained Due to Inability to Pay



This report uses jail population data provided by Harris County. Share detained due to inability to pay represents the percent of current pretrial jail inmates assigned to this judge who were detained because they couldn't afford money bail.

# HARRIS COUNTY FELONY PRETRIAL DETENTION REPORT

*Brought to you by the Texas Center for Justice and Equity and researchers at Harvard University*

November 27, 2022 - December 3, 2022



## Lori Chambers Gray – 262<sup>nd</sup> District Court

Among current pretrial jail inmates assigned to Judge Chambers Gray:

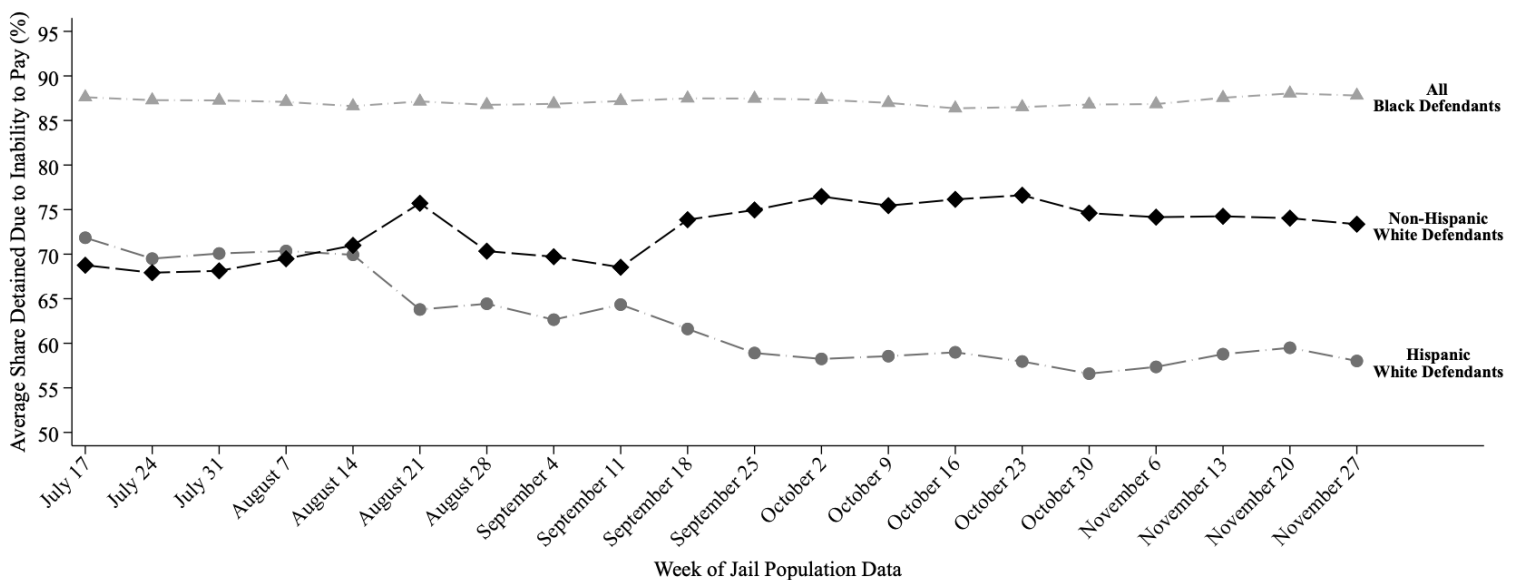
- **88% of Black defendants (235 out of 268)**
- **58% of Hispanic White defendants (64 out of 110)**
- **73% of non-Hispanic White defendants (69 out of 94)**

were detained per night based on inability to pay

Last week, among current pretrial jail inmates assigned to Judge Chambers Gray, 88% of Black defendants (235 out of 268 on an average night), 58% of Hispanic White defendants (64 out of 110 on an average night), and 73% of non-Hispanic White defendants (69 out of 94 on an average night) were detained in Harris County Jail because they couldn't afford money bail.

Judge Chambers Gray's racial difference in the share detained due to inability to pay for Black and Non-Hispanic White defendants is among the 50% worst in Harris County. Her racial difference in the share detained due to inability to pay for Hispanic and Non-Hispanic White defendants is among the 50% worst in Harris County.

## Track Judge Chambers Gray's Share Detained Due to Inability to Pay



This report uses jail population data provided by Harris County. Share detained due to inability to pay represents the percent of current pretrial jail inmates assigned to this judge who were detained because they couldn't afford money bail.

# HARRIS COUNTY FELONY PRETRIAL DETENTION REPORT

*Brought to you by the Texas Center for Justice and Equity and researchers at Harvard University*

December 26, 2021 - January 1, 2022



## Ramona Franklin – 338<sup>th</sup> District Court

Among current pretrial jail inmates assigned to Judge Franklin:

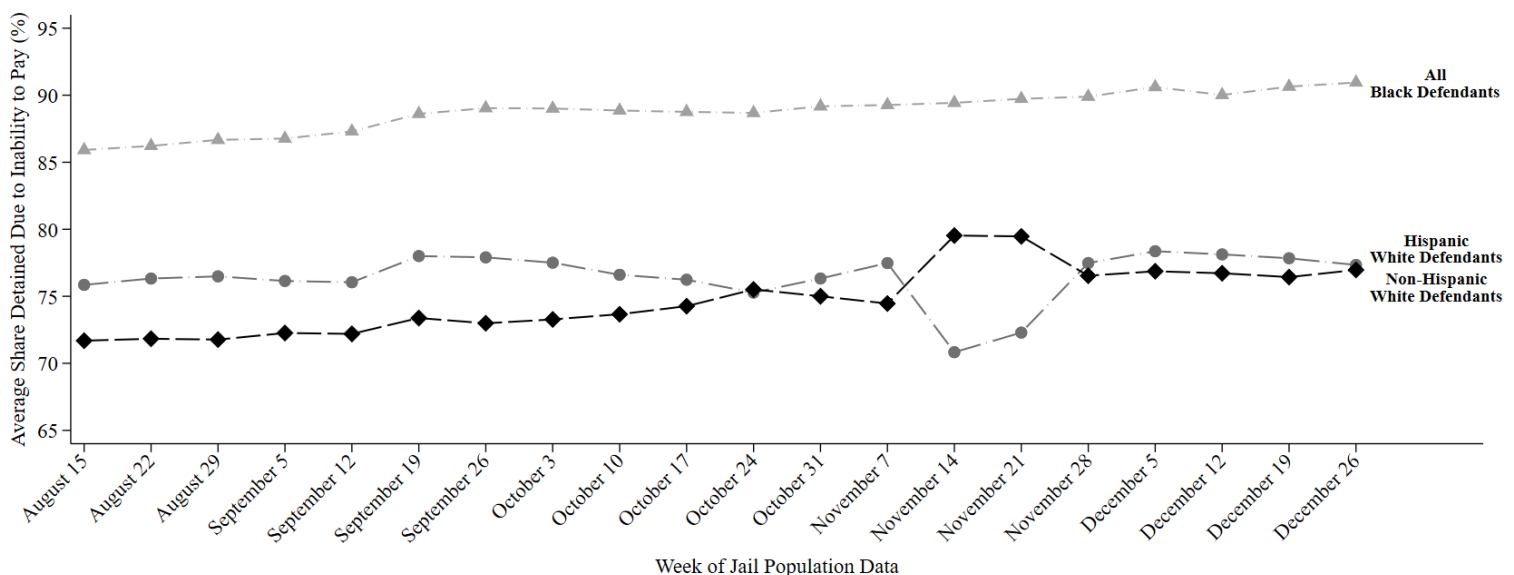
- **91% of Black defendants (244 out of 268)**
- **77% of Hispanic White defendants (84 out of 108)**
- **77% of non-Hispanic White defendants (155 out of 202)**

were detained per night based on inability to pay

Last week, among current pretrial jail inmates assigned to **Judge Franklin**, **91% of Black defendants (244 out of 268 on an average night)**, **77% of Hispanic White defendants (84 out of 108 on an average night)**, and **77% of non-Hispanic White defendants (155 out of 202 on an average night)** were detained in Harris County Jail because they couldn't afford money bail.

Judge Franklin's **racial difference in the share detained due to inability to pay for Black and Non-Hispanic White defendants** is among the **50% best** in Harris County. Her **racial difference in the share detained due to inability to pay for Hispanic and Non-Hispanic White defendants** is among the **25% best** in Harris County.

## Track Judge Franklin's Share Detained Due to Inability to Pay



This report uses jail population data provided by Harris County. Share detained due to inability to pay represents the percent of current pretrial jail inmates assigned to this judge who were detained because they couldn't afford money bail.



# HARRIS COUNTY FELONY PRETRIAL DETENTION REPORT

*Brought to you by the Texas Center for Justice and Equity and researchers at Harvard University*

January 2, 2022 - January 7, 2022



## Ramona Franklin – 338<sup>th</sup> District Court

Among current pretrial jail inmates assigned to Judge Franklin:

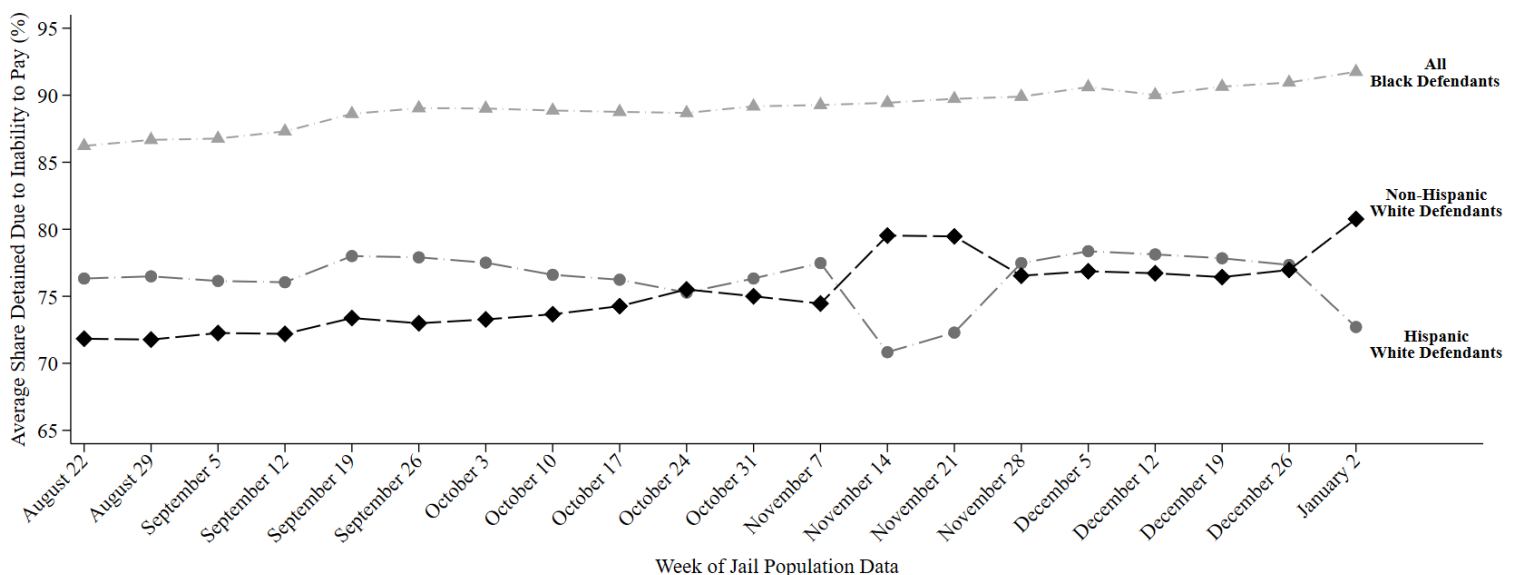
- **92% of Black defendants (250 out of 273)**
- **73% of Hispanic White defendants (111 out of 153)**
- **81% of non-Hispanic White defendants (126 out of 156)**

were detained per night based on inability to pay

Last week, among current pretrial jail inmates assigned to **Judge Franklin**, **92% of Black defendants (250 out of 273 on an average night)**, **73% of Hispanic White defendants (111 out of 153 on an average night)**, and **81% of non-Hispanic White defendants (126 out of 156 on an average night)** were detained in Harris County Jail because they couldn't afford money bail.

Judge Franklin's **racial difference in the share detained due to inability to pay for Black and Non-Hispanic White defendants** is among the **50% best** in Harris County. Her **racial difference in the share detained due to inability to pay for Hispanic and Non-Hispanic White defendants** is among the **50% worst** in Harris County.

## Track Judge Franklin's Share Detained Due to Inability to Pay



This report uses jail population data provided by Harris County. Share detained due to inability to pay represents the percent of current pretrial jail inmates assigned to this judge who were detained because they couldn't afford money bail.

# HARRIS COUNTY FELONY PRETRIAL DETENTION REPORT

*Brought to you by the Texas Center for Justice and Equity and researchers at Harvard University*

January 9, 2022 - January 15, 2022



## Ramona Franklin – 338<sup>th</sup> District Court

Among current pretrial jail inmates assigned to Judge Franklin:

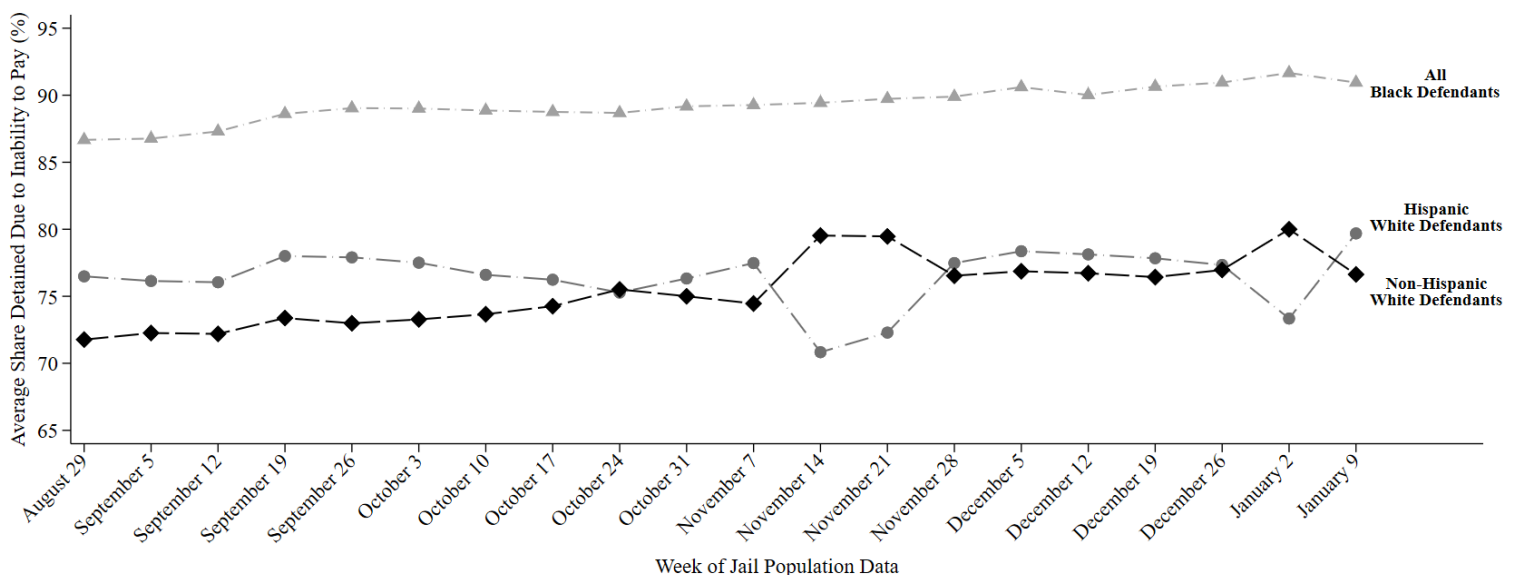
- **91% of Black defendants (248 out of 273)**
- **80% of Hispanic White defendants (88 out of 110)**
- **77% of non-Hispanic White defendants (154 out of 201)**

were detained per night based on inability to pay

Last week, among current pretrial jail inmates assigned to **Judge Franklin**, **91% of Black defendants (248 out of 273 on an average night)**, **80% of Hispanic White defendants (88 out of 110 on an average night)**, and **77% of non-Hispanic White defendants (154 out of 201 on an average night)** were detained in Harris County Jail because they couldn't afford money bail.

Judge Franklin's **racial difference in the share detained due to inability to pay for Black and Non-Hispanic White defendants** is among the **50% best** in Harris County. Her **racial difference in the share detained due to inability to pay for Hispanic and Non-Hispanic White defendants** is among the **50% best** in Harris County.

## Track Judge Franklin's Share Detained Due to Inability to Pay



This report uses jail population data provided by Harris County. Share detained due to inability to pay represents the percent of current pretrial jail inmates assigned to this judge who were detained because they couldn't afford money bail.

# HARRIS COUNTY FELONY PRETRIAL DETENTION REPORT

*Brought to you by the Texas Center for Justice and Equity and researchers at Harvard University*

January 16, 2022 - January 22, 2022



## Ramona Franklin – 338<sup>th</sup> District Court

Among current pretrial jail inmates assigned to Judge Franklin:

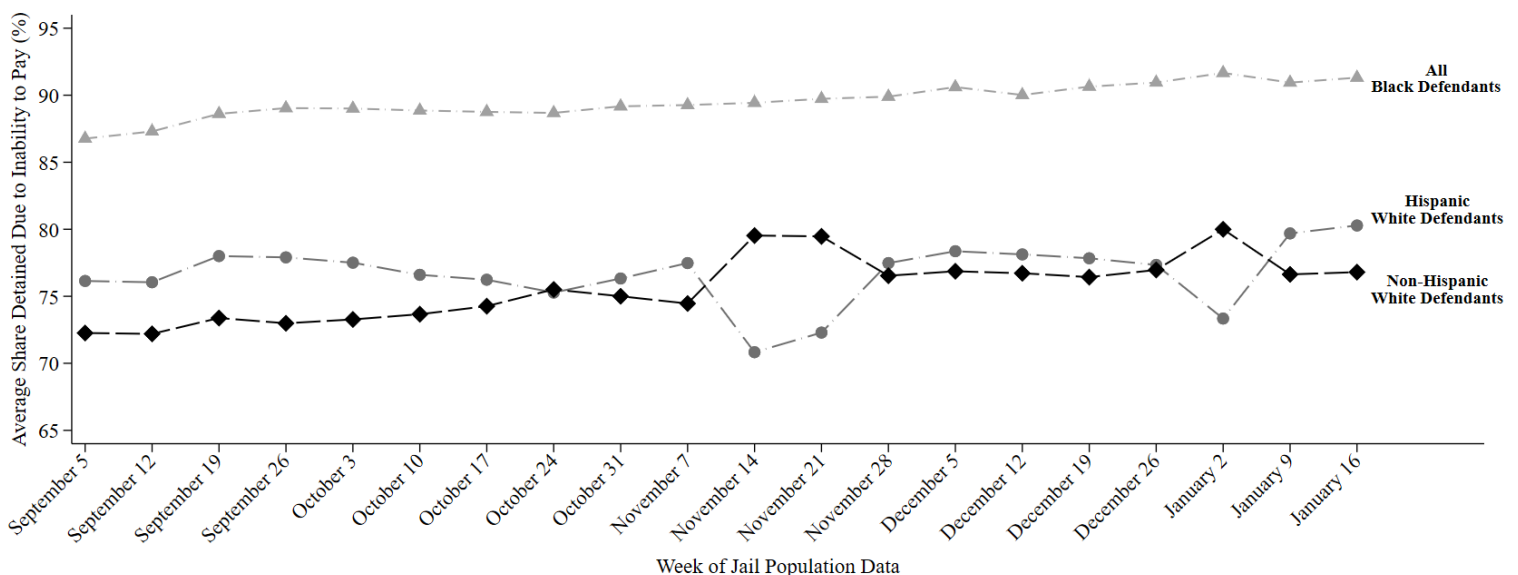
- **91% of Black defendants (255 out of 280)**
- **80% of Hispanic White defendants (90 out of 112)**
- **77% of non-Hispanic White defendants (157 out of 204)**

were detained per night based on inability to pay

Last week, among current pretrial jail inmates assigned to **Judge Franklin**, **91% of Black defendants (255 out of 280 on an average night)**, **80% of Hispanic White defendants (90 out of 112 on an average night)**, and **77% of non-Hispanic White defendants (157 out of 204 on an average night)** were detained in Harris County Jail because they couldn't afford money bail.

Judge Franklin's **racial difference in the share detained due to inability to pay for Black and Non-Hispanic White defendants** is among the **50% best** in Harris County. Her **racial difference in the share detained due to inability to pay for Hispanic and Non-Hispanic White defendants** is among the **50% best** in Harris County.

## Track Judge Franklin's Share Detained Due to Inability to Pay



This report uses jail population data provided by Harris County. Share detained due to inability to pay represents the percent of current pretrial jail inmates assigned to this judge who were detained because they couldn't afford money bail.

# HARRIS COUNTY FELONY PRETRIAL DETENTION REPORT

*Brought to you by the Texas Center for Justice and Equity and researchers at Harvard University*

February 6, 2022 - February 12, 2022



## Ramona Franklin – 338<sup>th</sup> District Court

Among current pretrial jail inmates assigned to Judge Franklin:

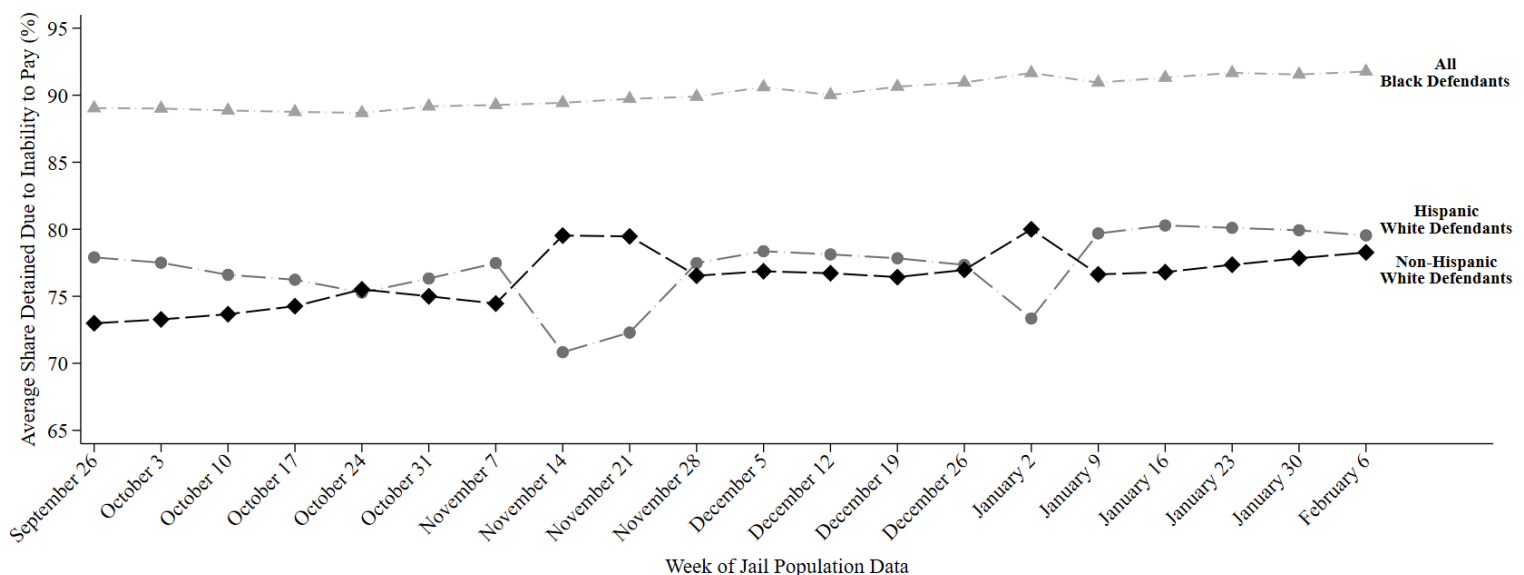
- **92% of Black defendants (267 out of 291)**
- **80% of Hispanic White defendants (89 out of 112)**
- **78% of non-Hispanic White defendants (166 out of 212)**

were detained per night based on inability to pay

Last week, among current pretrial jail inmates assigned to **Judge Franklin**, **92% of Black defendants (267 out of 291 on an average night)**, **80% of Hispanic White defendants (89 out of 112 on an average night)**, and **78% of non-Hispanic White defendants (166 out of 212 on an average night)** were detained in Harris County Jail because they couldn't afford money bail.

Judge Franklin's **racial difference in the share detained due to inability to pay for Black and Non-Hispanic White defendants** is among the **50% best** in Harris County. Her **racial difference in the share detained due to inability to pay for Hispanic and Non-Hispanic White defendants** is among the **25% best** in Harris County.

## Track Judge Franklin's Share Detained Due to Inability to Pay



This report uses jail population data provided by Harris County. Share detained due to inability to pay represents the percent of current pretrial jail inmates assigned to this judge who were detained because they couldn't afford money bail.

# HARRIS COUNTY FELONY PRETRIAL DETENTION REPORT

*Brought to you by the Texas Center for Justice and Equity and researchers at Harvard University*

February 13, 2022 - February 19, 2022



## Ramona Franklin – 338<sup>th</sup> District Court

Among current pretrial jail inmates assigned to Judge Franklin:

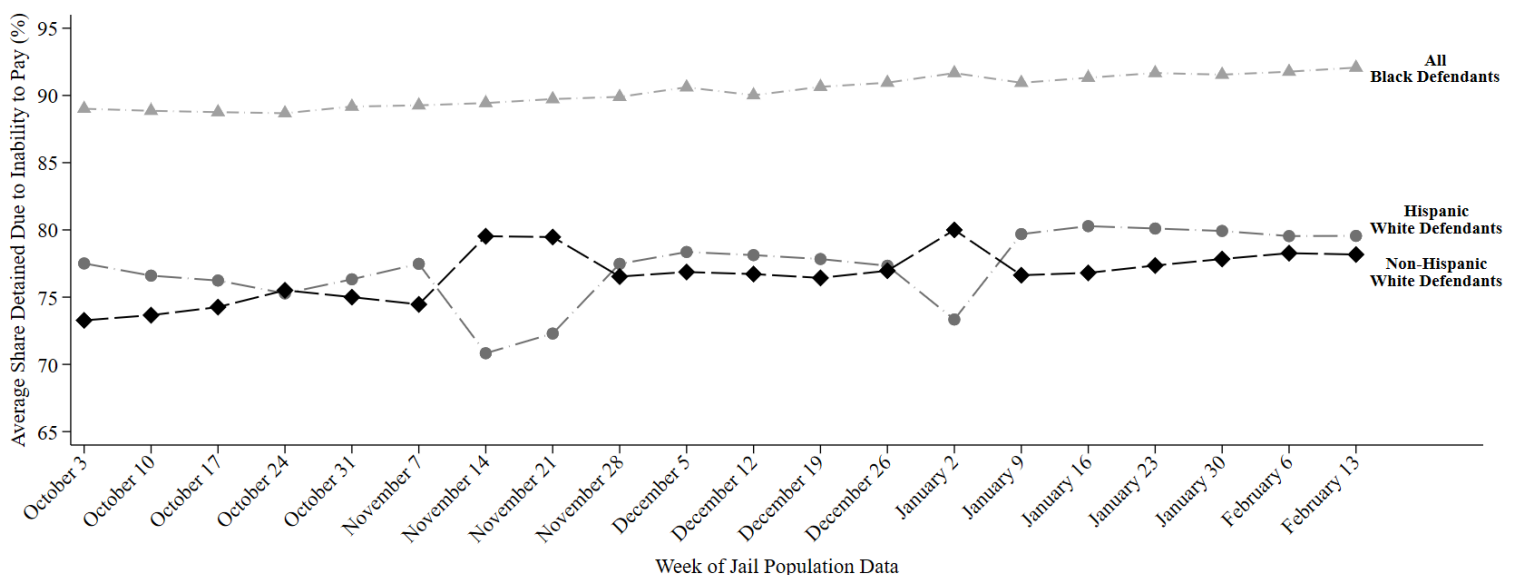
- **92% of Black defendants (272 out of 295)**
- **80% of Hispanic White defendants (92 out of 115)**
- **78% of non-Hispanic White defendants (166 out of 213)**

were detained per night based on inability to pay

Last week, among current pretrial jail inmates assigned to **Judge Franklin**, **92% of Black defendants (272 out of 295 on an average night)**, **80% of Hispanic White defendants (92 out of 115 on an average night)**, and **78% of non-Hispanic White defendants (166 out of 213 on an average night)** were detained in Harris County Jail because they couldn't afford money bail.

Judge Franklin's **racial difference in the share detained due to inability to pay for Black and Non-Hispanic White defendants** is among the **50% best** in Harris County. Her **racial difference in the share detained due to inability to pay for Hispanic and Non-Hispanic White defendants** is among the **25% best** in Harris County.

## Track Judge Franklin's Share Detained Due to Inability to Pay



This report uses jail population data provided by Harris County. Share detained due to inability to pay represents the percent of current pretrial jail inmates assigned to this judge who were detained because they couldn't afford money bail.

# HARRIS COUNTY FELONY PRETRIAL DETENTION REPORT

*Brought to you by the Texas Center for Justice and Equity and researchers at Harvard University*

February 20, 2022 - February 26, 2022



## Ramona Franklin – 338<sup>th</sup> District Court

Among current pretrial jail inmates assigned to Judge Franklin:

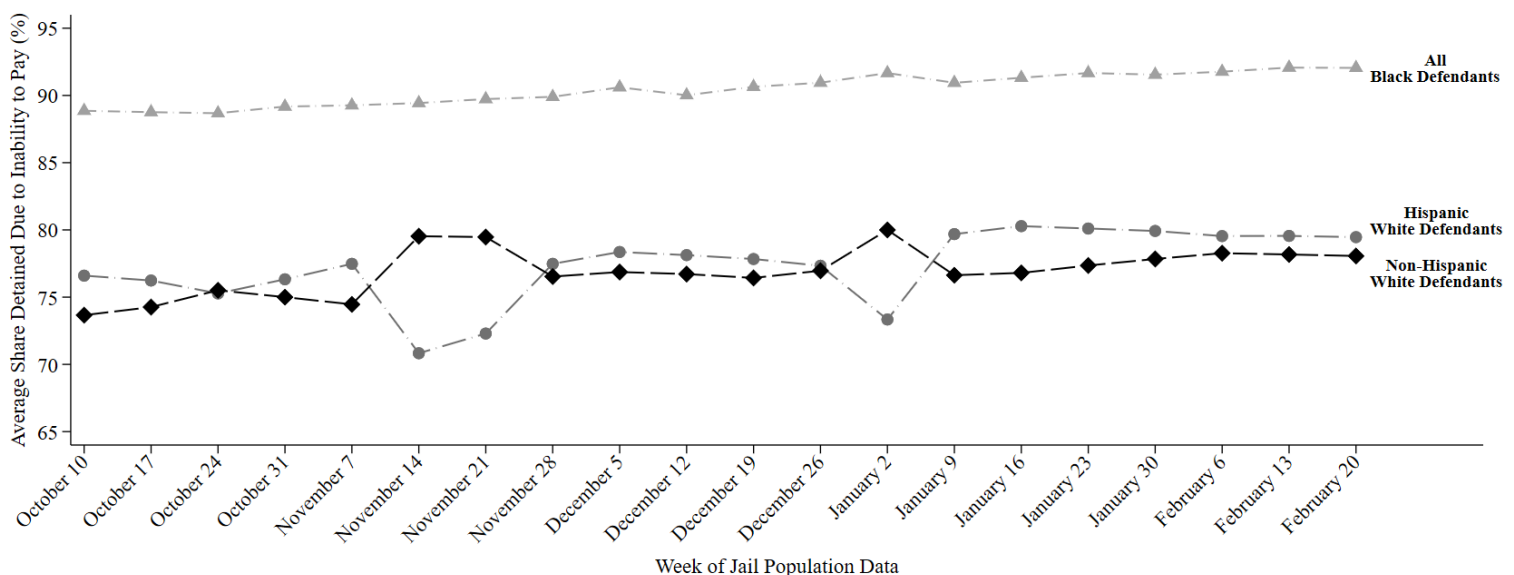
- **92% of Black defendants (273 out of 296)**
- **79% of Hispanic White defendants (93 out of 117)**
- **78% of non-Hispanic White defendants (169 out of 217)**

were detained per night based on inability to pay

Last week, among current pretrial jail inmates assigned to **Judge Franklin**, **92% of Black defendants (273 out of 296 on an average night)**, **79% of Hispanic White defendants (93 out of 117 on an average night)**, and **78% of non-Hispanic White defendants (169 out of 217 on an average night)** were detained in Harris County Jail because they couldn't afford money bail.

Judge Franklin's **racial difference in the share detained due to inability to pay for Black and Non-Hispanic White defendants** is among the **50% best** in Harris County. Her **racial difference in the share detained due to inability to pay for Hispanic and Non-Hispanic White defendants** is among the **25% best** in Harris County.

## Track Judge Franklin's Share Detained Due to Inability to Pay



This report uses jail population data provided by Harris County. Share detained due to inability to pay represents the percent of current pretrial jail inmates assigned to this judge who were detained because they couldn't afford money bail.



# HARRIS COUNTY FELONY PRETRIAL DETENTION REPORT

*Brought to you by the Texas Center for Justice and Equity and researchers at Harvard University*

February 27, 2022 - March 5, 2022



## Ramona Franklin – 338<sup>th</sup> District Court

Among current pretrial jail inmates assigned to Judge Franklin:

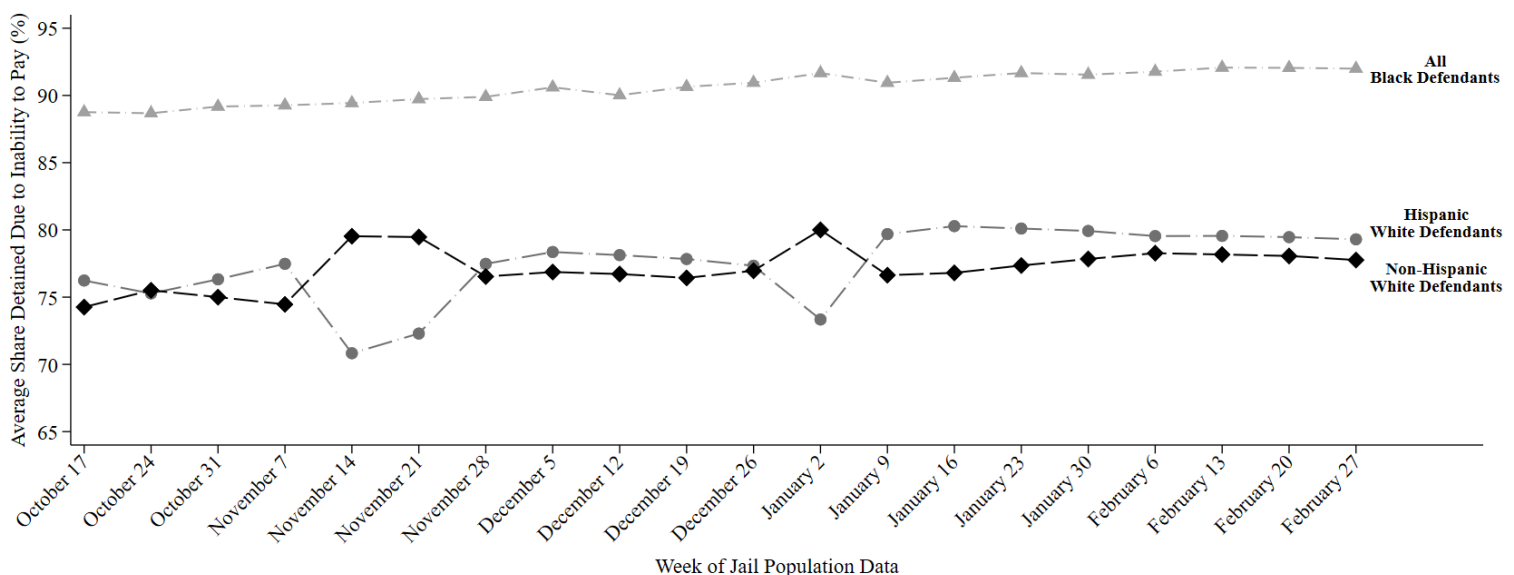
- **92% of Black defendants (274 out of 298)**
- **79% of Hispanic White defendants (94 out of 119)**
- **78% of non-Hispanic White defendants (170 out of 218)**

were detained per night based on inability to pay

Last week, among current pretrial jail inmates assigned to **Judge Franklin**, **92% of Black defendants (274 out of 298 on an average night)**, **79% of Hispanic White defendants (94 out of 119 on an average night)**, and **78% of non-Hispanic White defendants (170 out of 218 on an average night)** were detained in Harris County Jail because they couldn't afford money bail.

Judge Franklin's **racial difference in the share detained due to inability to pay for Black and Non-Hispanic White defendants** is among the **50% best** in Harris County. Her **racial difference in the share detained due to inability to pay for Hispanic and Non-Hispanic White defendants** is among the **25% best** in Harris County.

## Track Judge Franklin's Share Detained Due to Inability to Pay



This report uses jail population data provided by Harris County. Share detained due to inability to pay represents the percent of current pretrial jail inmates assigned to this judge who were detained because they couldn't afford money bail.

# HARRIS COUNTY FELONY PRETRIAL DETENTION REPORT

*Brought to you by the Texas Center for Justice and Equity and researchers at Harvard University*

March 13, 2022 - March 19, 2022



## Ramona Franklin – 338<sup>th</sup> District Court

Among current pretrial jail inmates assigned to Judge Franklin:

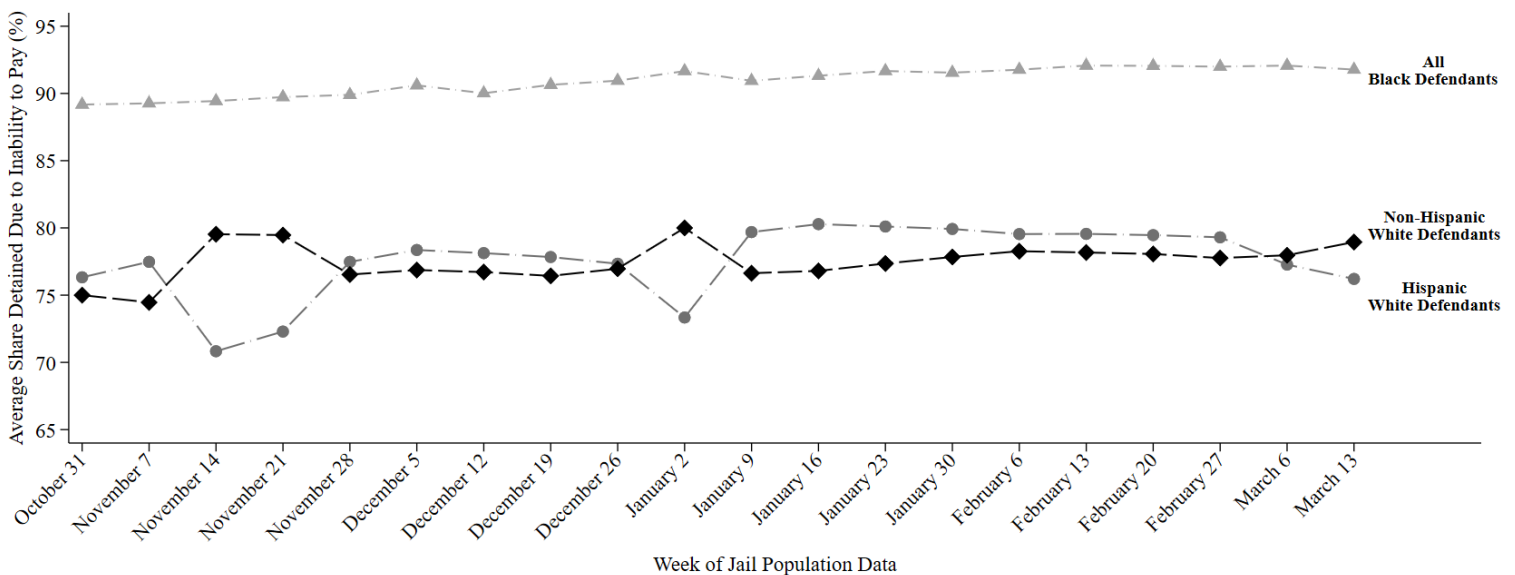
- **92% of Black defendants (264 out of 288)**
- **76% of Hispanic White defendants (88 out of 115)**
- **79% of non-Hispanic White defendants (178 out of 226)**

were detained per night based on inability to pay

Last week, among current pretrial jail inmates assigned to **Judge Franklin**, **92% of Black defendants (264 out of 288 on an average night)**, **76% of Hispanic White defendants (88 out of 115 on an average night)**, and **79% of non-Hispanic White defendants (178 out of 226 on an average night)** were detained in Harris County Jail because they couldn't afford money bail.

Judge Franklin's **racial difference in the share detained due to inability to pay for Black and Non-Hispanic White defendants** is among the **25% best** in Harris County. Her **racial difference in the share detained due to inability to pay for Hispanic and Non-Hispanic White defendants** is among the **50% best** in Harris County.

## Track Judge Franklin's Share Detained Due to Inability to Pay



This report uses jail population data provided by Harris County. Share detained due to inability to pay represents the percent of current pretrial jail inmates assigned to this judge who were detained because they couldn't afford money bail.

# HARRIS COUNTY FELONY PRETRIAL DETENTION REPORT

*Brought to you by the Texas Center for Justice and Equity and researchers at Harvard University*

March 20, 2022 - March 26, 2022



## Ramona Franklin – 338<sup>th</sup> District Court

Among current pretrial jail inmates assigned to Judge Franklin:

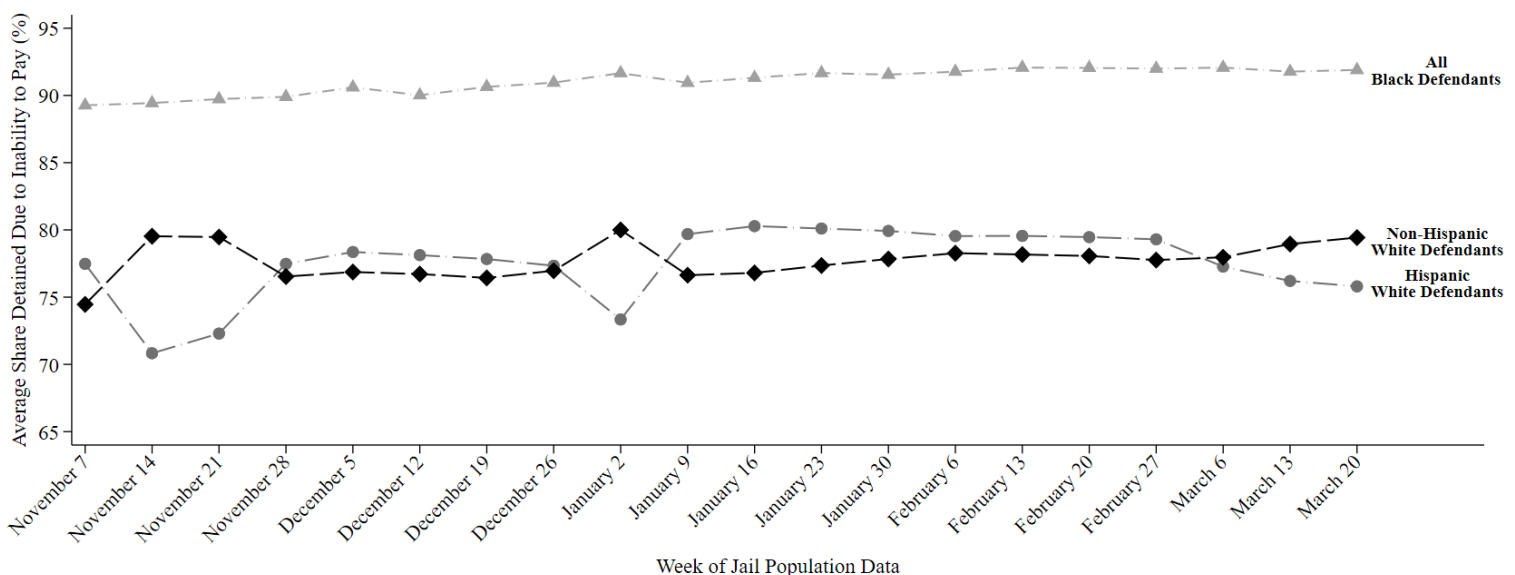
- **92% of Black defendants (261 out of 284)**
- **76% of Hispanic White defendants (88 out of 116)**
- **79% of non-Hispanic White defendants (179 out of 226)**

were detained per night based on inability to pay

Last week, among current pretrial jail inmates assigned to **Judge Franklin**, **92% of Black defendants (261 out of 284 on an average night)**, **76% of Hispanic White defendants (88 out of 116 on an average night)**, and **79% of non-Hispanic White defendants (179 out of 226 on an average night)** were detained in Harris County Jail because they couldn't afford money bail.

Judge Franklin's **racial difference in the share detained due to inability to pay for Black and Non-Hispanic White defendants** is among the **50% best** in Harris County. Her **racial difference in the share detained due to inability to pay for Hispanic and Non-Hispanic White defendants** is among the **50% best** in Harris County.

## Track Judge Franklin's Share Detained Due to Inability to Pay



This report uses jail population data provided by Harris County. Share detained due to inability to pay represents the percent of current pretrial jail inmates assigned to this judge who were detained because they couldn't afford money bail.

# HARRIS COUNTY FELONY PRETRIAL DETENTION REPORT

*Brought to you by the Texas Center for Justice and Equity and researchers at Harvard University*

March 27, 2022 - April 1, 2022



## Ramona Franklin – 338<sup>th</sup> District Court

Among current pretrial jail inmates assigned to Judge Franklin:

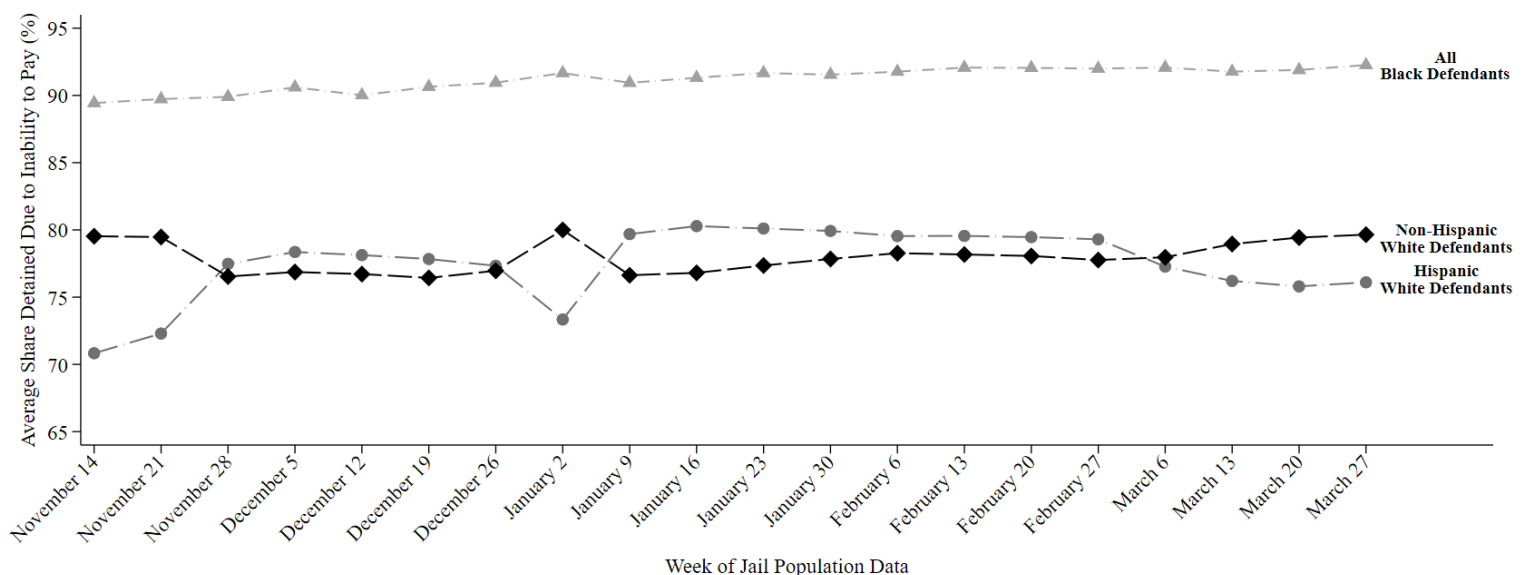
- **92% of Black defendants (262 out of 284)**
- **76% of Hispanic White defendants (89 out of 117)**
- **80% of non-Hispanic White defendants (181 out of 227)**

were detained per night based on inability to pay

Last week, among current pretrial jail inmates assigned to **Judge Franklin**, **92% of Black defendants (262 out of 284 on an average night)**, **76% of Hispanic White defendants (89 out of 117 on an average night)**, and **80% of non-Hispanic White defendants (181 out of 227 on an average night)** were detained in Harris County Jail because they couldn't afford money bail.

Judge Franklin's **racial difference in the share detained due to inability to pay for Black and Non-Hispanic White defendants** is among the **25% best** in Harris County. Her **racial difference in the share detained due to inability to pay for Hispanic and Non-Hispanic White defendants** is among the **50% best** in Harris County.

## Track Judge Franklin's Share Detained Due to Inability to Pay



This report uses jail population data provided by Harris County. Share detained due to inability to pay represents the percent of current pretrial jail inmates assigned to this judge who were detained because they couldn't afford money bail.

# HARRIS COUNTY FELONY PRETRIAL DETENTION REPORT

*Brought to you by the Texas Center for Justice and Equity and researchers at Harvard University*

April 3, 2022 - April 9, 2022



## Ramona Franklin – 338<sup>th</sup> District Court

Among current pretrial jail inmates assigned to Judge Franklin:

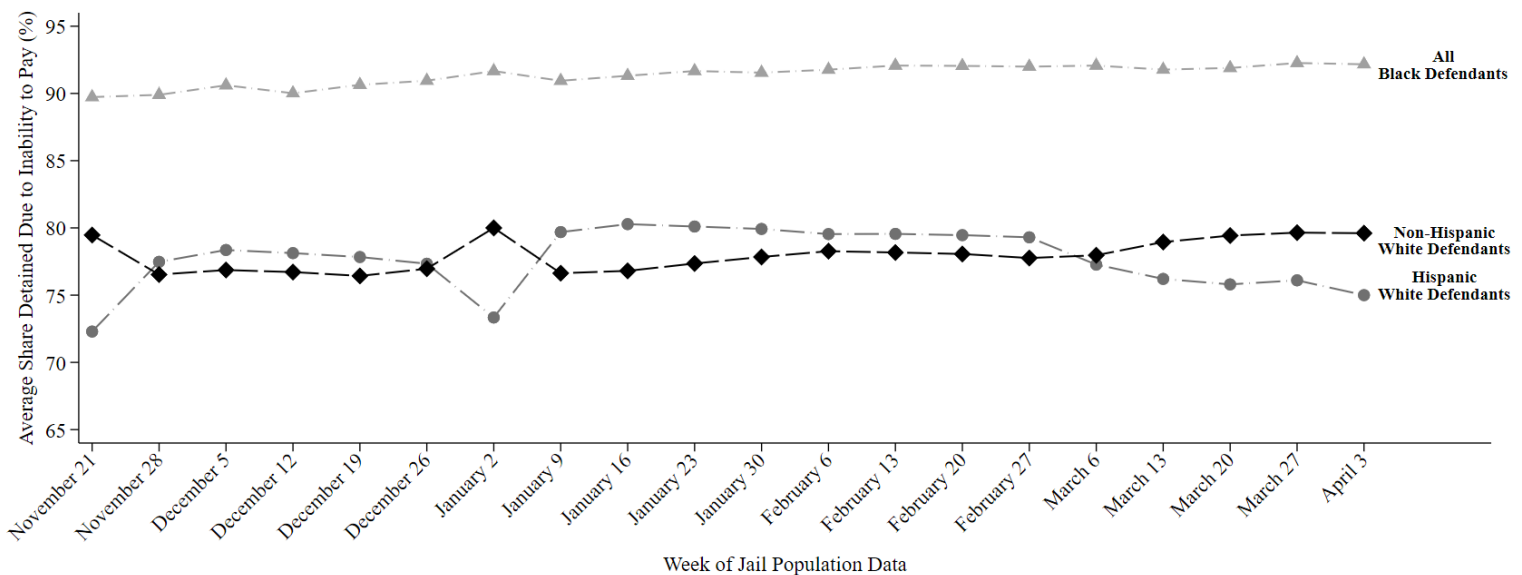
- **92% of Black defendants (267 out of 290)**
- **75% of Hispanic White defendants (87 out of 115)**
- **80% of non-Hispanic White defendants (181 out of 227)**

were detained per night based on inability to pay

Last week, among current pretrial jail inmates assigned to **Judge Franklin**, **92% of Black defendants (267 out of 290 on an average night)**, **75% of Hispanic White defendants (87 out of 115 on an average night)**, and **80% of non-Hispanic White defendants (181 out of 227 on an average night)** were detained in Harris County Jail because they couldn't afford money bail.

Judge Franklin's **racial difference in the share detained due to inability to pay for Black and Non-Hispanic White defendants** is among the **50% best** in Harris County. Her **racial difference in the share detained due to inability to pay for Hispanic and Non-Hispanic White defendants** is among the **50% best** in Harris County.

## Track Judge Franklin's Share Detained Due to Inability to Pay



This report uses jail population data provided by Harris County. Share detained due to inability to pay represents the percent of current pretrial jail inmates assigned to this judge who were detained because they couldn't afford money bail.

# HARRIS COUNTY FELONY PRETRIAL DETENTION REPORT

*Brought to you by the Texas Center for Justice and Equity and researchers at Harvard University*

April 10, 2022 - April 16, 2022



## Ramona Franklin – 338<sup>th</sup> District Court

Among current pretrial jail inmates assigned to Judge Franklin:

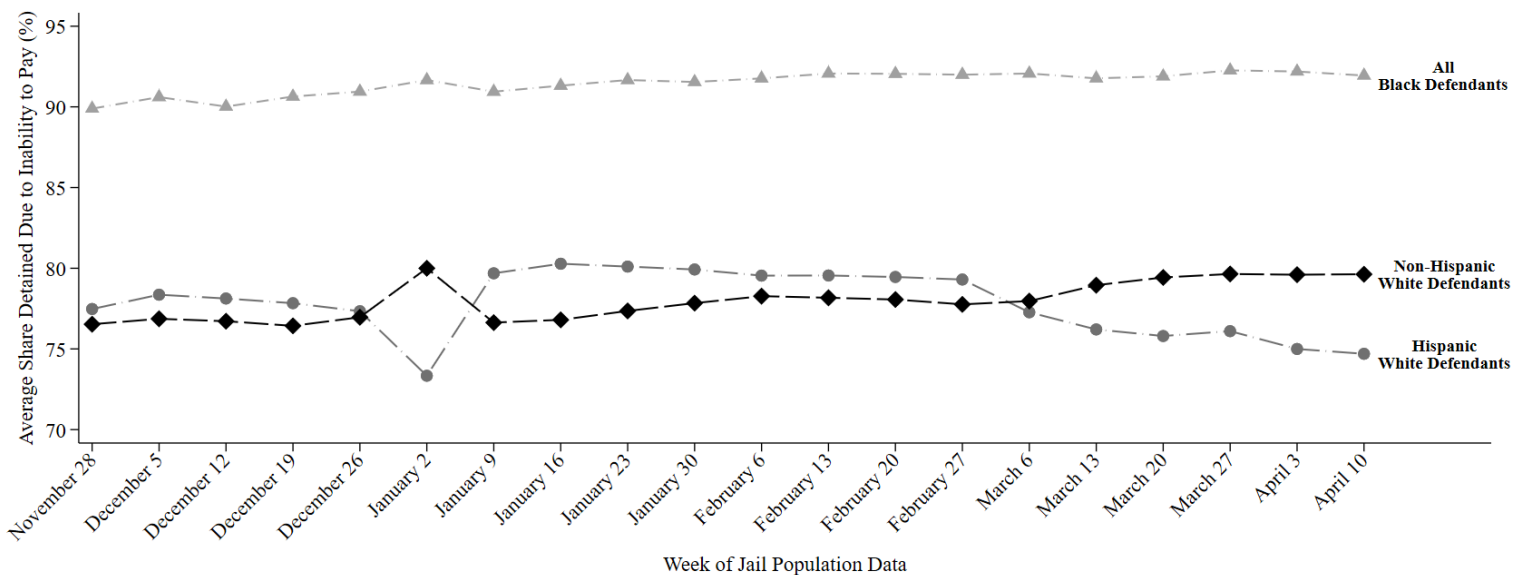
- **92% of Black defendants (267 out of 290)**
- **75% of Hispanic White defendants (85 out of 114)**
- **80% of non-Hispanic White defendants (177 out of 222)**

were detained per night based on inability to pay

Last week, among current pretrial jail inmates assigned to **Judge Franklin**, **92% of Black defendants (267 out of 290 on an average night)**, **75% of Hispanic White defendants (85 out of 114 on an average night)**, and **80% of non-Hispanic White defendants (177 out of 222 on an average night)** were detained in Harris County Jail because they couldn't afford money bail.

Judge Franklin's **racial difference in the share detained due to inability to pay for Black and Non-Hispanic White defendants** is among the **50% best** in Harris County. Her **racial difference in the share detained due to inability to pay for Hispanic and Non-Hispanic White defendants** is among the **50% best** in Harris County.

## Track Judge Franklin's Share Detained Due to Inability to Pay



This report uses jail population data provided by Harris County. Share detained due to inability to pay represents the percent of current pretrial jail inmates assigned to this judge who were detained because they couldn't afford money bail.



# HARRIS COUNTY FELONY PRETRIAL DETENTION REPORT

*Brought to you by the Texas Center for Justice and Equity and researchers at Harvard University*

April 24, 2022 - April 30, 2022



## Ramona Franklin – 338<sup>th</sup> District Court

Among current pretrial jail inmates assigned to Judge Franklin:

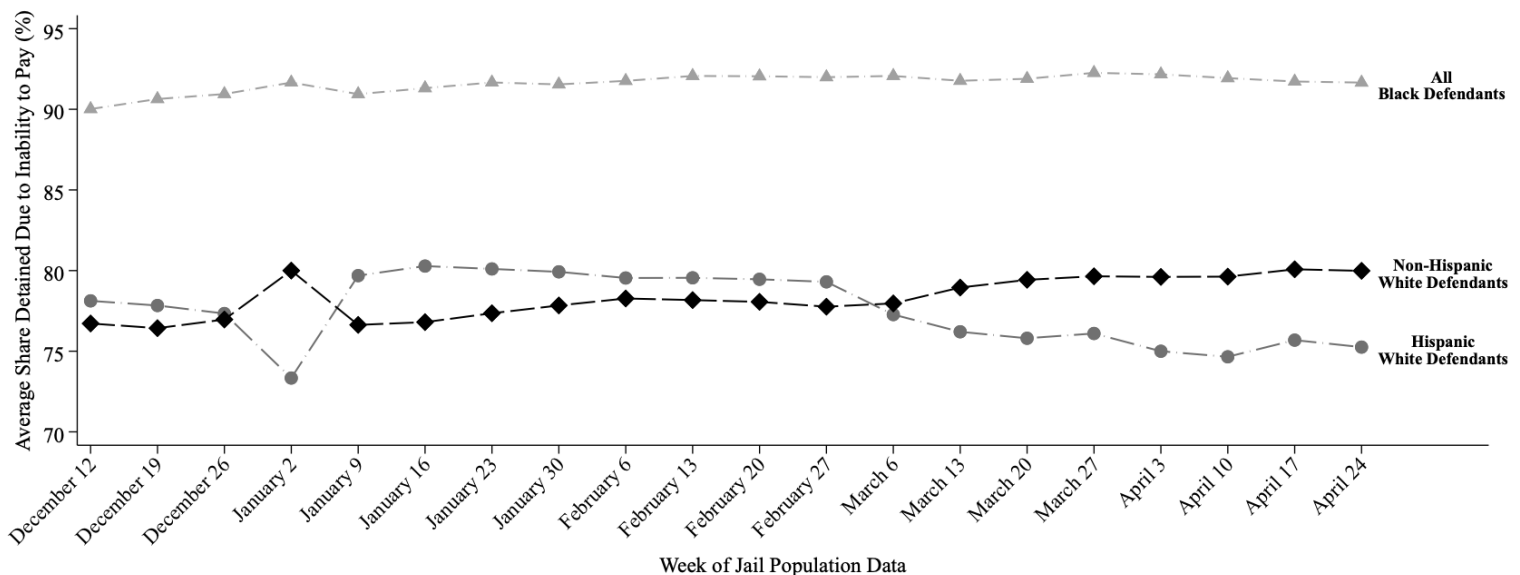
- **92% of Black defendants (264 out of 288)**
- **75% of Hispanic White defendants (84 out of 111)**
- **80% of non-Hispanic White defendants (172 out of 215)**

were detained per night based on inability to pay

Last week, among current pretrial jail inmates assigned to **Judge Franklin**, **92% of Black defendants (264 out of 288 on an average night)**, **75% of Hispanic White defendants (84 out of 111 on an average night)**, and **80% of non-Hispanic White defendants (172 out of 215 on an average night)** were detained in Harris County Jail because they couldn't afford money bail.

Judge Franklin's **racial difference in the share detained due to inability to pay for Black and Non-Hispanic White defendants** is among the **25% best** in Harris County. Her **racial difference in the share detained due to inability to pay for Hispanic and Non-Hispanic White defendants** is among the **50% best** in Harris County.

## Track Judge Franklin's Share Detained Due to Inability to Pay



This report uses jail population data provided by Harris County. Share detained due to inability to pay represents the percent of current pretrial jail inmates assigned to this judge who were detained because they couldn't afford money bail.

# HARRIS COUNTY FELONY PRETRIAL DETENTION REPORT

*Brought to you by the Texas Center for Justice and Equity and researchers at Harvard University*

May 1, 2022 - May 7, 2022



## Ramona Franklin – 338<sup>th</sup> District Court

Among current pretrial jail inmates assigned to Judge Franklin:

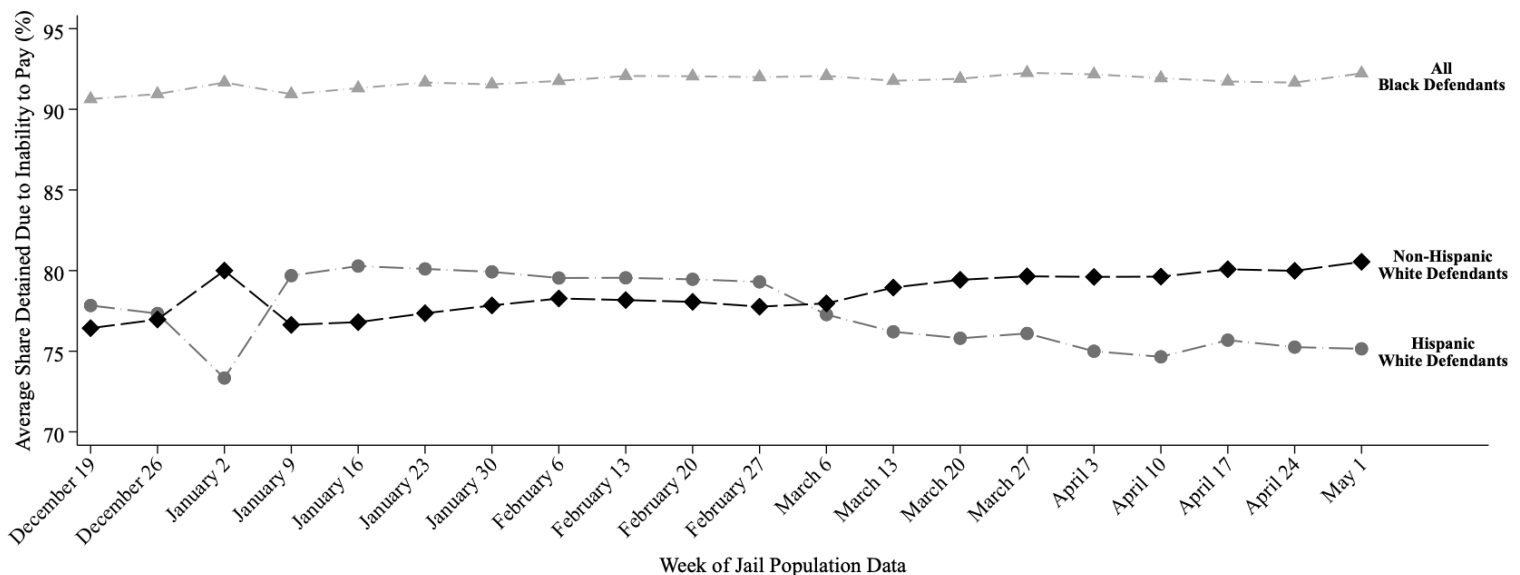
- **92% of Black defendants (269 out of 292)**
- **75% of Hispanic White defendants (83 out of 111)**
- **80% of non-Hispanic White defendants (172 out of 214)**

were detained per night based on inability to pay

Last week, among current pretrial jail inmates assigned to **Judge Franklin**, **92% of Black defendants (269 out of 292 on an average night)**, **75% of Hispanic White defendants (83 out of 111 on an average night)**, and **80% of non-Hispanic White defendants (172 out of 214 on an average night)** were detained in Harris County Jail because they couldn't afford money bail.

Judge Franklin's **racial difference in the share detained due to inability to pay for Black and Non-Hispanic White defendants** is among the **25% best** in Harris County. Her **racial difference in the share detained due to inability to pay for Hispanic and Non-Hispanic White defendants** is among the **50% best** in Harris County.

## Track Judge Franklin's Share Detained Due to Inability to Pay



This report uses jail population data provided by Harris County. Share detained due to inability to pay represents the percent of current pretrial jail inmates assigned to this judge who were detained because they couldn't afford money bail.

# HARRIS COUNTY FELONY PRETRIAL DETENTION REPORT

*Brought to you by the Texas Center for Justice and Equity and researchers at Harvard University*

May 8, 2022 - May 14, 2022



## Ramona Franklin – 338<sup>th</sup> District Court

Among current pretrial jail inmates assigned to Judge Franklin:

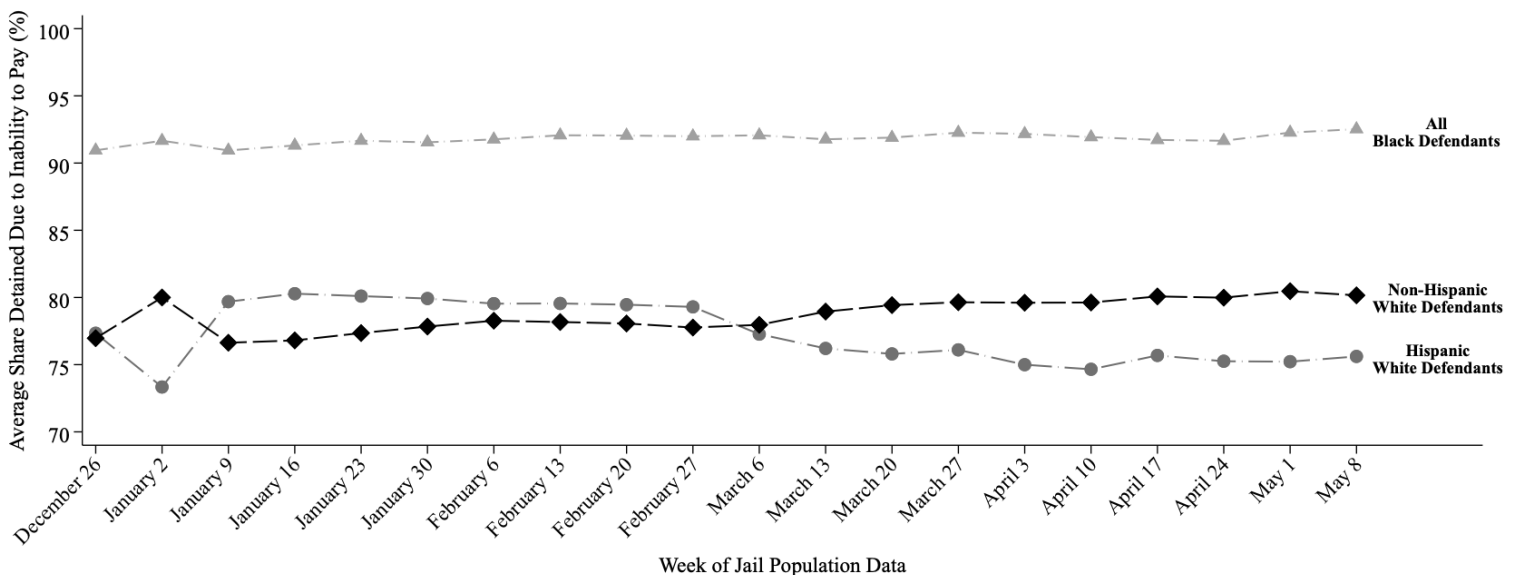
- **93% of Black defendants (272 out of 294)**
- **76% of Hispanic White defendants (84 out of 111)**
- **80% of non-Hispanic White defendants (171 out of 213)**

were detained per night based on inability to pay

Last week, among current pretrial jail inmates assigned to **Judge Franklin**, **93% of Black defendants (272 out of 294 on an average night)**, **76% of Hispanic White defendants (84 out of 111 on an average night)**, and **80% of non-Hispanic White defendants (171 out of 213 on an average night)** were detained in Harris County Jail because they couldn't afford money bail.

Judge Franklin's **racial difference in the share detained due to inability to pay for Black and Non-Hispanic White defendants** is among the **25% best** in Harris County. Her **racial difference in the share detained due to inability to pay for Hispanic and Non-Hispanic White defendants** is among the **50% best** in Harris County.

## Track Judge Franklin's Share Detained Due to Inability to Pay



This report uses jail population data provided by Harris County. Share detained due to inability to pay represents the percent of current pretrial jail inmates assigned to this judge who were detained because they couldn't afford money bail.

# HARRIS COUNTY FELONY PRETRIAL DETENTION REPORT

*Brought to you by the Texas Center for Justice and Equity and researchers at Harvard University*

May 15, 2022 - May 21, 2022



## Ramona Franklin – 338<sup>th</sup> District Court

Among current pretrial jail inmates assigned to Judge Franklin:

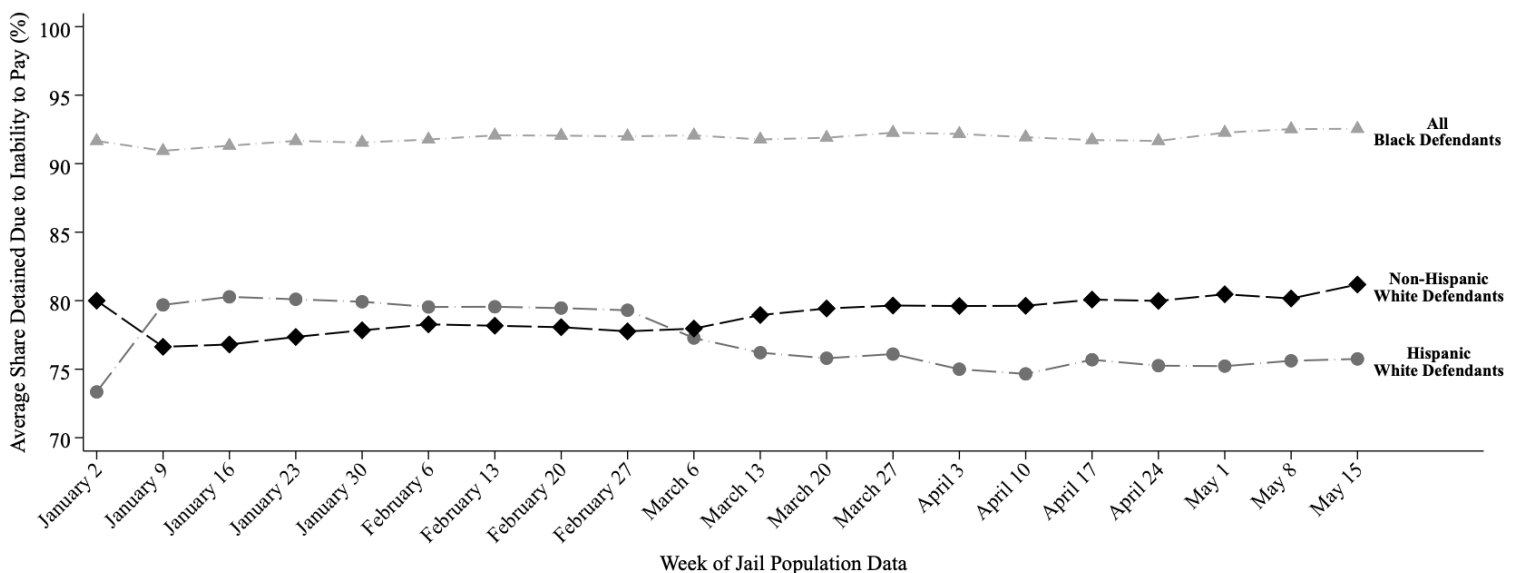
- **93% of Black defendants (266 out of 287)**
- **76% of Hispanic White defendants (83 out of 110)**
- **81% of non-Hispanic White defendants (173 out of 213)**

were detained per night based on inability to pay

Last week, among current pretrial jail inmates assigned to **Judge Franklin**, **93% of Black defendants (266 out of 287 on an average night)**, **76% of Hispanic White defendants (83 out of 110 on an average night)**, and **81% of non-Hispanic White defendants (173 out of 213 on an average night)** were detained in Harris County Jail because they couldn't afford money bail.

Judge Franklin's **racial difference in the share detained due to inability to pay for Black and Non-Hispanic White defendants** is among the **25% best** in Harris County. Her **racial difference in the share detained due to inability to pay for Hispanic and Non-Hispanic White defendants** is among the **50% worst** in Harris County.

## Track Judge Franklin's Share Detained Due to Inability to Pay



This report uses jail population data provided by Harris County. Share detained due to inability to pay represents the percent of current pretrial jail inmates assigned to this judge who were detained because they couldn't afford money bail.

# HARRIS COUNTY FELONY PRETRIAL DETENTION REPORT

*Brought to you by the Texas Center for Justice and Equity and researchers at Harvard University*

June 26, 2022 - July 2, 2022



## Ramona Franklin – 338<sup>th</sup> District Court

Among current pretrial jail inmates assigned to Judge Franklin:

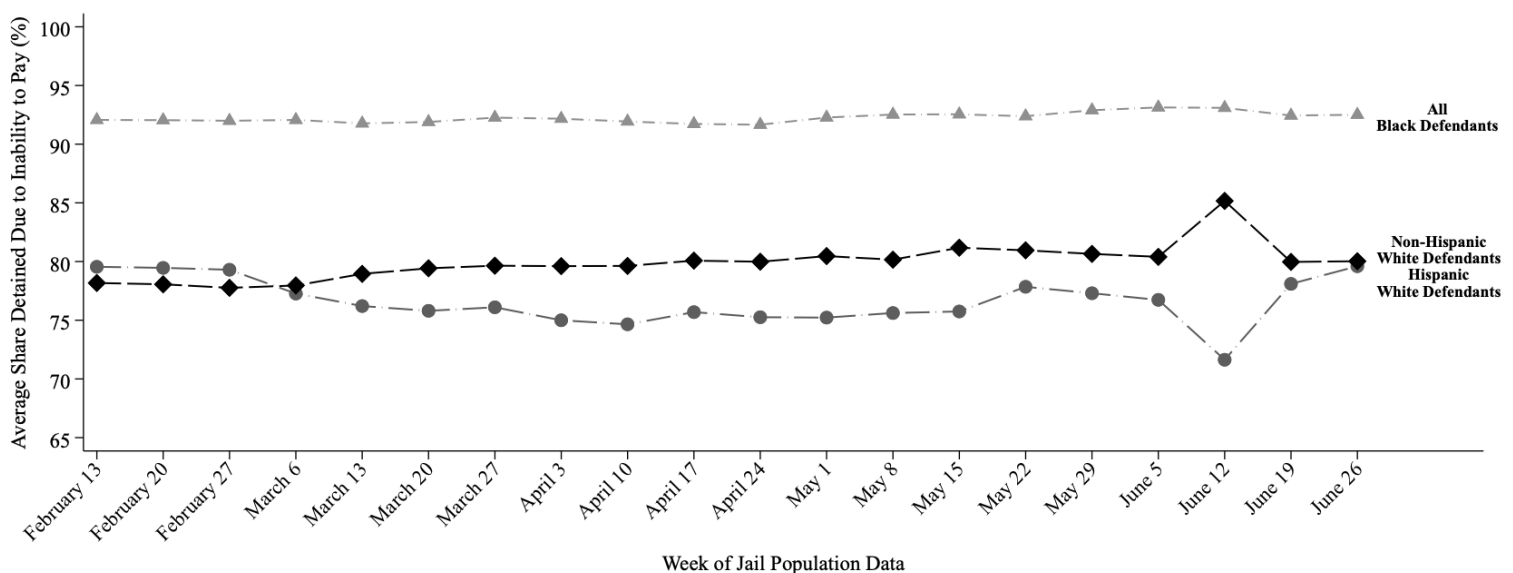
- **93% of Black defendants (252 out of 273)**
- **80% of Hispanic White defendants (91 out of 115)**
- **80% of non-Hispanic White defendants (165 out of 207)**

were detained per night based on inability to pay

Last week, among current pretrial jail inmates assigned to **Judge Franklin**, **93% of Black defendants (252 out of 273 on an average night)**, **80% of Hispanic White defendants (91 out of 115 on an average night)**, and **80% of non-Hispanic White defendants (165 out of 207 on an average night)** were detained in Harris County Jail because they couldn't afford money bail.

Judge Franklin's **racial difference in the share detained due to inability to pay for Black and Non-Hispanic White defendants** is among the **25% best** in Harris County. Her **racial difference in the share detained due to inability to pay for Hispanic and Non-Hispanic White defendants** is among the **25% best** in Harris County.

## Track Judge Franklin's Share Detained Due to Inability to Pay



This report uses jail population data provided by Harris County. Share detained due to inability to pay represents the percent of current pretrial jail inmates assigned to this judge who were detained because they couldn't afford money bail.

# HARRIS COUNTY FELONY PRETRIAL DETENTION REPORT

*Brought to you by the Texas Center for Justice and Equity and researchers at Harvard University*

July 17, 2022 - July 23, 2022



## Ramona Franklin – 338<sup>th</sup> District Court

Among current pretrial jail inmates assigned to Judge Franklin:

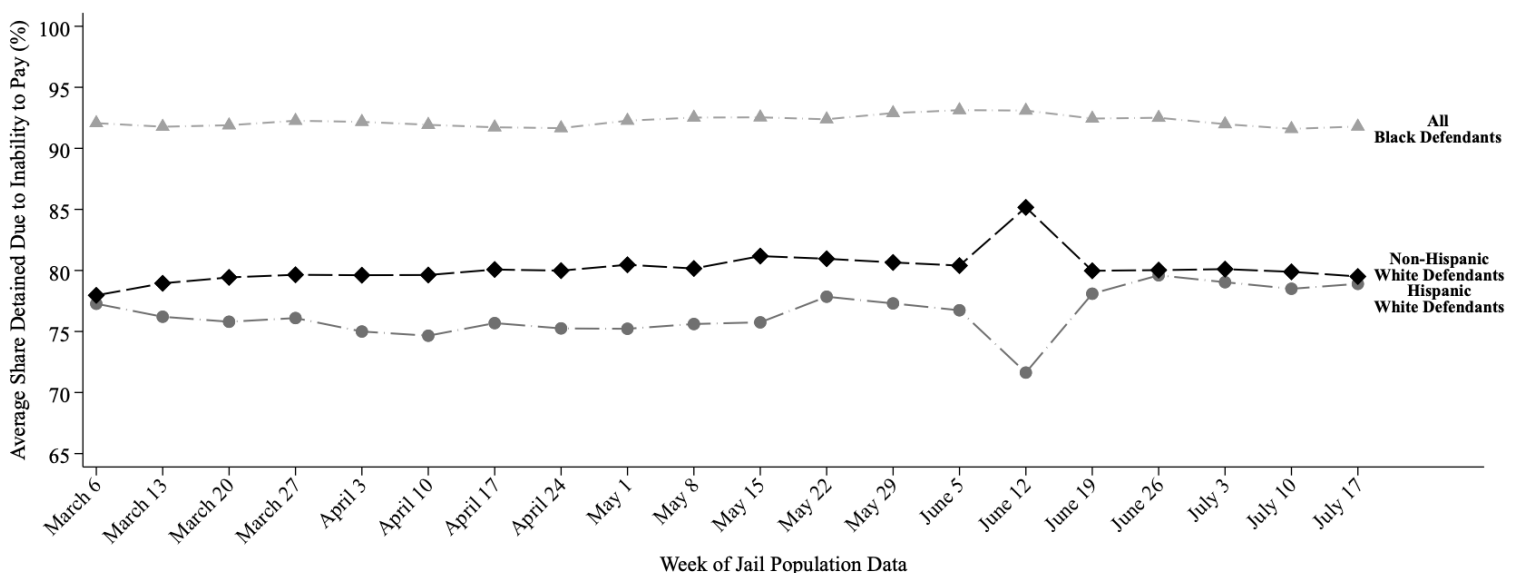
- **92% of Black defendants (248 out of 270)**
- **79% of Hispanic White defendants (94 out of 119)**
- **80% of non-Hispanic White defendants (156 out of 196)**

were detained per night based on inability to pay

Last week, among current pretrial jail inmates assigned to **Judge Franklin**, **92% of Black defendants (248 out of 270 on an average night)**, **79% of Hispanic White defendants (94 out of 119 on an average night)**, and **80% of non-Hispanic White defendants (156 out of 196 on an average night)** were detained in Harris County Jail because they couldn't afford money bail.

Judge Franklin's **racial difference in the share detained due to inability to pay for Black and Non-Hispanic White defendants** is among the **50% best** in Harris County. Her **racial difference in the share detained due to inability to pay for Hispanic and Non-Hispanic White defendants** is among the **25% best** in Harris County.

## Track Judge Franklin's Share Detained Due to Inability to Pay



This report uses jail population data provided by Harris County. Share detained due to inability to pay represents the percent of current pretrial jail inmates assigned to this judge who were detained because they couldn't afford money bail.



# HARRIS COUNTY FELONY PRETRIAL DETENTION REPORT

*Brought to you by the Texas Center for Justice and Equity and researchers at Harvard University*

July 24, 2022 - July 30, 2022



## Ramona Franklin – 338<sup>th</sup> District Court

Among current pretrial jail inmates assigned to Judge Franklin:

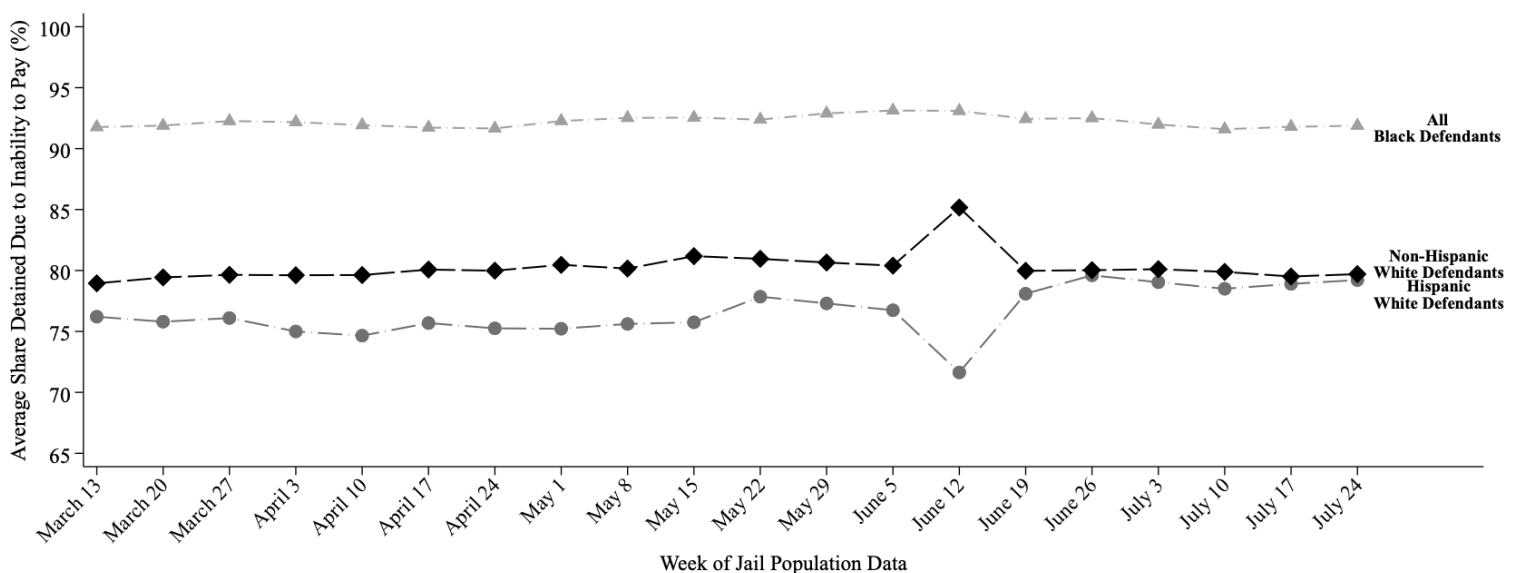
- **92% of Black defendants (254 out of 276)**
- **79% of Hispanic White defendants (93 out of 117)**
- **80% of non-Hispanic White defendants (154 out of 193)**

were detained per night based on inability to pay

Last week, among current pretrial jail inmates assigned to Judge Franklin, 92% of Black defendants (254 out of 276 on an average night), 79% of Hispanic White defendants (93 out of 117 on an average night), and 80% of non-Hispanic White defendants (154 out of 193 on an average night) were detained in Harris County Jail because they couldn't afford money bail.

Judge Franklin's racial difference in the share detained due to inability to pay for Black and Non-Hispanic White defendants is among the 50% best in Harris County. Her racial difference in the share detained due to inability to pay for Hispanic and Non-Hispanic White defendants is among the 25% best in Harris County.

## Track Judge Franklin's Share Detained Due to Inability to Pay



This report uses jail population data provided by Harris County. Share detained due to inability to pay represents the percent of current pretrial jail inmates assigned to this judge who were detained because they couldn't afford money bail.

# HARRIS COUNTY FELONY PRETRIAL DETENTION REPORT

*Brought to you by the Texas Center for Justice and Equity and researchers at Harvard University*

August 7, 2022 - August 13, 2022



## Ramona Franklin – 338<sup>th</sup> District Court

Among current pretrial jail inmates assigned to Judge Franklin:

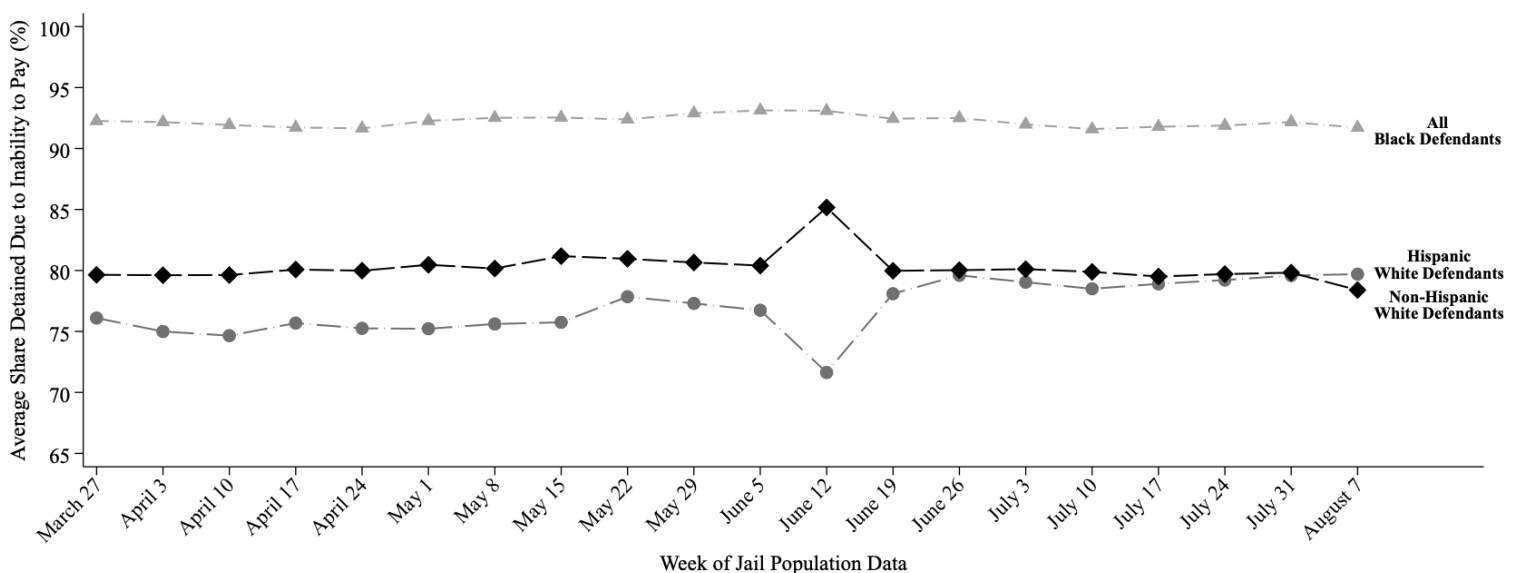
- **92% of Black defendants (252 out of 275)**
- **80% of Hispanic White defendants (86 out of 107)**
- **78% of non-Hispanic White defendants (147 out of 187)**

were detained per night based on inability to pay

Last week, among current pretrial jail inmates assigned to **Judge Franklin**, **92% of Black defendants (252 out of 275 on an average night)**, **80% of Hispanic White defendants (86 out of 107 on an average night)**, and **78% of non-Hispanic White defendants (147 out of 187 on an average night)** were detained in Harris County Jail because they couldn't afford money bail.

Judge Franklin's **racial difference in the share detained due to inability to pay for Black and Non-Hispanic White defendants** is among the **50% best** in Harris County. Her **racial difference in the share detained due to inability to pay for Hispanic and Non-Hispanic White defendants** is among the **25% best** in Harris County.

## Track Judge Franklin's Share Detained Due to Inability to Pay



This report uses jail population data provided by Harris County. Share detained due to inability to pay represents the percent of current pretrial jail inmates assigned to this judge who were detained because they couldn't afford money bail.

# HARRIS COUNTY FELONY PRETRIAL DETENTION REPORT

*Brought to you by the Texas Center for Justice and Equity and researchers at Harvard University*

August 14, 2022 - August 20, 2022



## Ramona Franklin – 338<sup>th</sup> District Court

Among current pretrial jail inmates assigned to Judge Franklin:

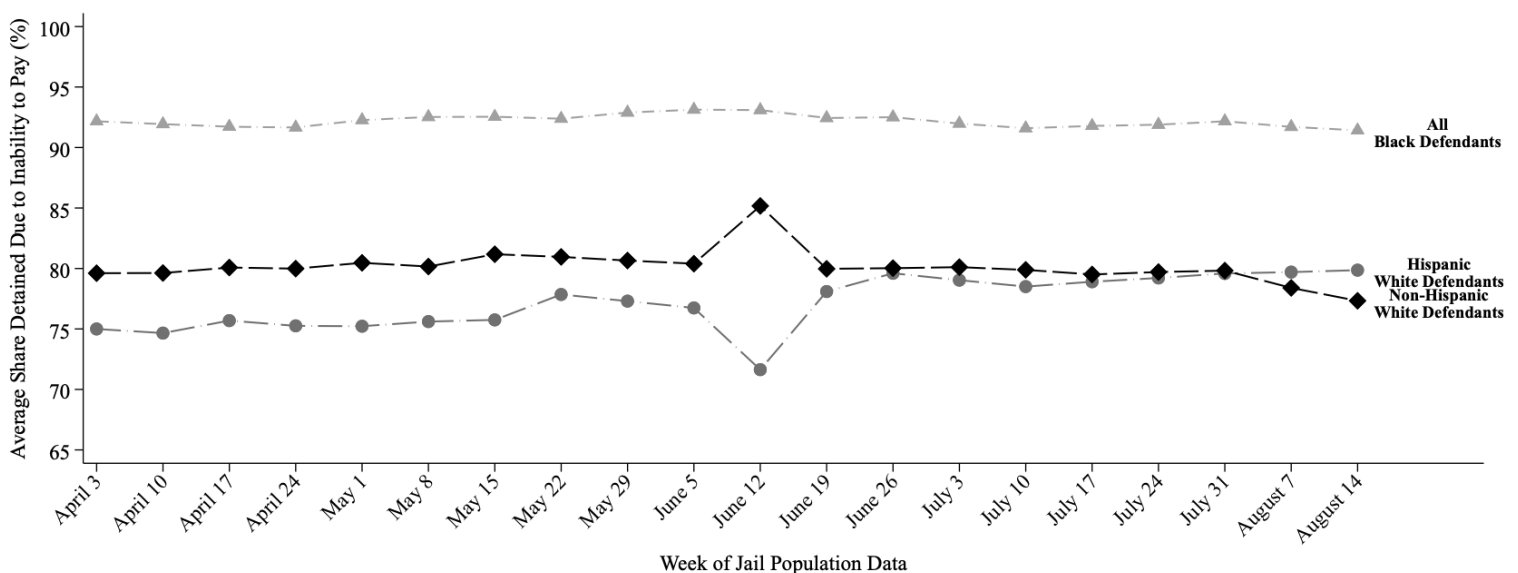
- **91% of Black defendants (253 out of 276)**
- **80% of Hispanic White defendants (83 out of 104)**
- **77% of non-Hispanic White defendants (145 out of 187)**

were detained per night based on inability to pay

Last week, among current pretrial jail inmates assigned to **Judge Franklin**, **91% of Black defendants (253 out of 276 on an average night)**, **80% of Hispanic White defendants (83 out of 104 on an average night)**, and **77% of non-Hispanic White defendants (145 out of 187 on an average night)** were detained in Harris County Jail because they couldn't afford money bail.

Judge Franklin's **racial difference in the share detained due to inability to pay for Black and Non-Hispanic White defendants** is among the **50% best** in Harris County. Her **racial difference in the share detained due to inability to pay for Hispanic and Non-Hispanic White defendants** is among the **50% best** in Harris County.

## Track Judge Franklin's Share Detained Due to Inability to Pay



This report uses jail population data provided by Harris County. Share detained due to inability to pay represents the percent of current pretrial jail inmates assigned to this judge who were detained because they couldn't afford money bail.

# HARRIS COUNTY FELONY PRETRIAL DETENTION REPORT

*Brought to you by the Texas Center for Justice and Equity and researchers at Harvard University*

August 21, 2022 - August 27, 2022



## Ramona Franklin – 338<sup>th</sup> District Court

Among current pretrial jail inmates assigned to Judge Franklin:

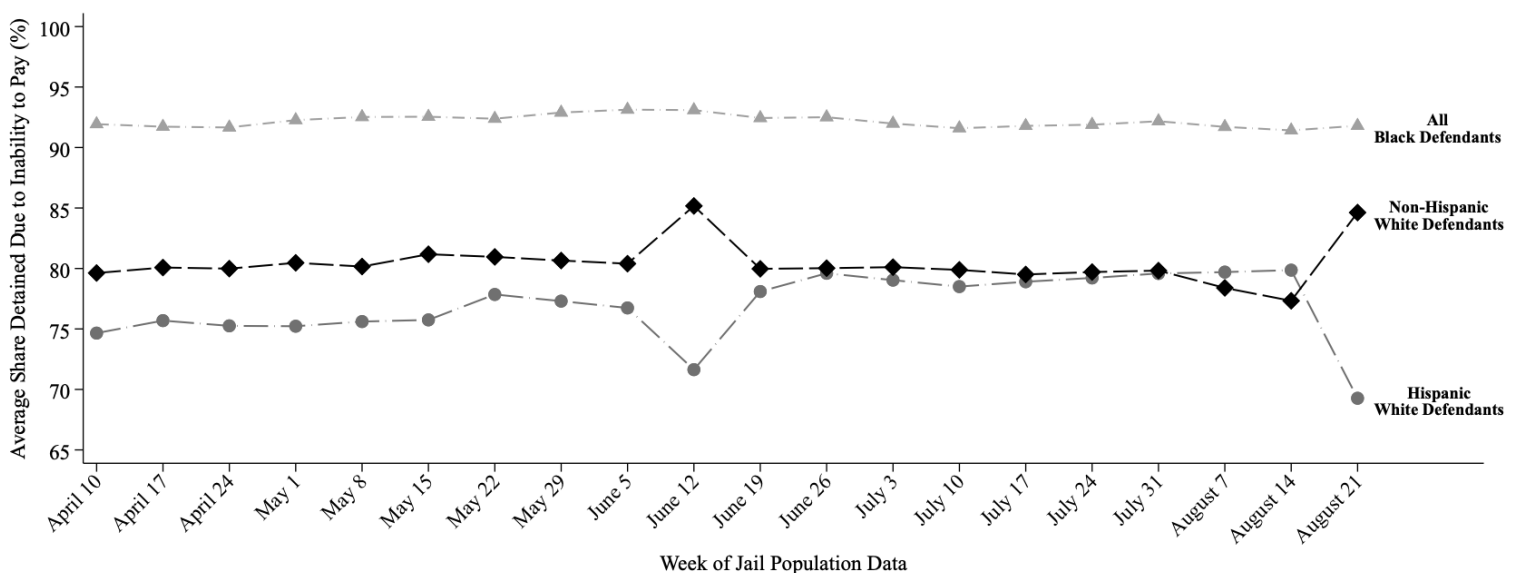
- **92% of Black defendants (254 out of 277)**
- **69% of Hispanic White defendants (96 out of 139)**
- **85% of non-Hispanic White defendants (119 out of 140)**

were detained per night based on inability to pay

Last week, among current pretrial jail inmates assigned to **Judge Franklin**, **92% of Black defendants (254 out of 277 on an average night)**, **69% of Hispanic White defendants (96 out of 139 on an average night)**, and **85% of non-Hispanic White defendants (119 out of 140 on an average night)** were detained in Harris County Jail because they couldn't afford money bail.

Judge Franklin's **racial difference in the share detained due to inability to pay for Black and Non-Hispanic White defendants** is among the **50% best** in Harris County. Her **racial difference in the share detained due to inability to pay for Hispanic and Non-Hispanic White defendants** is among the **50% worst** in Harris County.

## Track Judge Franklin's Share Detained Due to Inability to Pay



This report uses jail population data provided by Harris County. Share detained due to inability to pay represents the percent of current pretrial jail inmates assigned to this judge who were detained because they couldn't afford money bail.

# HARRIS COUNTY FELONY PRETRIAL DETENTION REPORT

*Brought to you by the Texas Center for Justice and Equity and researchers at Harvard University*

August 28, 2022 - September 3, 2022



## Ramona Franklin – 338<sup>th</sup> District Court

Among current pretrial jail inmates assigned to Judge Franklin:

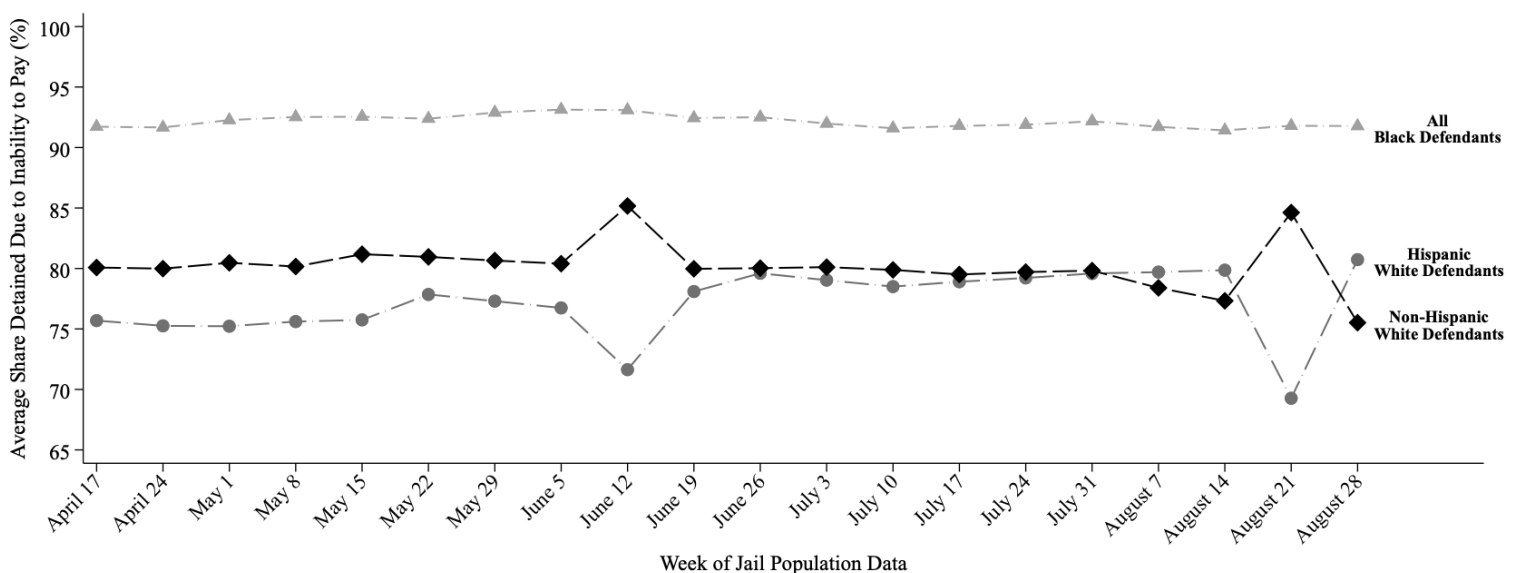
- **92% of Black defendants (257 out of 280)**
- **81% of Hispanic White defendants (79 out of 98)**
- **76% of non-Hispanic White defendants (136 out of 180)**

were detained per night based on inability to pay

Last week, among current pretrial jail inmates assigned to **Judge Franklin**, **92% of Black defendants (257 out of 280 on an average night)**, **81% of Hispanic White defendants (79 out of 98 on an average night)**, and **76% of non-Hispanic White defendants (136 out of 180 on an average night)** were detained in Harris County Jail because they couldn't afford money bail.

Judge Franklin's **racial difference in the share detained due to inability to pay for Black and Non-Hispanic White defendants** is among the **50% best** in Harris County. Her **racial difference in the share detained due to inability to pay for Hispanic and Non-Hispanic White defendants** is among the **50% worst** in Harris County.

## Track Judge Franklin's Share Detained Due to Inability to Pay



This report uses jail population data provided by Harris County. Share detained due to inability to pay represents the percent of current pretrial jail inmates assigned to this judge who were detained because they couldn't afford money bail.

# HARRIS COUNTY FELONY PRETRIAL DETENTION REPORT

*Brought to you by the Texas Center for Justice and Equity and researchers at Harvard University*

September 4, 2022 - September 10, 2022



## Ramona Franklin – 338<sup>th</sup> District Court

Among current pretrial jail inmates assigned to Judge Franklin:

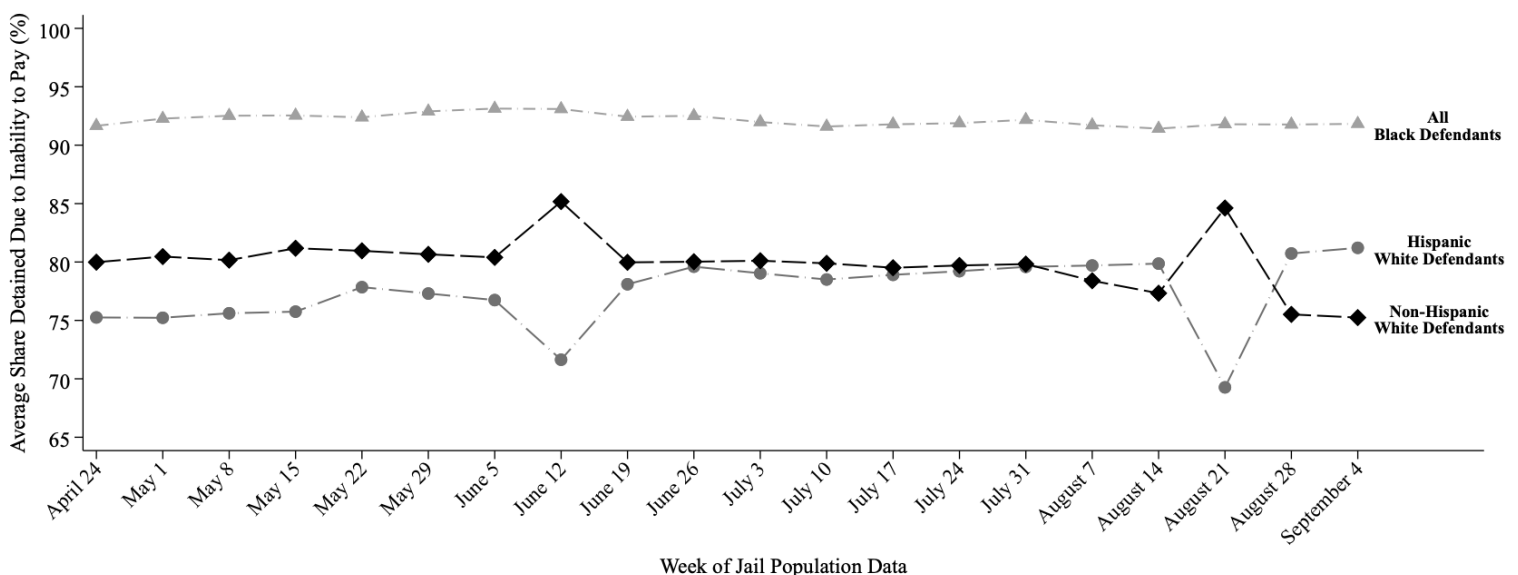
- **92% of Black defendants (255 out of 278)**
- **81% of Hispanic White defendants (80 out of 99)**
- **75% of non-Hispanic White defendants (133 out of 177)**

were detained per night based on inability to pay

Last week, among current pretrial jail inmates assigned to Judge Franklin, 92% of Black defendants (255 out of 278 on an average night), 81% of Hispanic White defendants (80 out of 99 on an average night), and 75% of non-Hispanic White defendants (133 out of 177 on an average night) were detained in Harris County Jail because they couldn't afford money bail.

Judge Franklin's racial difference in the share detained due to inability to pay for Black and Non-Hispanic White defendants is among the 50% best in Harris County. Her racial difference in the share detained due to inability to pay for Hispanic and Non-Hispanic White defendants is among the 50% worst in Harris County.

## Track Judge Franklin's Share Detained Due to Inability to Pay



This report uses jail population data provided by Harris County. Share detained due to inability to pay represents the percent of current pretrial jail inmates assigned to this judge who were detained because they couldn't afford money bail.



# HARRIS COUNTY FELONY PRETRIAL DETENTION REPORT

*Brought to you by the Texas Center for Justice and Equity and researchers at Harvard University*

September 18, 2022 - September 24, 2022



## Ramona Franklin – 338<sup>th</sup> District Court

Among current pretrial jail inmates assigned to Judge Franklin:

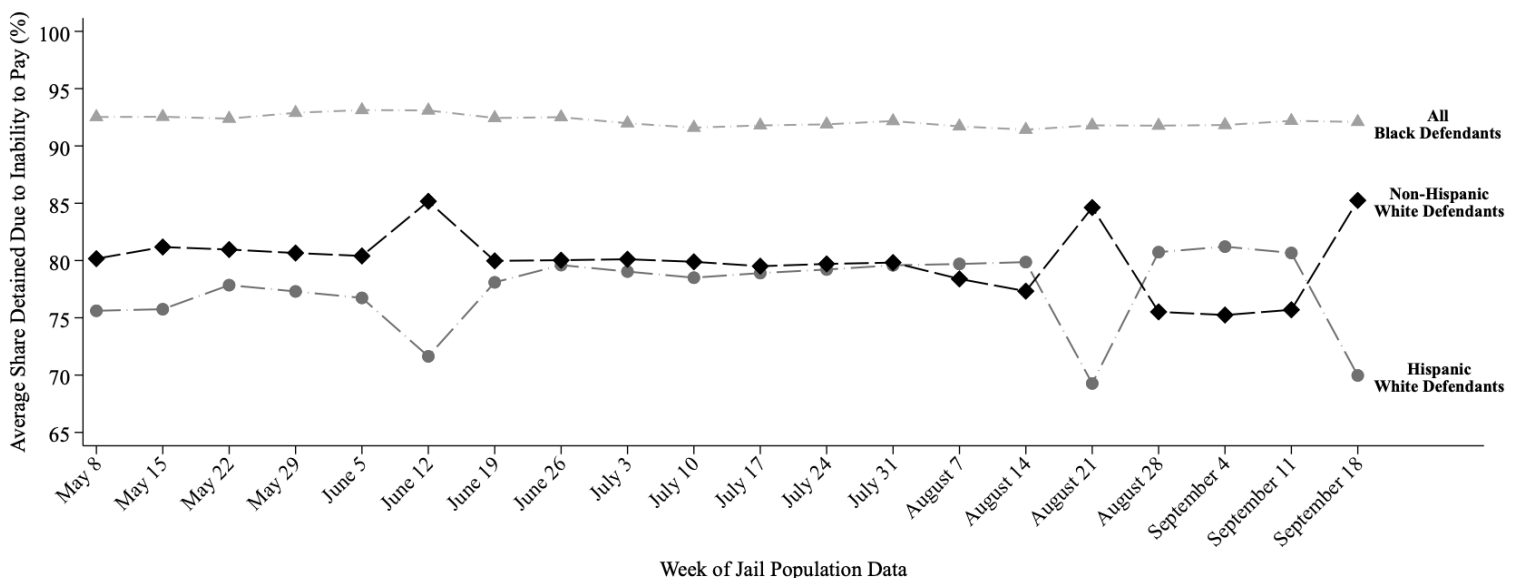
- **92% of Black defendants (255 out of 277)**
- **70% of Hispanic White defendants (96 out of 137)**
- **85% of non-Hispanic White defendants (115 out of 135)**

were detained per night based on inability to pay

Last week, among current pretrial jail inmates assigned to **Judge Franklin**, **92% of Black defendants (255 out of 277 on an average night)**, **70% of Hispanic White defendants (96 out of 137 on an average night)**, and **85% of non-Hispanic White defendants (115 out of 135 on an average night)** were detained in Harris County Jail because they couldn't afford money bail.

Judge Franklin's **racial difference in the share detained due to inability to pay for Black and Non-Hispanic White defendants** is among the **50% best** in Harris County. Her **racial difference in the share detained due to inability to pay for Hispanic and Non-Hispanic White defendants** is among the **50% best** in Harris County.

## Track Judge Franklin's Share Detained Due to Inability to Pay



This report uses jail population data provided by Harris County. Share detained due to inability to pay represents the percent of current pretrial jail inmates assigned to this judge who were detained because they couldn't afford money bail.

# HARRIS COUNTY FELONY PRETRIAL DETENTION REPORT

*Brought to you by the Texas Center for Justice and Equity and researchers at Harvard University*

October 2, 2022 - October 8, 2022



## Ramona Franklin – 338<sup>th</sup> District Court

Among current pretrial jail inmates assigned to Judge Franklin:

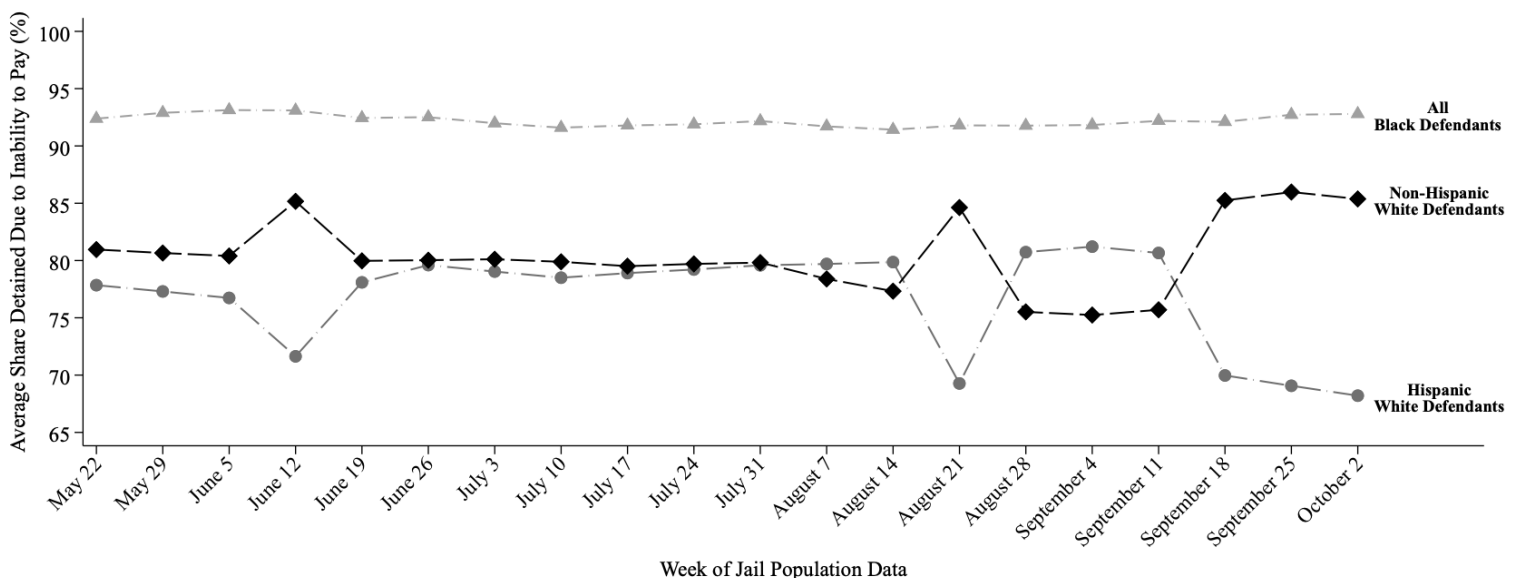
- **93% of Black defendants (258 out of 278)**
- **68% of Hispanic White defendants (95 out of 139)**
- **85% of non-Hispanic White defendants (108 out of 127)**

were detained per night based on inability to pay

Last week, among current pretrial jail inmates assigned to **Judge Franklin**, **93% of Black defendants (258 out of 278 on an average night)**, **68% of Hispanic White defendants (95 out of 139 on an average night)**, and **85% of non-Hispanic White defendants (108 out of 127 on an average night)** were detained in Harris County Jail because they couldn't afford money bail.

Judge Franklin's **racial difference in the share detained due to inability to pay for Black and Non-Hispanic White defendants** is among the **50% best** in Harris County. Her **racial difference in the share detained due to inability to pay for Hispanic and Non-Hispanic White defendants** is among the **50% worst** in Harris County.

## Track Judge Franklin's Share Detained Due to Inability to Pay



This report uses jail population data provided by Harris County. Share detained due to inability to pay represents the percent of current pretrial jail inmates assigned to this judge who were detained because they couldn't afford money bail.

# HARRIS COUNTY FELONY PRETRIAL DETENTION REPORT

*Brought to you by the Texas Center for Justice and Equity and researchers at Harvard University*

October 16, 2022 - October 22, 2022



## Ramona Franklin – 338<sup>th</sup> District Court

Among current pretrial jail inmates assigned to Judge Franklin:

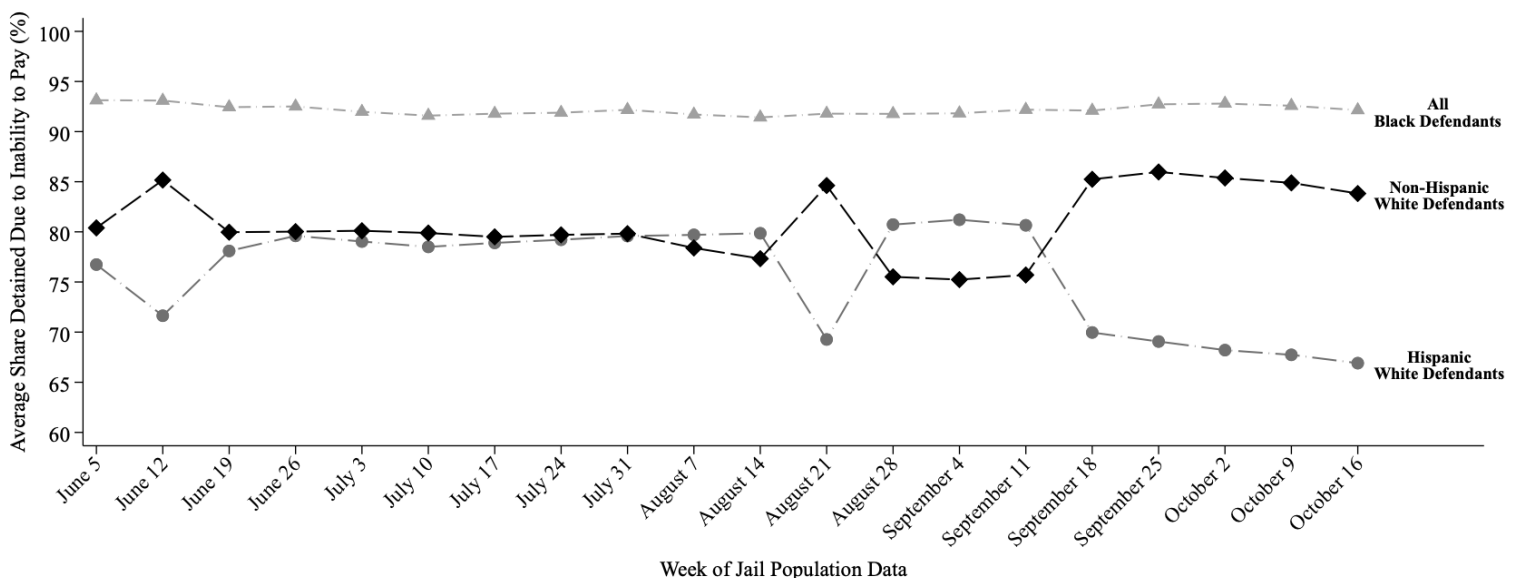
- **92% of Black defendants (255 out of 276)**
- **67% of Hispanic White defendants (93 out of 139)**
- **84% of non-Hispanic White defendants (105 out of 125)**

were detained per night based on inability to pay

Last week, among current pretrial jail inmates assigned to **Judge Franklin**, **92% of Black defendants (255 out of 276 on an average night)**, **67% of Hispanic White defendants (93 out of 139 on an average night)**, and **84% of non-Hispanic White defendants (105 out of 125 on an average night)** were detained in Harris County Jail because they couldn't afford money bail.

Judge Franklin's **racial difference in the share detained due to inability to pay for Black and Non-Hispanic White defendants** is among the **50% best** in Harris County. Her **racial difference in the share detained due to inability to pay for Hispanic and Non-Hispanic White defendants** is among the **50% worst** in Harris County.

## Track Judge Franklin's Share Detained Due to Inability to Pay



This report uses jail population data provided by Harris County. Share detained due to inability to pay represents the percent of current pretrial jail inmates assigned to this judge who were detained because they couldn't afford money bail.

# HARRIS COUNTY FELONY PRETRIAL DETENTION REPORT

Brought to you by the Texas Center for Justice and Equity and researchers at Harvard University

November 6, 2022 - November 12, 2022



## Ramona Franklin – 338<sup>th</sup> District Court

Among current pretrial jail inmates assigned to Judge Franklin:

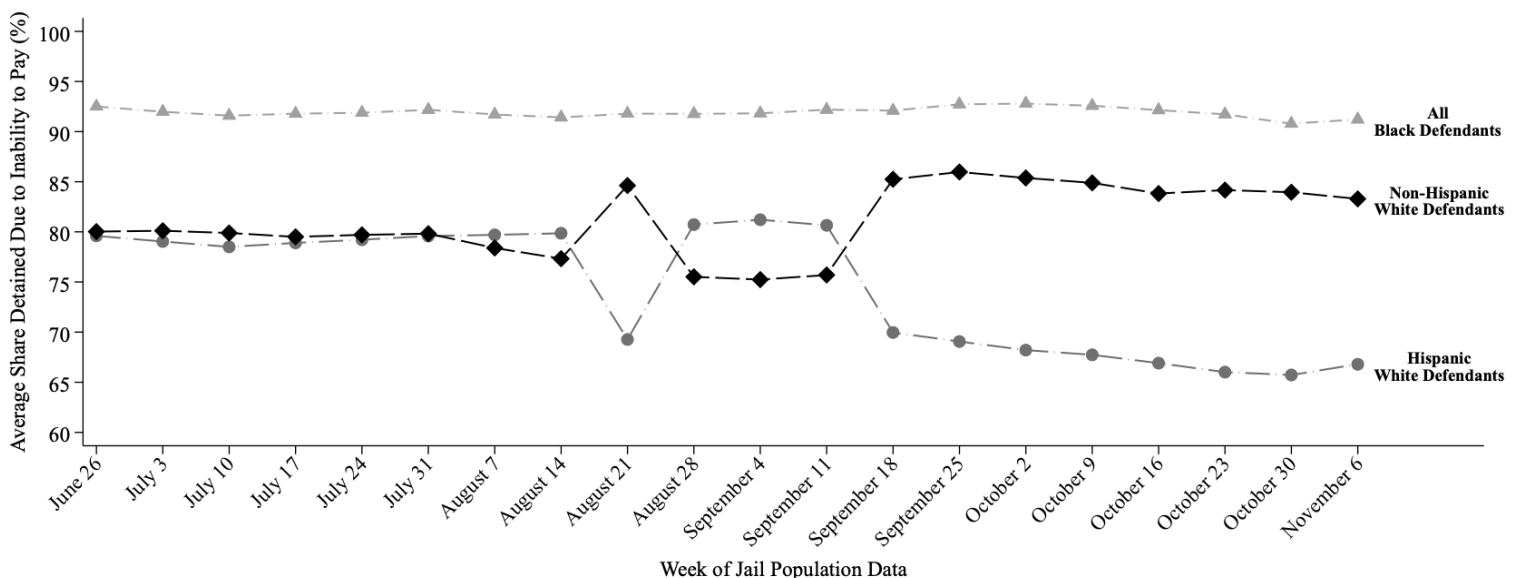
- **91% of Black defendants (242 out of 265)**
- **67% of Hispanic White defendants (97 out of 145)**
- **83% of non-Hispanic White defendants (95 out of 114)**

were detained per night based on inability to pay

Last week, among current pretrial jail inmates assigned to Judge Franklin, 91% of Black defendants (242 out of 265 on an average night), 67% of Hispanic White defendants (97 out of 145 on an average night), and 83% of non-Hispanic White defendants (95 out of 114 on an average night) were detained in Harris County Jail because they couldn't afford money bail.

Judge Franklin's racial difference in the share detained due to inability to pay for Black and Non-Hispanic White defendants is among the 25% best in Harris County. Her racial difference in the share detained due to inability to pay for Hispanic and Non-Hispanic White defendants is among the 50% best in Harris County.

## Track Judge Franklin's Share Detained Due to Inability to Pay



This report uses jail population data provided by Harris County. Share detained due to inability to pay represents the percent of current pretrial jail inmates assigned to this judge who were detained because they couldn't afford money bail.

# HARRIS COUNTY FELONY PRETRIAL DETENTION REPORT

*Brought to you by the Texas Center for Justice and Equity and researchers at Harvard University*

December 26, 2021 - January 1, 2022



## Nikita Harmon – 176<sup>th</sup> District Court

Among current pretrial jail inmates assigned to Judge Harmon:

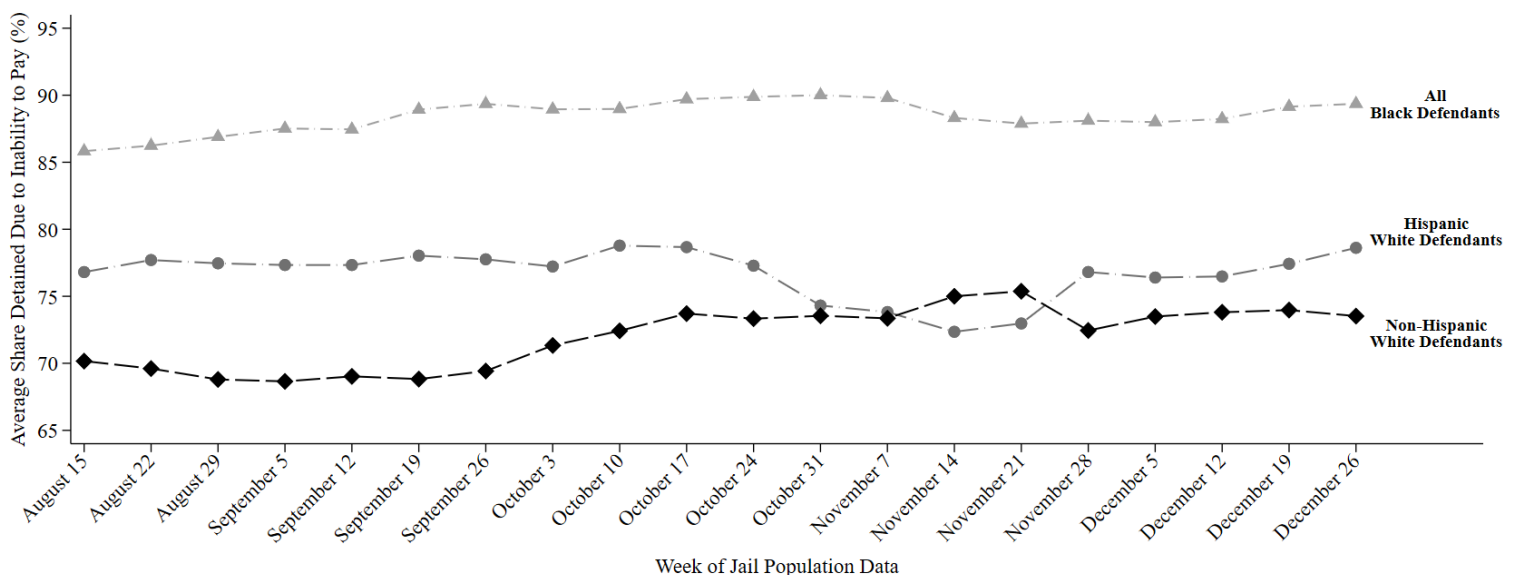
- **89% of Black defendants (193 out of 216)**
- **79% of Hispanic White defendants (57 out of 72)**
- **74% of non-Hispanic White defendants (89 out of 121)**

were detained per night based on inability to pay

Last week, among current pretrial jail inmates assigned to **Judge Harmon**, **89% of Black defendants (193 out of 216 on an average night)**, **79% of Hispanic White defendants (57 out of 72 on an average night)**, and **74% of non-Hispanic White defendants (89 out of 121 on an average night)** were detained in Harris County Jail because they couldn't afford money bail.

Judge Harmon's **racial difference in the share detained due to inability to pay for Black and Non-Hispanic White defendants** is among the **50% worst** in Harris County. Her **racial difference in the share detained due to inability to pay for Hispanic and Non-Hispanic White defendants** is among the **50% best** in Harris County.

## Track Judge Harmon's Share Detained Due to Inability to Pay



This report uses jail population data provided by Harris County. Share detained due to inability to pay represents the percent of current pretrial jail inmates assigned to this judge who were detained because they couldn't afford money bail.

# HARRIS COUNTY FELONY PRETRIAL DETENTION REPORT

*Brought to you by the Texas Center for Justice and Equity and researchers at Harvard University*

January 9, 2022 - January 15, 2022



## Nikita Harmon – 176<sup>th</sup> District Court

Among current pretrial jail inmates assigned to Judge Harmon:

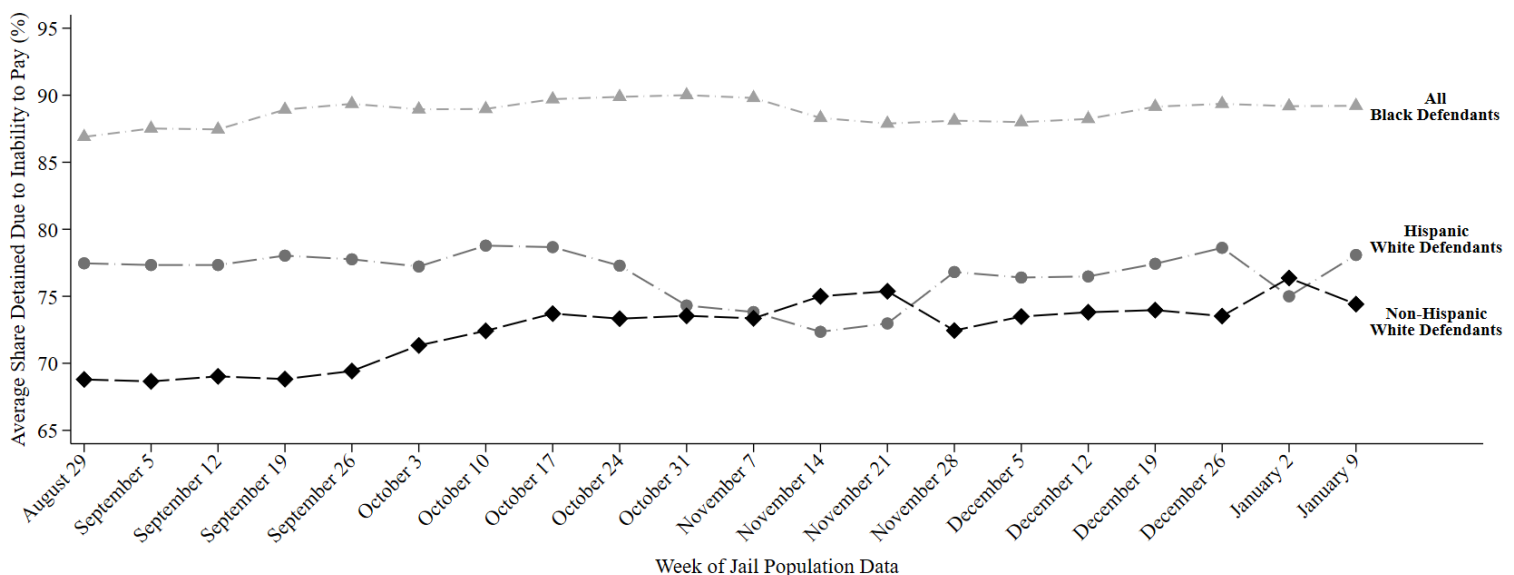
- **89% of Black defendants (187 out of 209)**
- **78% of Hispanic White defendants (57 out of 73)**
- **74% of non-Hispanic White defendants (91 out of 122)**

were detained per night based on inability to pay

Last week, among current pretrial jail inmates assigned to **Judge Harmon**, **89% of Black defendants (187 out of 209 on an average night)**, **78% of Hispanic White defendants (57 out of 73 on an average night)**, and **74% of non-Hispanic White defendants (91 out of 122 on an average night)** were detained in Harris County Jail because they couldn't afford money bail.

Judge Harmon's **racial difference in the share detained due to inability to pay for Black and Non-Hispanic White defendants** is among the **50% worst** in Harris County. Her **racial difference in the share detained due to inability to pay for Hispanic and Non-Hispanic White defendants** is among the **50% best** in Harris County.

## Track Judge Harmon's Share Detained Due to Inability to Pay



This report uses jail population data provided by Harris County. Share detained due to inability to pay represents the percent of current pretrial jail inmates assigned to this judge who were detained because they couldn't afford money bail.



# HARRIS COUNTY FELONY PRETRIAL DETENTION REPORT

*Brought to you by the Texas Center for Justice and Equity and researchers at Harvard University*

January 16, 2022 - January 22, 2022



## Nikita Harmon – 176<sup>th</sup> District Court

Among current pretrial jail inmates assigned to Judge Harmon:

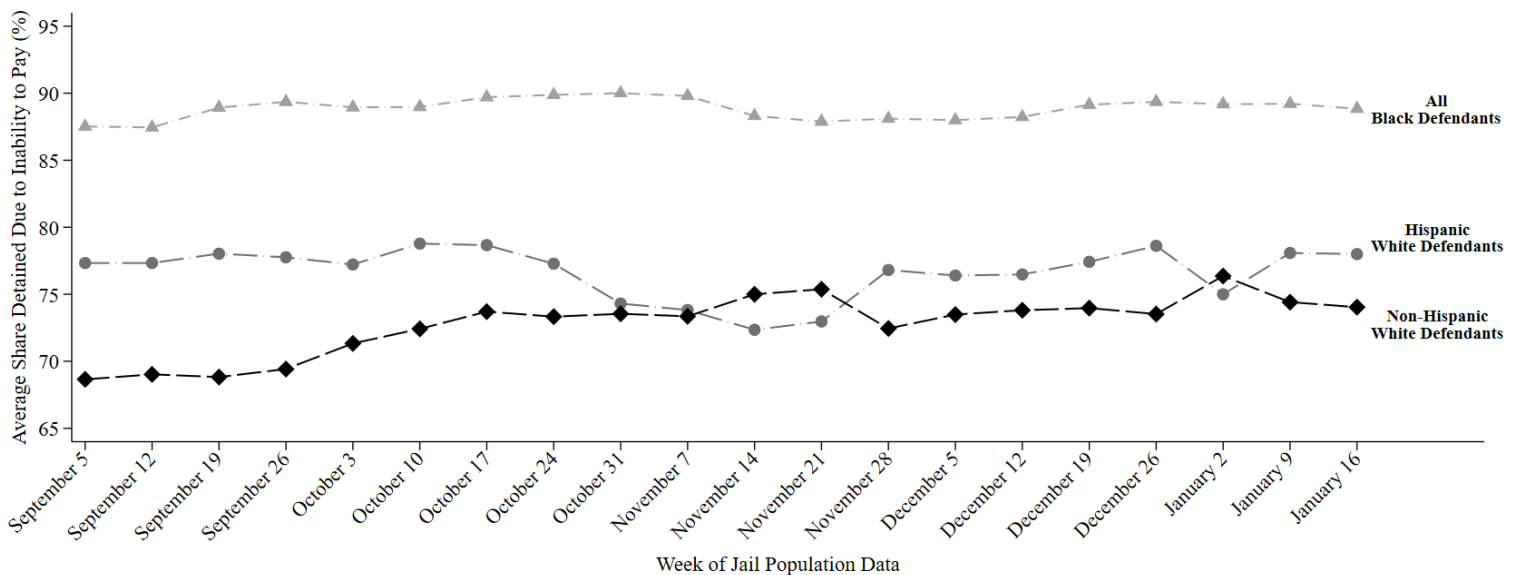
- **89% of Black defendants (184 out of 207)**
- **78% of Hispanic White defendants (56 out of 71)**
- **74% of non-Hispanic White defendants (91 out of 123)**

were detained per night based on inability to pay

Last week, among current pretrial jail inmates assigned to **Judge Harmon**, **89% of Black defendants (184 out of 207 on an average night)**, **78% of Hispanic White defendants (56 out of 71 on an average night)**, and **74% of non-Hispanic White defendants (91 out of 123 on an average night)** were detained in Harris County Jail because they couldn't afford money bail.

Judge Harmon's **racial difference in the share detained due to inability to pay for Black and Non-Hispanic White defendants** is among the **50% best** in Harris County. Her **racial difference in the share detained due to inability to pay for Hispanic and Non-Hispanic White defendants** is among the **50% best** in Harris County.

## Track Judge Harmon's Share Detained Due to Inability to Pay



This report uses jail population data provided by Harris County. Share detained due to inability to pay represents the percent of current pretrial jail inmates assigned to this judge who were detained because they couldn't afford money bail.

# HARRIS COUNTY FELONY PRETRIAL DETENTION REPORT

*Brought to you by the Texas Center for Justice and Equity and researchers at Harvard University*

February 20, 2022 - February 26, 2022



## Nikita Harmon – 176<sup>th</sup> District Court

Among current pretrial jail inmates assigned to Judge Harmon:

- **89% of Black defendants (189 out of 213)**
- **78% of Hispanic White defendants (54 out of 69)**
- **72% of non-Hispanic White defendants (88 out of 123)**

were detained per night based on inability to pay

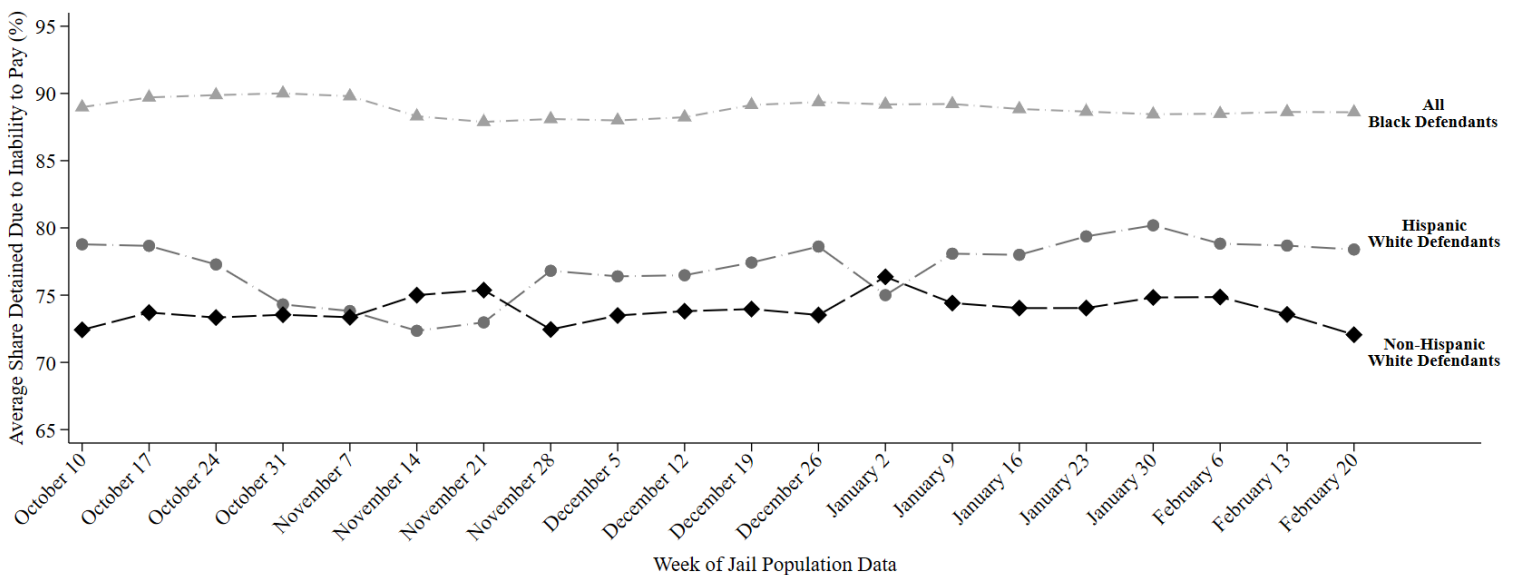
---

Last week, among current pretrial jail inmates assigned to **Judge Harmon**, **89% of Black defendants (189 out of 213 on an average night)**, **78% of Hispanic White defendants (54 out of 69 on an average night)**, and **72% of non-Hispanic White defendants (88 out of 123 on an average night)** were detained in Harris County Jail because they couldn't afford money bail.

Judge Harmon's **racial difference in the share detained due to inability to pay for Black and Non-Hispanic White defendants** is among the **50% worst** in Harris County. Her **racial difference in the share detained due to inability to pay for Hispanic and Non-Hispanic White defendants** is among the **50% worst** in Harris County.

---

## Track Judge Harmon's Share Detained Due to Inability to Pay



This report uses jail population data provided by Harris County. Share detained due to inability to pay represents the percent of current pretrial jail inmates assigned to this judge who were detained because they couldn't afford money bail.

# HARRIS COUNTY FELONY PRETRIAL DETENTION REPORT

*Brought to you by the Texas Center for Justice and Equity and researchers at Harvard University*

February 27, 2022 - March 5, 2022



## Nikita Harmon – 176<sup>th</sup> District Court

Among current pretrial jail inmates assigned to Judge Harmon:

- **88% of Black defendants (180 out of 205)**
- **79% of Hispanic White defendants (55 out of 70)**
- **72% of non-Hispanic White defendants (88 out of 122)**

were detained per night based on inability to pay

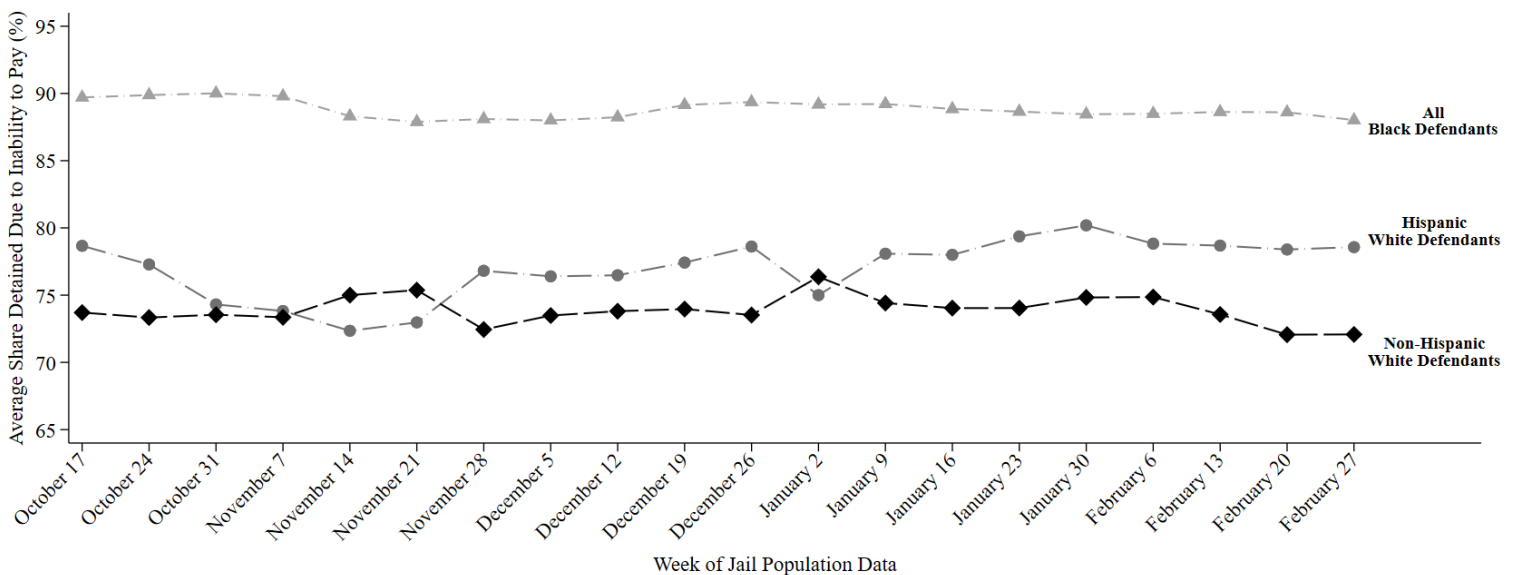
---

Last week, among current pretrial jail inmates assigned to **Judge Harmon**, **88% of Black defendants (180 out of 205 on an average night)**, **79% of Hispanic White defendants (55 out of 70 on an average night)**, and **72% of non-Hispanic White defendants (88 out of 122 on an average night)** were detained in Harris County Jail because they couldn't afford money bail.

Judge Harmon's **racial difference in the share detained due to inability to pay for Black and Non-Hispanic White defendants** is among the **50% worst** in Harris County. Her **racial difference in the share detained due to inability to pay for Hispanic and Non-Hispanic White defendants** is among the **50% worst** in Harris County.

---

## Track Judge Harmon's Share Detained Due to Inability to Pay



This report uses jail population data provided by Harris County. Share detained due to inability to pay represents the percent of current pretrial jail inmates assigned to this judge who were detained because they couldn't afford money bail.

# HARRIS COUNTY FELONY PRETRIAL DETENTION REPORT

*Brought to you by the Texas Center for Justice and Equity and researchers at Harvard University*

March 13, 2022 - March 19, 2022



## Nikita Harmon – 176<sup>th</sup> District Court

Among current pretrial jail inmates assigned to Judge Harmon:

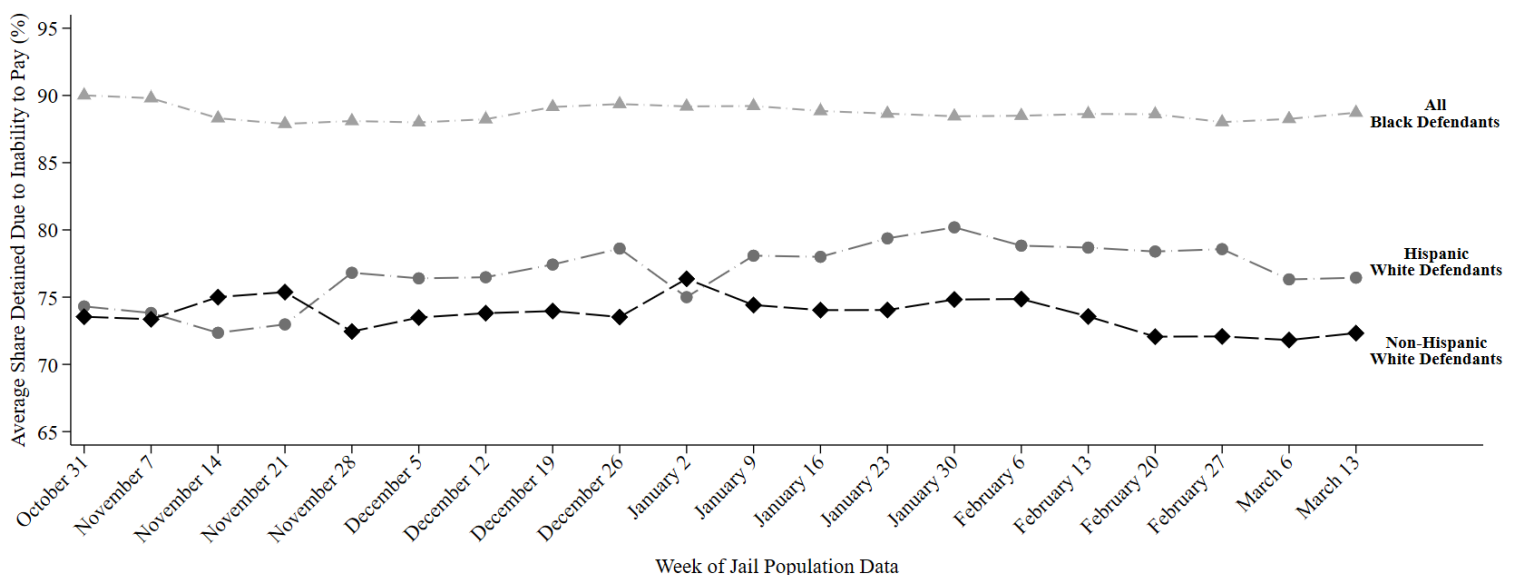
- **89% of Black defendants (184 out of 208)**
- **76% of Hispanic White defendants (51 out of 67)**
- **72% of non-Hispanic White defendants (89 out of 123)**

were detained per night based on inability to pay

Last week, among current pretrial jail inmates assigned to **Judge Harmon**, **89% of Black defendants (184 out of 208 on an average night)**, **76% of Hispanic White defendants (51 out of 67 on an average night)**, and **72% of non-Hispanic White defendants (89 out of 123 on an average night)** were detained in Harris County Jail because they couldn't afford money bail.

Judge Harmon's **racial difference in the share detained due to inability to pay for Black and Non-Hispanic White defendants** is among the **50% worst** in Harris County. Her **racial difference in the share detained due to inability to pay for Hispanic and Non-Hispanic White defendants** is among the **50% best** in Harris County.

## Track Judge Harmon's Share Detained Due to Inability to Pay



This report uses jail population data provided by Harris County. Share detained due to inability to pay represents the percent of current pretrial jail inmates assigned to this judge who were detained because they couldn't afford money bail.

# HARRIS COUNTY FELONY PRETRIAL DETENTION REPORT

*Brought to you by the Texas Center for Justice and Equity and researchers at Harvard University*

March 27, 2022 - April 1, 2022



## Nikita Harmon – 176<sup>th</sup> District Court

Among current pretrial jail inmates assigned to Judge Harmon:

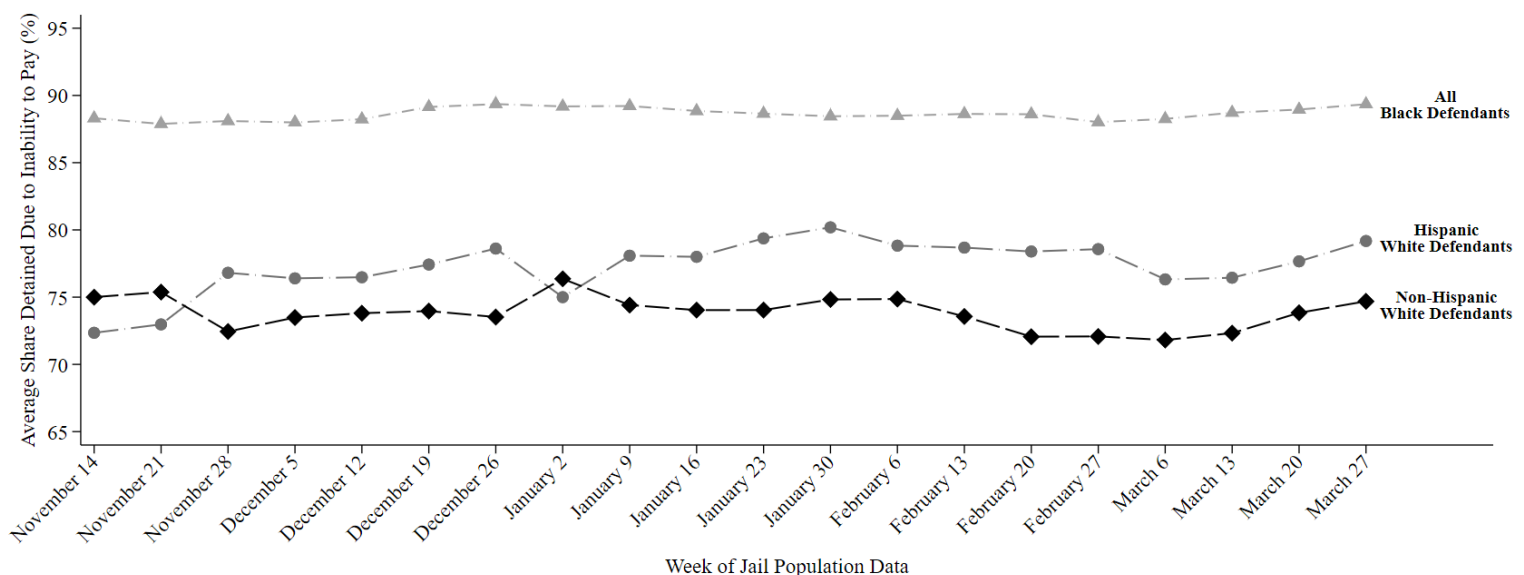
- **89% of Black defendants (183 out of 205)**
- **79% of Hispanic White defendants (58 out of 73)**
- **75% of non-Hispanic White defendants (91 out of 122)**

were detained per night based on inability to pay

Last week, among current pretrial jail inmates assigned to **Judge Harmon**, **89% of Black defendants (183 out of 205 on an average night)**, **79% of Hispanic White defendants (58 out of 73 on an average night)**, and **75% of non-Hispanic White defendants (91 out of 122 on an average night)** were detained in Harris County Jail because they couldn't afford money bail.

Judge Harmon's **racial difference in the share detained due to inability to pay for Black and Non-Hispanic White defendants** is among the **50% best** in Harris County. Her **racial difference in the share detained due to inability to pay for Hispanic and Non-Hispanic White defendants** is among the **50% best** in Harris County.

## Track Judge Harmon's Share Detained Due to Inability to Pay



This report uses jail population data provided by Harris County. Share detained due to inability to pay represents the percent of current pretrial jail inmates assigned to this judge who were detained because they couldn't afford money bail.

# HARRIS COUNTY FELONY PRETRIAL DETENTION REPORT

*Brought to you by the Texas Center for Justice and Equity and researchers at Harvard University*

April 10, 2022 - April 16, 2022



## Nikita Harmon – 176<sup>th</sup> District Court

Among current pretrial jail inmates assigned to Judge Harmon:

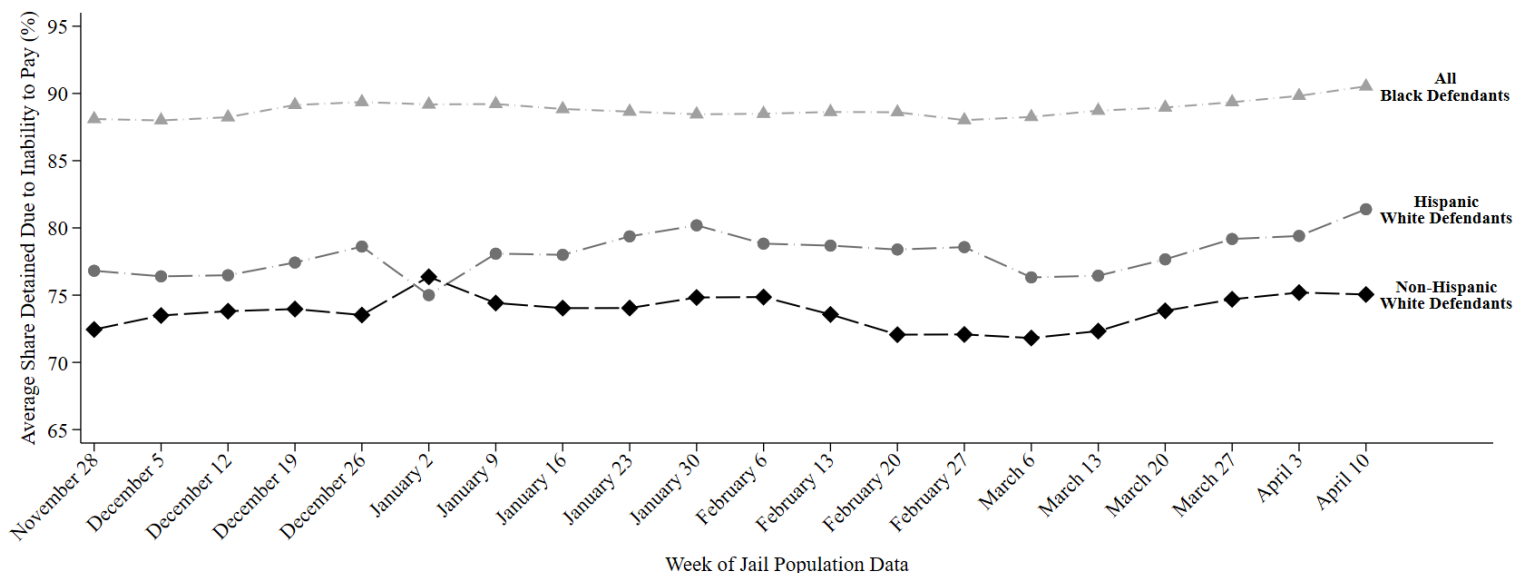
- **91% of Black defendants (181 out of 200)**
- **82% of Hispanic White defendants (60 out of 74)**
- **75% of non-Hispanic White defendants (93 out of 123)**

were detained per night based on inability to pay

Last week, among current pretrial jail inmates assigned to **Judge Harmon**, **91% of Black defendants (181 out of 200 on an average night)**, **82% of Hispanic White defendants (60 out of 74 on an average night)**, and **75% of non-Hispanic White defendants (93 out of 123 on an average night)** were detained in Harris County Jail because they couldn't afford money bail.

Judge Harmon's **racial difference in the share detained due to inability to pay for Black and Non-Hispanic White defendants** is among the **50% best** in Harris County. Her **racial difference in the share detained due to inability to pay for Hispanic and Non-Hispanic White defendants** is among the **50% worst** in Harris County.

## Track Judge Harmon's Share Detained Due to Inability to Pay



This report uses jail population data provided by Harris County. Share detained due to inability to pay represents the percent of current pretrial jail inmates assigned to this judge who were detained because they couldn't afford money bail.



# HARRIS COUNTY FELONY PRETRIAL DETENTION REPORT

*Brought to you by the Texas Center for Justice and Equity and researchers at Harvard University*

April 24, 2022 - April 30, 2022



## Nikita Harmon – 176<sup>th</sup> District Court

Among current pretrial jail inmates assigned to Judge Harmon:

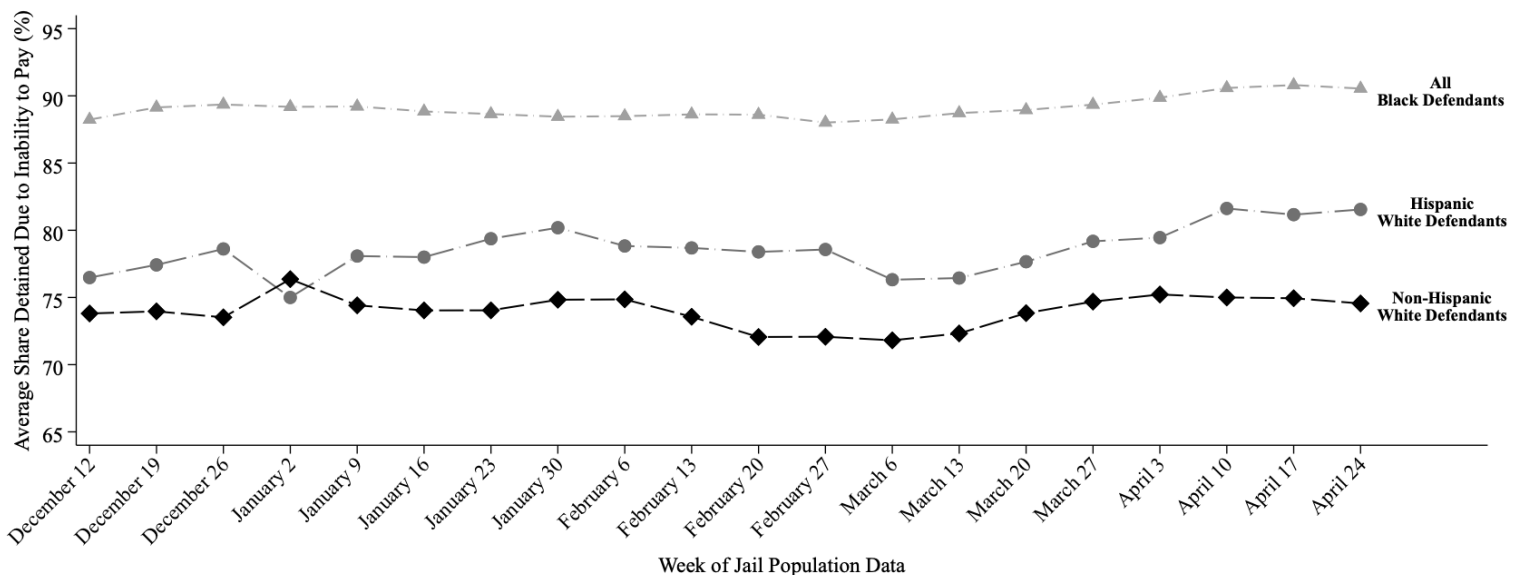
- **91% of Black defendants (183 out of 202)**
- **82% of Hispanic White defendants (63 out of 77)**
- **75% of non-Hispanic White defendants (96 out of 129)**

were detained per night based on inability to pay

Last week, among current pretrial jail inmates assigned to **Judge Harmon**, **91% of Black defendants (183 out of 202 on an average night)**, **82% of Hispanic White defendants (63 out of 77 on an average night)**, and **75% of non-Hispanic White defendants (96 out of 129 on an average night)** were detained in Harris County Jail because they couldn't afford money bail.

Judge Harmon's **racial difference in the share detained due to inability to pay for Black and Non-Hispanic White defendants** is among the **50% best** in Harris County. Her **racial difference in the share detained due to inability to pay for Hispanic and Non-Hispanic White defendants** is among the **50% worst** in Harris County.

## Track Judge Harmon's Share Detained Due to Inability to Pay



This report uses jail population data provided by Harris County. Share detained due to inability to pay represents the percent of current pretrial jail inmates assigned to this judge who were detained because they couldn't afford money bail.

# HARRIS COUNTY FELONY PRETRIAL DETENTION REPORT

*Brought to you by the Texas Center for Justice and Equity and researchers at Harvard University*

May 1, 2022 - May 7, 2022



## Nikita Harmon – 176<sup>th</sup> District Court

Among current pretrial jail inmates assigned to Judge Harmon:

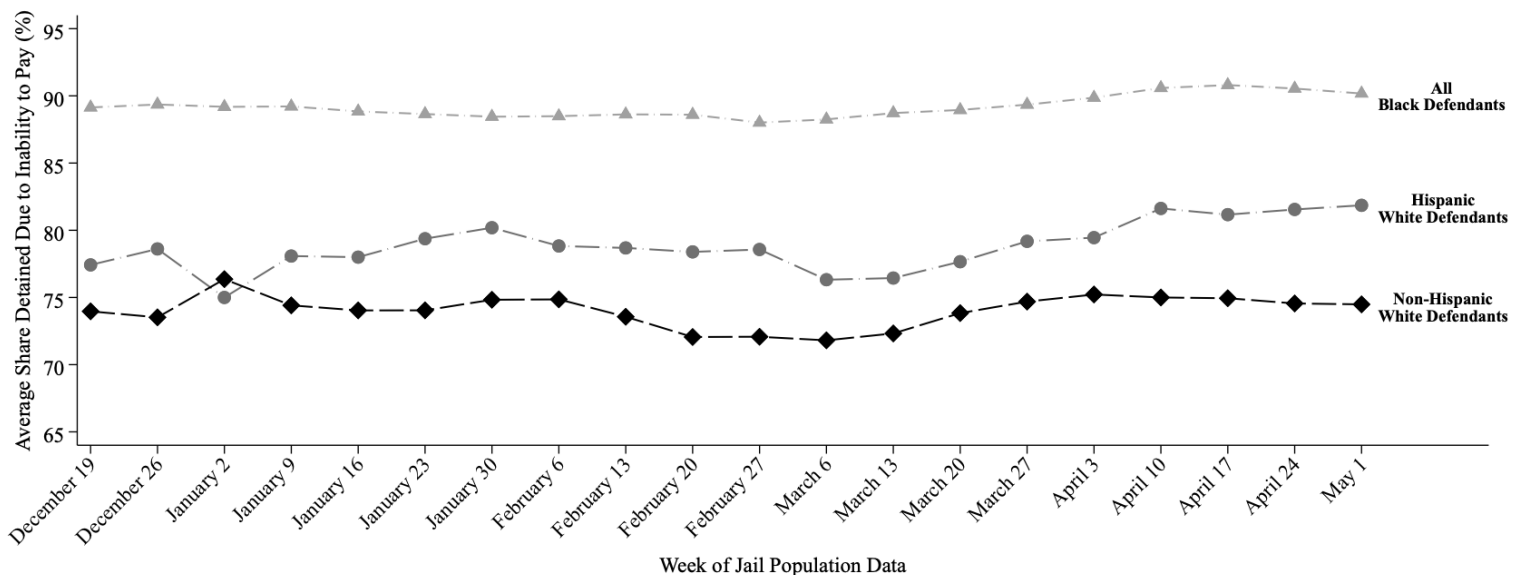
- **90% of Black defendants (181 out of 200)**
- **82% of Hispanic White defendants (63 out of 77)**
- **75% of non-Hispanic White defendants (97 out of 131)**

were detained per night based on inability to pay

Last week, among current pretrial jail inmates assigned to **Judge Harmon**, **90% of Black defendants (181 out of 200 on an average night)**, **82% of Hispanic White defendants (63 out of 77 on an average night)**, and **75% of non-Hispanic White defendants (97 out of 131 on an average night)** were detained in Harris County Jail because they couldn't afford money bail.

Judge Harmon's **racial difference in the share detained due to inability to pay for Black and Non-Hispanic White defendants** is among the **50% best** in Harris County. Her **racial difference in the share detained due to inability to pay for Hispanic and Non-Hispanic White defendants** is among the **50% worst** in Harris County.

## Track Judge Harmon's Share Detained Due to Inability to Pay



This report uses jail population data provided by Harris County. Share detained due to inability to pay represents the percent of current pretrial jail inmates assigned to this judge who were detained because they couldn't afford money bail.

# HARRIS COUNTY FELONY PRETRIAL DETENTION REPORT

*Brought to you by the Texas Center for Justice and Equity and researchers at Harvard University*

May 15, 2022 - May 21, 2022



## Nikita Harmon – 176<sup>th</sup> District Court

Among current pretrial jail inmates assigned to Judge Harmon:

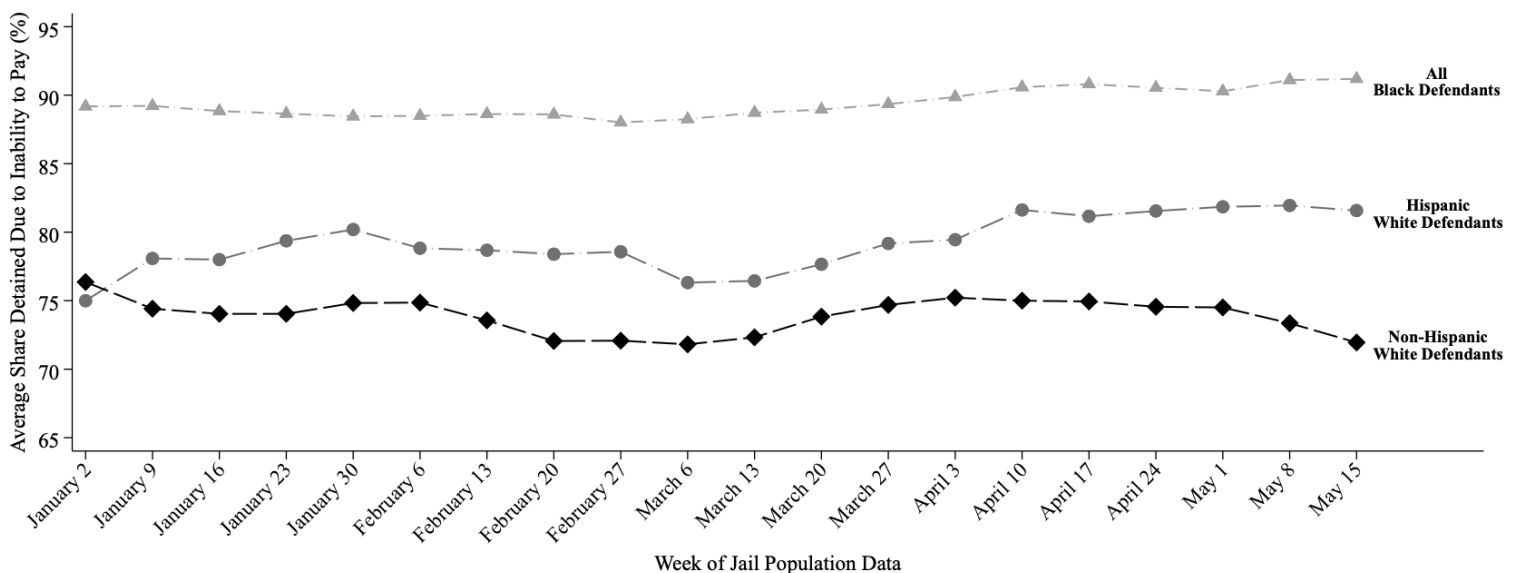
- **91% of Black defendants (182 out of 199)**
- **82% of Hispanic White defendants (62 out of 76)**
- **72% of non-Hispanic White defendants (93 out of 130)**

were detained per night based on inability to pay

Last week, among current pretrial jail inmates assigned to **Judge Harmon**, **91% of Black defendants (182 out of 199 on an average night)**, **82% of Hispanic White defendants (62 out of 76 on an average night)**, and **72% of non-Hispanic White defendants (93 out of 130 on an average night)** were detained in Harris County Jail because they couldn't afford money bail.

Judge Harmon's **racial difference in the share detained due to inability to pay for Black and Non-Hispanic White defendants** is among the **50% worst** in Harris County. Her **racial difference in the share detained due to inability to pay for Hispanic and Non-Hispanic White defendants** is among the **25% worst** in Harris County.

## Track Judge Harmon's Share Detained Due to Inability to Pay



This report uses jail population data provided by Harris County. Share detained due to inability to pay represents the percent of current pretrial jail inmates assigned to this judge who were detained because they couldn't afford money bail.

# HARRIS COUNTY FELONY PRETRIAL DETENTION REPORT

*Brought to you by the Texas Center for Justice and Equity and researchers at Harvard University*

June 5, 2022 - June 11, 2022



## Nikita Harmon – 176<sup>th</sup> District Court

Among current pretrial jail inmates assigned to Judge Harmon:

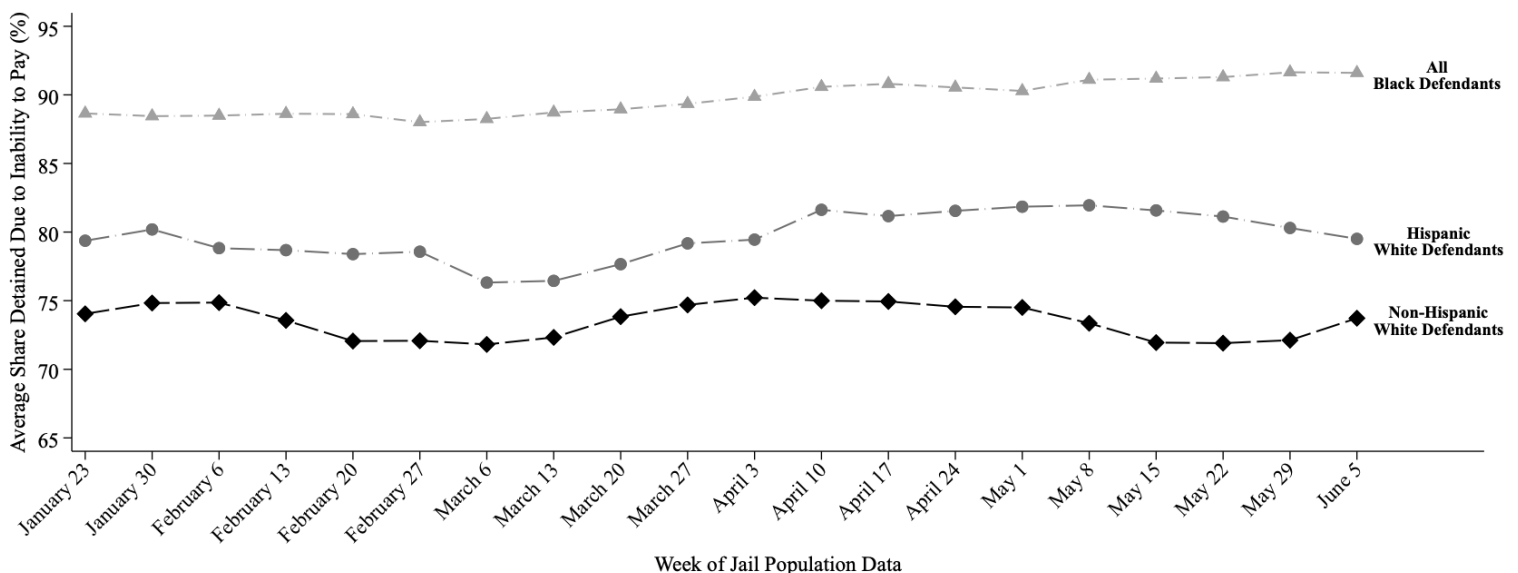
- **92% of Black defendants (192 out of 210)**
- **80% of Hispanic White defendants (58 out of 73)**
- **74% of non-Hispanic White defendants (101 out of 137)**

were detained per night based on inability to pay

Last week, among current pretrial jail inmates assigned to **Judge Harmon**, **92% of Black defendants (192 out of 210 on an average night)**, **80% of Hispanic White defendants (58 out of 73 on an average night)**, and **74% of non-Hispanic White defendants (101 out of 137 on an average night)** were detained in Harris County Jail because they couldn't afford money bail.

Judge Harmon's **racial difference in the share detained due to inability to pay for Black and Non-Hispanic White defendants** is among the **50% worst** in Harris County. Her **racial difference in the share detained due to inability to pay for Hispanic and Non-Hispanic White defendants** is among the **50% worst** in Harris County.

## Track Judge Harmon's Share Detained Due to Inability to Pay



This report uses jail population data provided by Harris County. Share detained due to inability to pay represents the percent of current pretrial jail inmates assigned to this judge who were detained because they couldn't afford money bail.

# HARRIS COUNTY FELONY PRETRIAL DETENTION REPORT

*Brought to you by the Texas Center for Justice and Equity and researchers at Harvard University*

June 26, 2022 - July 2, 2022



## Nikita Harmon – 176<sup>th</sup> District Court

Among current pretrial jail inmates assigned to Judge Harmon:

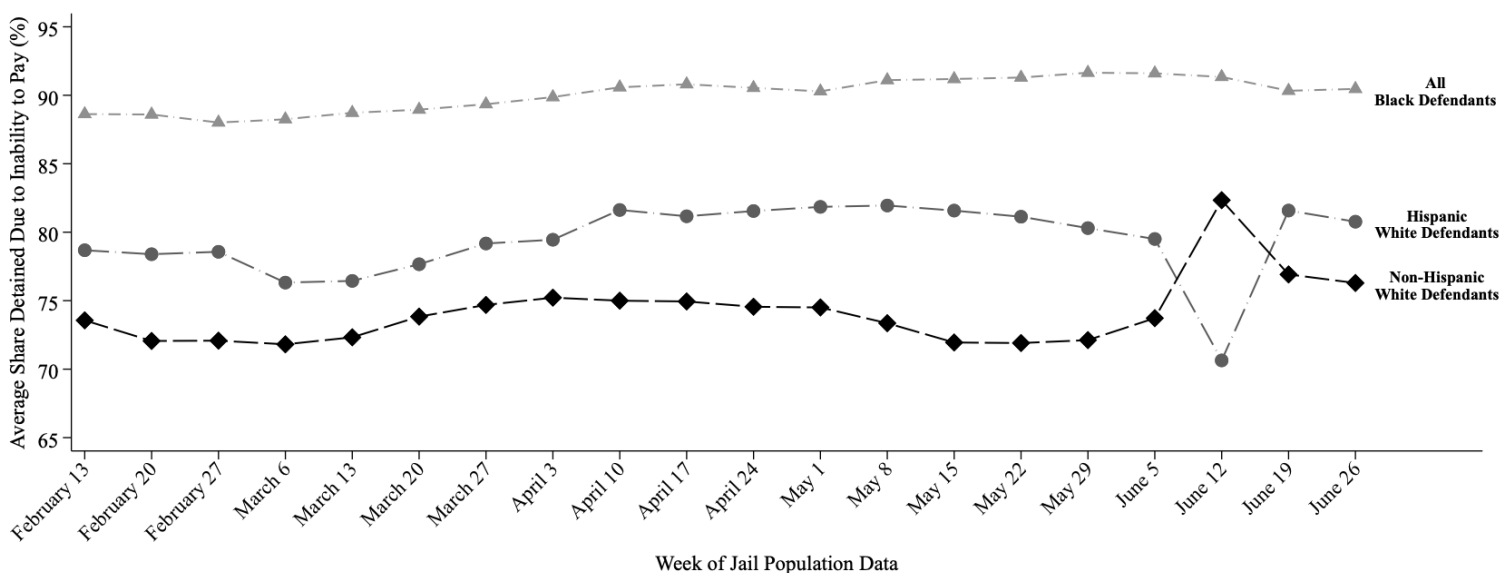
- **90% of Black defendants (194 out of 214)**
- **81% of Hispanic White defendants (63 out of 78)**
- **76% of non-Hispanic White defendants (112 out of 146)**

were detained per night based on inability to pay

Last week, among current pretrial jail inmates assigned to **Judge Harmon**, **90% of Black defendants (194 out of 214 on an average night)**, **81% of Hispanic White defendants (63 out of 78 on an average night)**, and **76% of non-Hispanic White defendants (112 out of 146 on an average night)** were detained in Harris County Jail because they couldn't afford money bail.

Judge Harmon's **racial difference in the share detained due to inability to pay for Black and Non-Hispanic White defendants** is among the **50% best** in Harris County. Her **racial difference in the share detained due to inability to pay for Hispanic and Non-Hispanic White defendants** is among the **50% best** in Harris County.

## Track Judge Harmon's Share Detained Due to Inability to Pay



This report uses jail population data provided by Harris County. Share detained due to inability to pay represents the percent of current pretrial jail inmates assigned to this judge who were detained because they couldn't afford money bail.

# HARRIS COUNTY FELONY PRETRIAL DETENTION REPORT

*Brought to you by the Texas Center for Justice and Equity and researchers at Harvard University*

July 3, 2022 - July 9, 2022



## Nikita Harmon – 176<sup>th</sup> District Court

Among current pretrial jail inmates assigned to Judge Harmon:

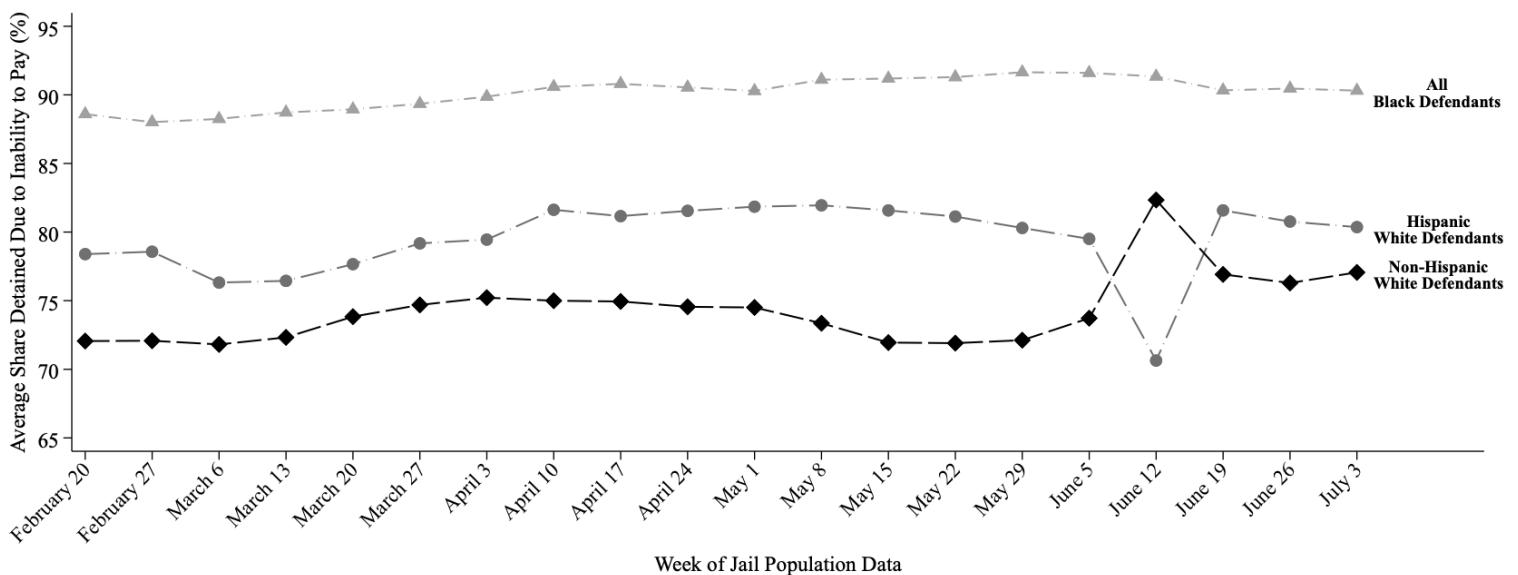
- **90% of Black defendants (196 out of 217)**
- **80% of Hispanic White defendants (63 out of 79)**
- **77% of non-Hispanic White defendants (111 out of 144)**

were detained per night based on inability to pay

Last week, among current pretrial jail inmates assigned to Judge Harmon, 90% of Black defendants (196 out of 217 on an average night), 80% of Hispanic White defendants (63 out of 79 on an average night), and 77% of non-Hispanic White defendants (111 out of 144 on an average night) were detained in Harris County Jail because they couldn't afford money bail.

Judge Harmon's racial difference in the share detained due to inability to pay for Black and Non-Hispanic White defendants is among the 50% best in Harris County. Her racial difference in the share detained due to inability to pay for Hispanic and Non-Hispanic White defendants is among the 50% best in Harris County.

## Track Judge Harmon's Share Detained Due to Inability to Pay



This report uses jail population data provided by Harris County. Share detained due to inability to pay represents the percent of current pretrial jail inmates assigned to this judge who were detained because they couldn't afford money bail.



# HARRIS COUNTY FELONY PRETRIAL DETENTION REPORT

*Brought to you by the Texas Center for Justice and Equity and researchers at Harvard University*

July 10, 2022 - July 16, 2022



## Nikita Harmon – 176<sup>th</sup> District Court

Among current pretrial jail inmates assigned to Judge Harmon:

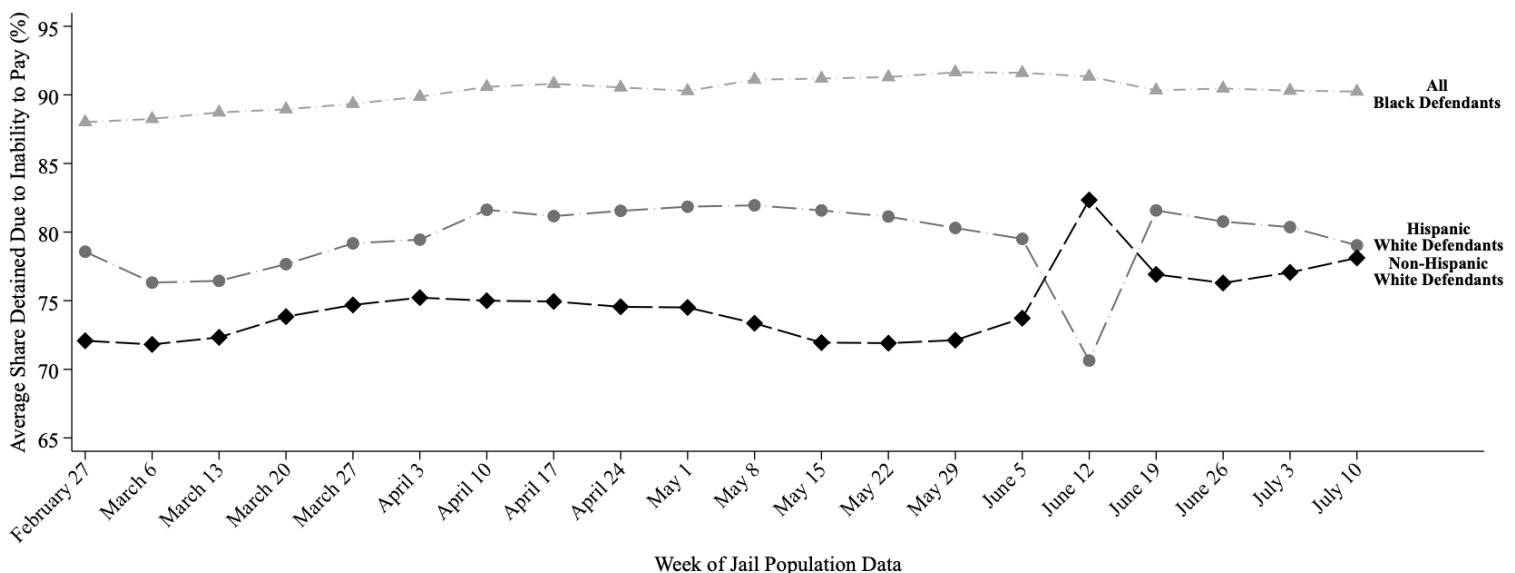
- **90% of Black defendants (197 out of 218)**
- **79% of Hispanic White defendants (61 out of 77)**
- **78% of non-Hispanic White defendants (116 out of 149)**

were detained per night based on inability to pay

Last week, among current pretrial jail inmates assigned to **Judge Harmon**, **90% of Black defendants (197 out of 218 on an average night)**, **79% of Hispanic White defendants (61 out of 77 on an average night)**, and **78% of non-Hispanic White defendants (116 out of 149 on an average night)** were detained in Harris County Jail because they couldn't afford money bail.

Judge Harmon's **racial difference in the share detained due to inability to pay for Black and Non-Hispanic White defendants** is among the **50% best** in Harris County. Her **racial difference in the share detained due to inability to pay for Hispanic and Non-Hispanic White defendants** is among the **25% best** in Harris County.

## Track Judge Harmon's Share Detained Due to Inability to Pay



This report uses jail population data provided by Harris County. Share detained due to inability to pay represents the percent of current pretrial jail inmates assigned to this judge who were detained because they couldn't afford money bail.

# HARRIS COUNTY FELONY PRETRIAL DETENTION REPORT

*Brought to you by the Texas Center for Justice and Equity and researchers at Harvard University*

July 17, 2022 - July 23, 2022



## Nikita Harmon – 176<sup>th</sup> District Court

Among current pretrial jail inmates assigned to Judge Harmon:

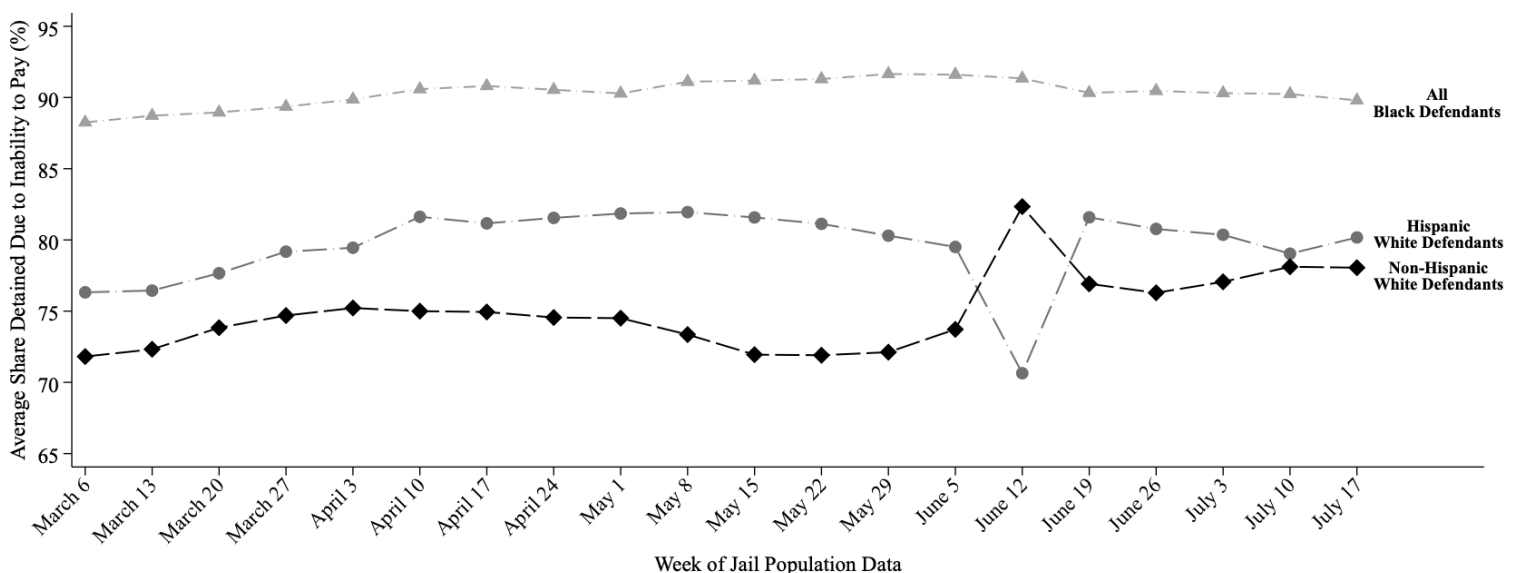
- **90% of Black defendants (199 out of 222)**
- **80% of Hispanic White defendants (61 out of 77)**
- **78% of non-Hispanic White defendants (116 out of 149)**

were detained per night based on inability to pay

Last week, among current pretrial jail inmates assigned to **Judge Harmon**, **90% of Black defendants (199 out of 222 on an average night)**, **80% of Hispanic White defendants (61 out of 77 on an average night)**, and **78% of non-Hispanic White defendants (116 out of 149 on an average night)** were detained in Harris County Jail because they couldn't afford money bail.

Judge Harmon's **racial difference in the share detained due to inability to pay for Black and Non-Hispanic White defendants** is among the **50% best** in Harris County. Her **racial difference in the share detained due to inability to pay for Hispanic and Non-Hispanic White defendants** is among the **50% best** in Harris County.

## Track Judge Harmon's Share Detained Due to Inability to Pay



This report uses jail population data provided by Harris County. Share detained due to inability to pay represents the percent of current pretrial jail inmates assigned to this judge who were detained because they couldn't afford money bail.

# HARRIS COUNTY FELONY PRETRIAL DETENTION REPORT

*Brought to you by the Texas Center for Justice and Equity and researchers at Harvard University*

July 24, 2022 - July 30, 2022



## Nikita Harmon – 176<sup>th</sup> District Court

Among current pretrial jail inmates assigned to Judge Harmon:

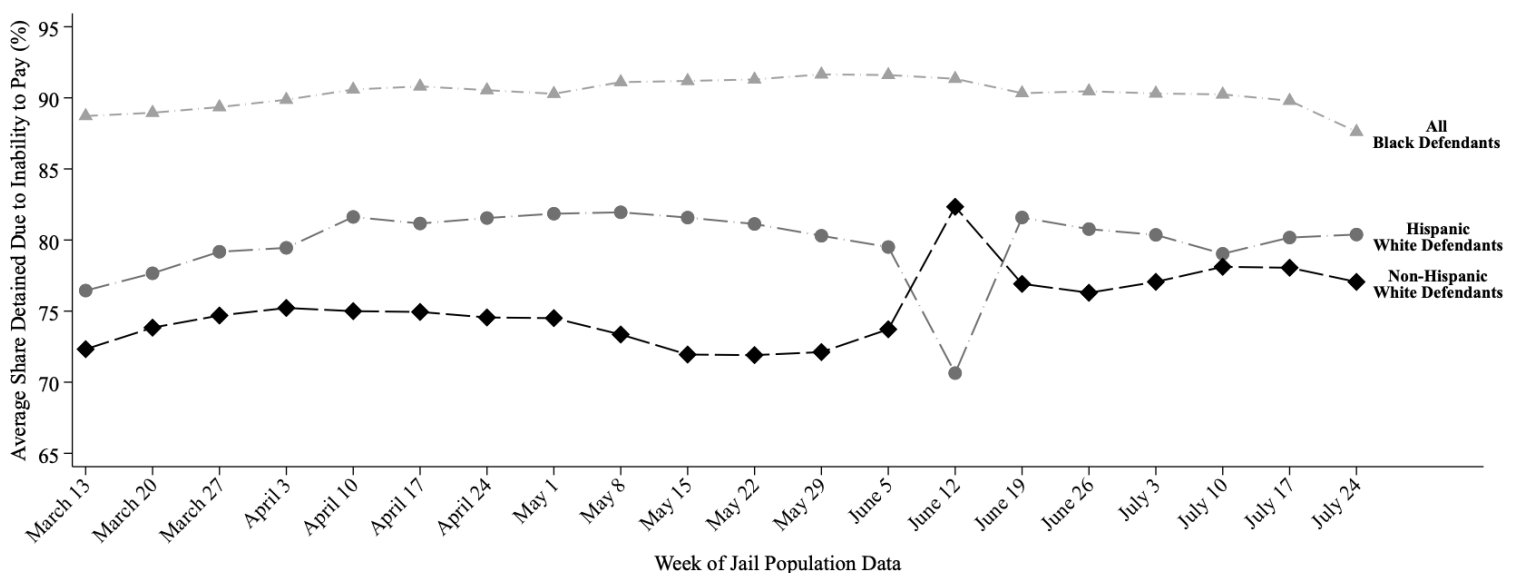
- **88% of Black defendants (196 out of 224)**
- **80% of Hispanic White defendants (60 out of 74)**
- **77% of non-Hispanic White defendants (114 out of 148)**

were detained per night based on inability to pay

Last week, among current pretrial jail inmates assigned to Judge Harmon, 88% of Black defendants (196 out of 224 on an average night), 80% of Hispanic White defendants (60 out of 74 on an average night), and 77% of non-Hispanic White defendants (114 out of 148 on an average night) were detained in Harris County Jail because they couldn't afford money bail.

Judge Harmon's racial difference in the share detained due to inability to pay for Black and Non-Hispanic White defendants is among the 25% best in Harris County. Her racial difference in the share detained due to inability to pay for Hispanic and Non-Hispanic White defendants is among the 50% best in Harris County.

## Track Judge Harmon's Share Detained Due to Inability to Pay



This report uses jail population data provided by Harris County. Share detained due to inability to pay represents the percent of current pretrial jail inmates assigned to this judge who were detained because they couldn't afford money bail.

# HARRIS COUNTY FELONY PRETRIAL DETENTION REPORT

*Brought to you by the Texas Center for Justice and Equity and researchers at Harvard University*

August 7, 2022 - August 13, 2022



## Nikita Harmon – 176<sup>th</sup> District Court

Among current pretrial jail inmates assigned to Judge Harmon:

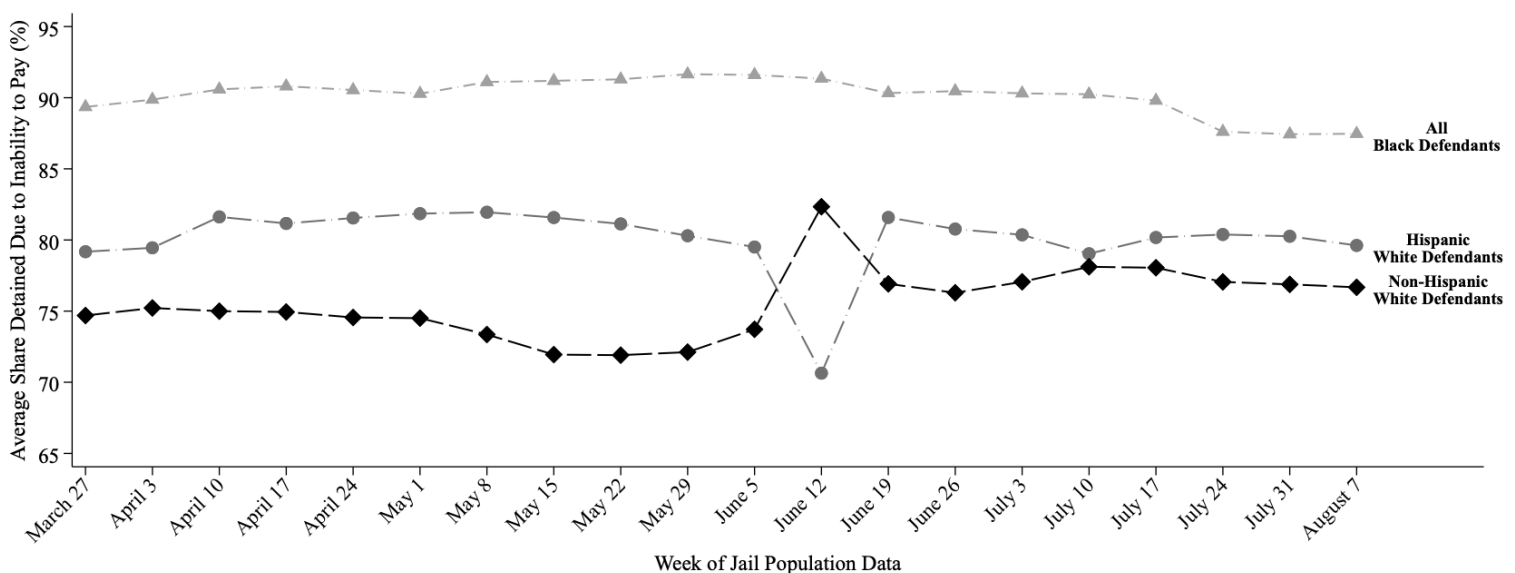
- **87% of Black defendants (198 out of 227)**
- **80% of Hispanic White defendants (59 out of 74)**
- **77% of non-Hispanic White defendants (114 out of 149)**

were detained per night based on inability to pay

Last week, among current pretrial jail inmates assigned to Judge Harmon, 87% of Black defendants (198 out of 227 on an average night), 80% of Hispanic White defendants (59 out of 74 on an average night), and 77% of non-Hispanic White defendants (114 out of 149 on an average night) were detained in Harris County Jail because they couldn't afford money bail.

Judge Harmon's racial difference in the share detained due to inability to pay for Black and Non-Hispanic White defendants is among the 25% best in Harris County. Her racial difference in the share detained due to inability to pay for Hispanic and Non-Hispanic White defendants is among the 50% best in Harris County.

## Track Judge Harmon's Share Detained Due to Inability to Pay



This report uses jail population data provided by Harris County. Share detained due to inability to pay represents the percent of current pretrial jail inmates assigned to this judge who were detained because they couldn't afford money bail.

# HARRIS COUNTY FELONY PRETRIAL DETENTION REPORT

*Brought to you by the Texas Center for Justice and Equity and researchers at Harvard University*

August 14, 2022 - August 20, 2022



## Nikita Harmon – 176<sup>th</sup> District Court

Among current pretrial jail inmates assigned to Judge Harmon:

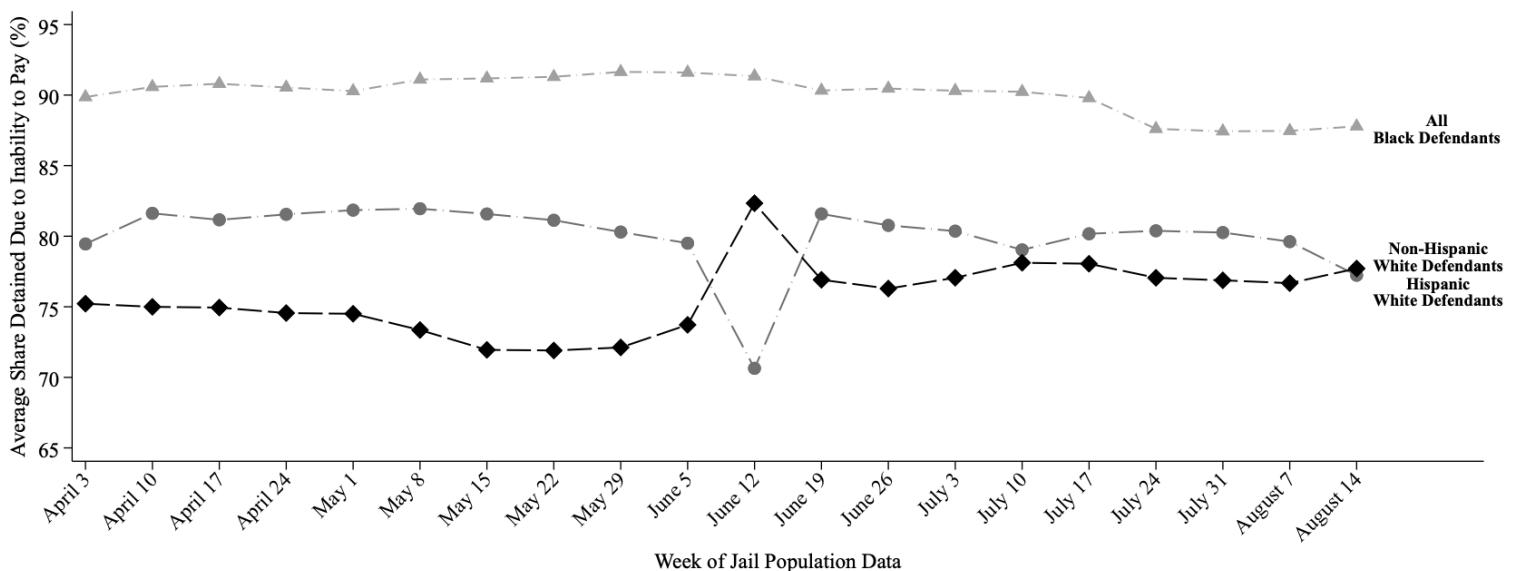
- **88% of Black defendants (193 out of 220)**
- **77% of Hispanic White defendants (54 out of 70)**
- **78% of non-Hispanic White defendants (115 out of 147)**

were detained per night based on inability to pay

Last week, among current pretrial jail inmates assigned to Judge Harmon, 88% of Black defendants (193 out of 220 on an average night), 77% of Hispanic White defendants (54 out of 70 on an average night), and 78% of non-Hispanic White defendants (115 out of 147 on an average night) were detained in Harris County Jail because they couldn't afford money bail.

Judge Harmon's racial difference in the share detained due to inability to pay for Black and Non-Hispanic White defendants is among the 25% best in Harris County. Her racial difference in the share detained due to inability to pay for Hispanic and Non-Hispanic White defendants is among the 25% best in Harris County.

## Track Judge Harmon's Share Detained Due to Inability to Pay



This report uses jail population data provided by Harris County. Share detained due to inability to pay represents the percent of current pretrial jail inmates assigned to this judge who were detained because they couldn't afford money bail.

# HARRIS COUNTY FELONY PRETRIAL DETENTION REPORT

*Brought to you by the Texas Center for Justice and Equity and researchers at Harvard University*

August 21, 2022 - August 27, 2022



## Nikita Harmon – 176<sup>th</sup> District Court

Among current pretrial jail inmates assigned to Judge Harmon:

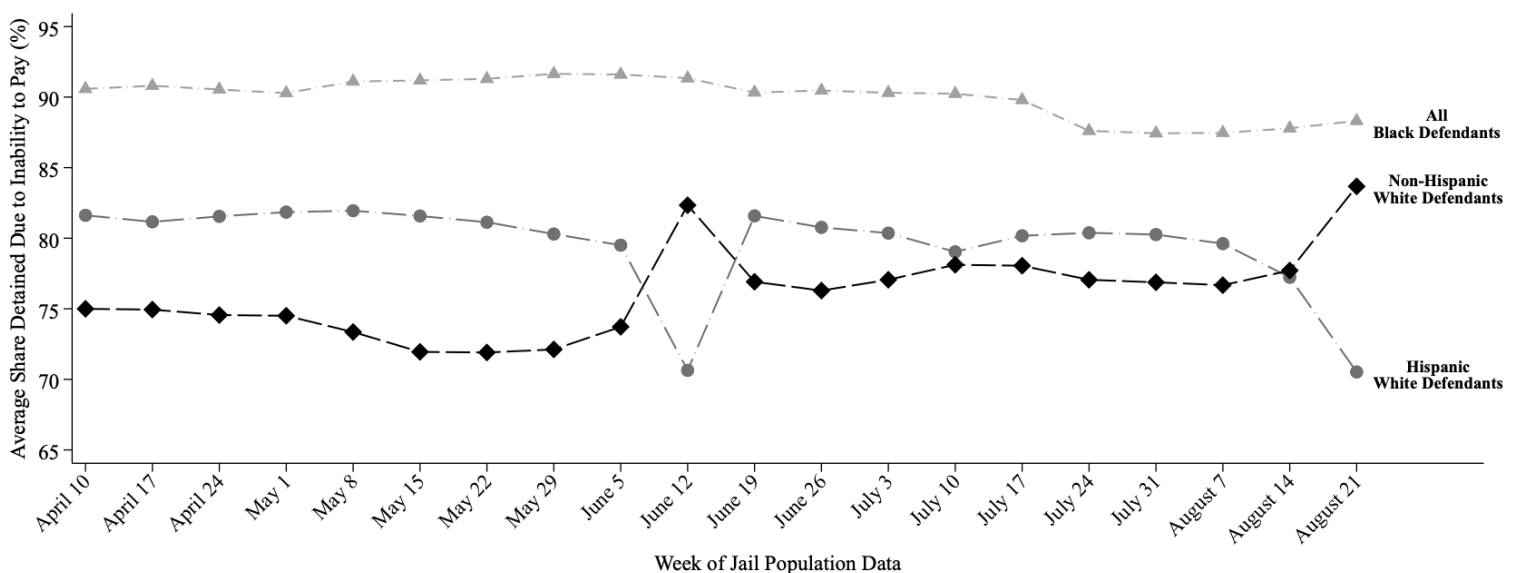
- **88% of Black defendants (194 out of 220)**
- **71% of Hispanic White defendants (71 out of 101)**
- **84% of non-Hispanic White defendants (93 out of 111)**

were detained per night based on inability to pay

Last week, among current pretrial jail inmates assigned to Judge Harmon, **88% of Black defendants (194 out of 220 on an average night)**, **71% of Hispanic White defendants (71 out of 101 on an average night)**, and **84% of non-Hispanic White defendants (93 out of 111 on an average night)** were detained in Harris County Jail because they couldn't afford money bail.

Judge Harmon's **racial difference in the share detained due to inability to pay for Black and Non-Hispanic White defendants** is among the **25% best** in Harris County. Her **racial difference in the share detained due to inability to pay for Hispanic and Non-Hispanic White defendants** is among the **50% worst** in Harris County.

## Track Judge Harmon's Share Detained Due to Inability to Pay



This report uses jail population data provided by Harris County. Share detained due to inability to pay represents the percent of current pretrial jail inmates assigned to this judge who were detained because they couldn't afford money bail.



# HARRIS COUNTY FELONY PRETRIAL DETENTION REPORT

*Brought to you by the Texas Center for Justice and Equity and researchers at Harvard University*

August 28, 2022 - September 3, 2022



## Nikita Harmon – 176<sup>th</sup> District Court

Among current pretrial jail inmates assigned to Judge Harmon:

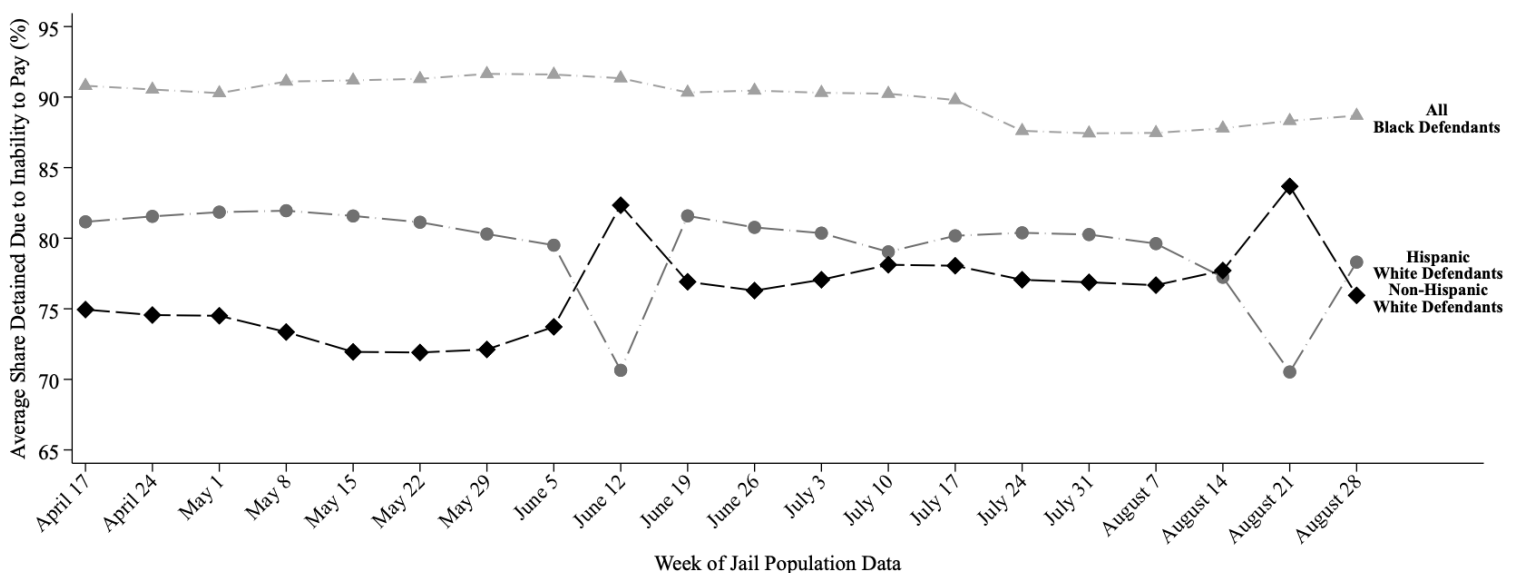
- **89% of Black defendants (198 out of 224)**
- **78% of Hispanic White defendants (52 out of 66)**
- **76% of non-Hispanic White defendants (106 out of 139)**

were detained per night based on inability to pay

Last week, among current pretrial jail inmates assigned to **Judge Harmon**, **89% of Black defendants (198 out of 224 on an average night)**, **78% of Hispanic White defendants (52 out of 66 on an average night)**, and **76% of non-Hispanic White defendants (106 out of 139 on an average night)** were detained in Harris County Jail because they couldn't afford money bail.

Judge Harmon's **racial difference in the share detained due to inability to pay for Black and Non-Hispanic White defendants** is among the **25% best** in Harris County. Her **racial difference in the share detained due to inability to pay for Hispanic and Non-Hispanic White defendants** is among the **25% best** in Harris County.

## Track Judge Harmon's Share Detained Due to Inability to Pay



This report uses jail population data provided by Harris County. Share detained due to inability to pay represents the percent of current pretrial jail inmates assigned to this judge who were detained because they couldn't afford money bail.

# HARRIS COUNTY FELONY PRETRIAL DETENTION REPORT

*Brought to you by the Texas Center for Justice and Equity and researchers at Harvard University*

September 4, 2022 - September 10, 2022



## Nikita Harmon – 176<sup>th</sup> District Court

Among current pretrial jail inmates assigned to Judge Harmon:

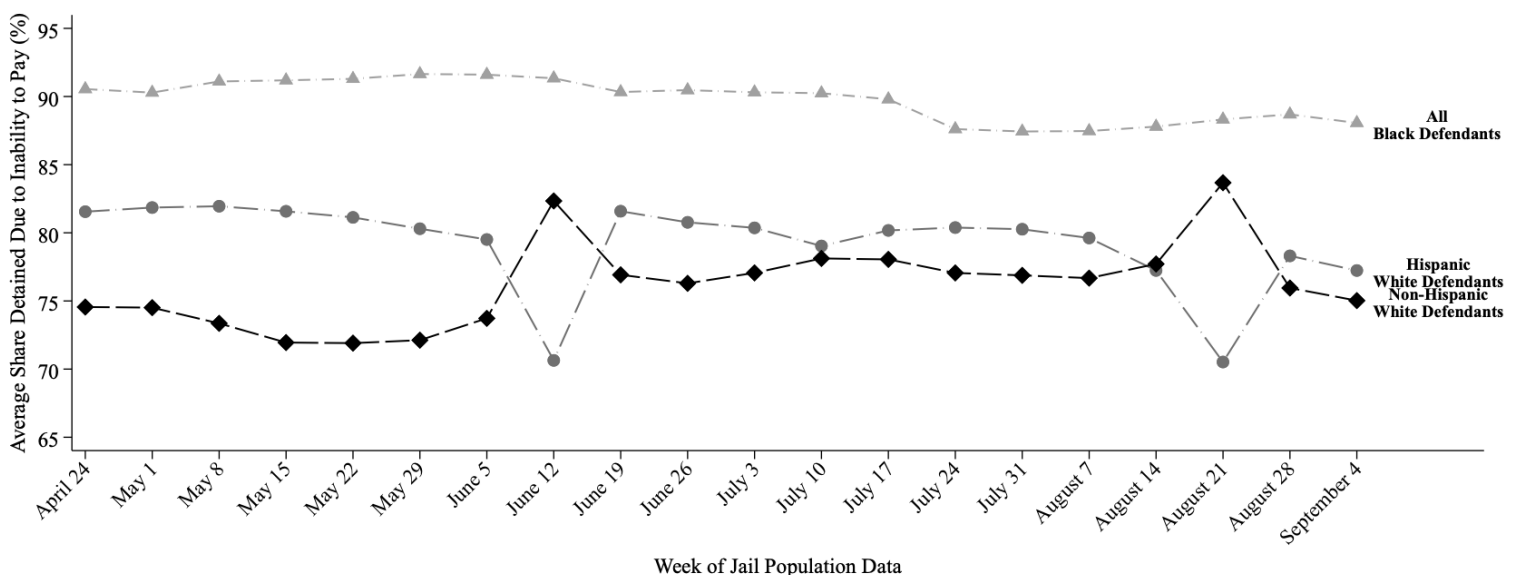
- **88% of Black defendants (197 out of 224)**
- **77% of Hispanic White defendants (49 out of 64)**
- **75% of non-Hispanic White defendants (103 out of 137)**

were detained per night based on inability to pay

Last week, among current pretrial jail inmates assigned to **Judge Harmon**, **88% of Black defendants (197 out of 224 on an average night)**, **77% of Hispanic White defendants (49 out of 64 on an average night)**, and **75% of non-Hispanic White defendants (103 out of 137 on an average night)** were detained in Harris County Jail because they couldn't afford money bail.

Judge Harmon's **racial difference in the share detained due to inability to pay for Black and Non-Hispanic White defendants** is among the **25% best** in Harris County. Her **racial difference in the share detained due to inability to pay for Hispanic and Non-Hispanic White defendants** is among the **25% best** in Harris County.

## Track Judge Harmon's Share Detained Due to Inability to Pay



This report uses jail population data provided by Harris County. Share detained due to inability to pay represents the percent of current pretrial jail inmates assigned to this judge who were detained because they couldn't afford money bail.

# HARRIS COUNTY FELONY PRETRIAL DETENTION REPORT

*Brought to you by the Texas Center for Justice and Equity and researchers at Harvard University*

September 18, 2022 - September 24, 2022



## Nikita Harmon – 176<sup>th</sup> District Court

Among current pretrial jail inmates assigned to Judge Harmon:

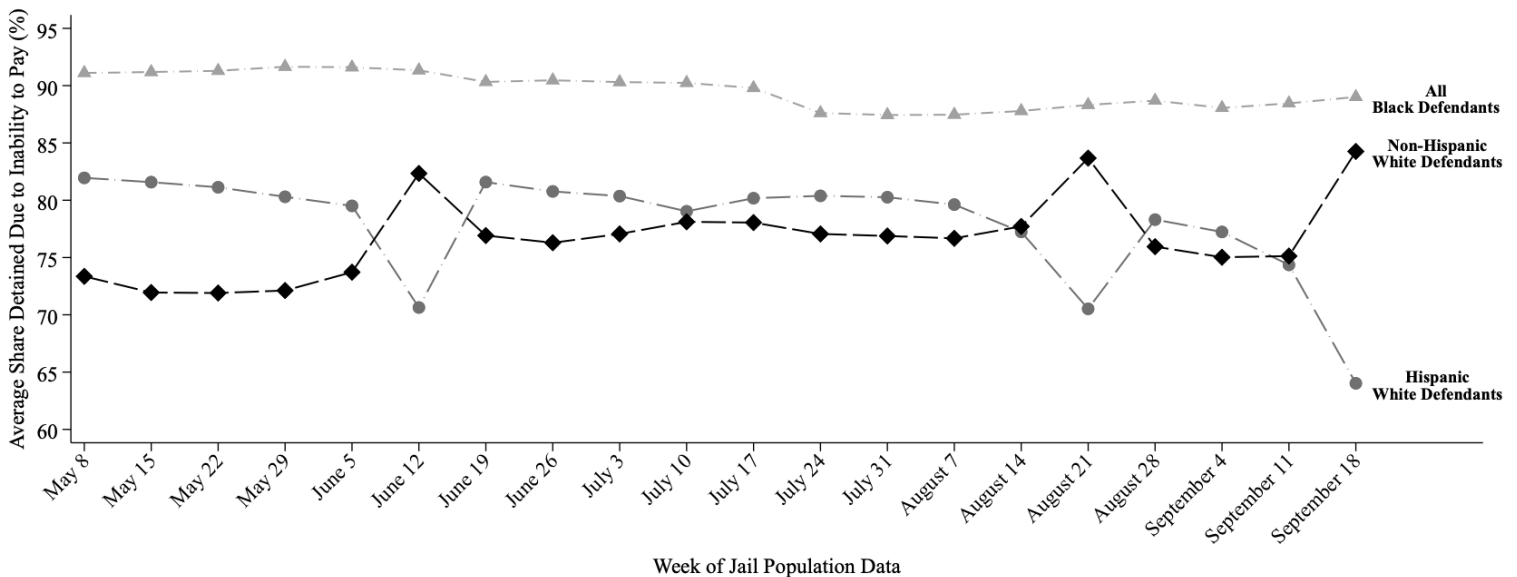
- **89% of Black defendants (192 out of 216)**
- **64% of Hispanic White defendants (62 out of 97)**
- **84% of non-Hispanic White defendants (89 out of 105)**

were detained per night based on inability to pay

Last week, among current pretrial jail inmates assigned to **Judge Harmon**, **89% of Black defendants (192 out of 216 on an average night)**, **64% of Hispanic White defendants (62 out of 97 on an average night)**, and **84% of non-Hispanic White defendants (89 out of 105 on an average night)** were detained in Harris County Jail because they couldn't afford money bail.

Judge Harmon's **racial difference in the share detained due to inability to pay for Black and Non-Hispanic White defendants** is among the **25% best** in Harris County. Her **racial difference in the share detained due to inability to pay for Hispanic and Non-Hispanic White defendants** is among the **25% worst** in Harris County.

### Track Judge Harmon's Share Detained Due to Inability to Pay



This report uses jail population data provided by Harris County. Share detained due to inability to pay represents the percent of current pretrial jail inmates assigned to this judge who were detained because they couldn't afford money bail.

# HARRIS COUNTY FELONY PRETRIAL DETENTION REPORT

*Brought to you by the Texas Center for Justice and Equity and researchers at Harvard University*

October 2, 2022 - October 8, 2022



## Nikita Harmon – 176<sup>th</sup> District Court

Among current pretrial jail inmates assigned to Judge Harmon:

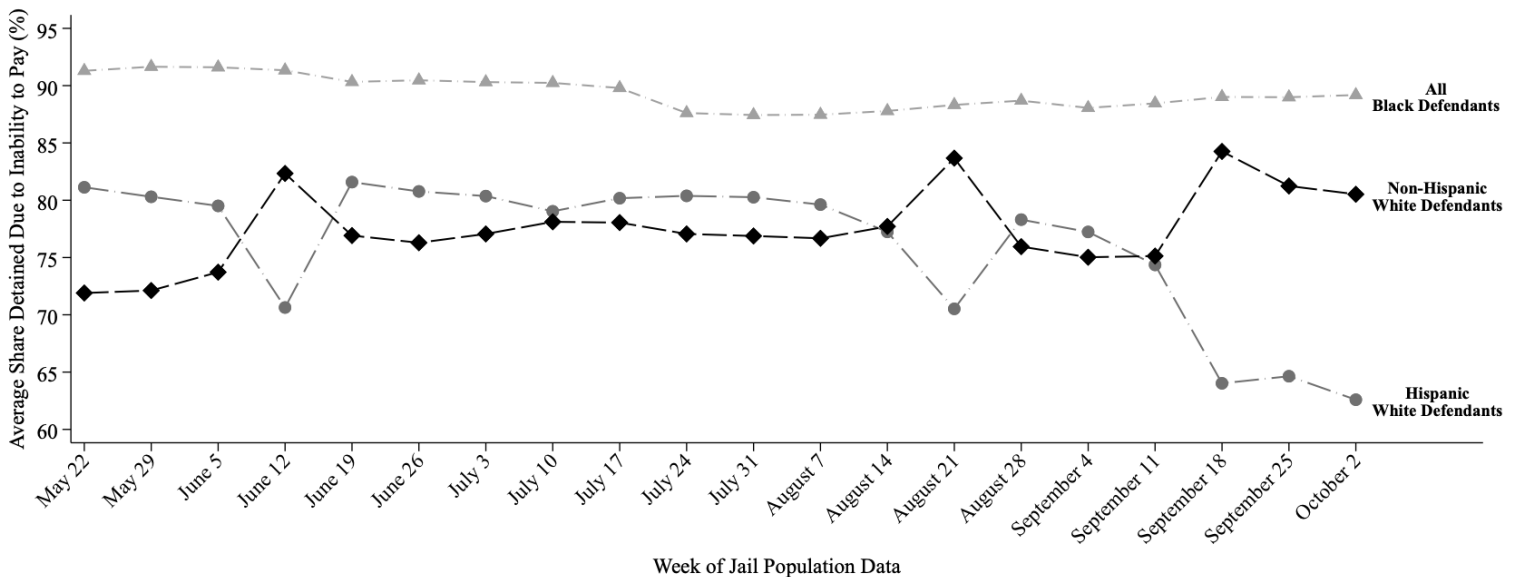
- **89% of Black defendants (193 out of 217)**
- **63% of Hispanic White defendants (63 out of 100)**
- **81% of non-Hispanic White defendants (80 out of 99)**

were detained per night based on inability to pay

Last week, among current pretrial jail inmates assigned to **Judge Harmon**, **89% of Black defendants (193 out of 217 on an average night)**, **63% of Hispanic White defendants (63 out of 100 on an average night)**, and **81% of non-Hispanic White defendants (80 out of 99 on an average night)** were detained in Harris County Jail because they couldn't afford money bail.

Judge Harmon's **racial difference in the share detained due to inability to pay for Black and Non-Hispanic White defendants** is among the **50% best** in Harris County. Her **racial difference in the share detained due to inability to pay for Hispanic and Non-Hispanic White defendants** is among the **50% worst** in Harris County.

## Track Judge Harmon's Share Detained Due to Inability to Pay



This report uses jail population data provided by Harris County. Share detained due to inability to pay represents the percent of current pretrial jail inmates assigned to this judge who were detained because they couldn't afford money bail.

# HARRIS COUNTY FELONY PRETRIAL DETENTION REPORT

*Brought to you by the Texas Center for Justice and Equity and researchers at Harvard University*

October 9, 2022 - October 15, 2022



## Nikita Harmon – 176<sup>th</sup> District Court

Among current pretrial jail inmates assigned to Judge Harmon:

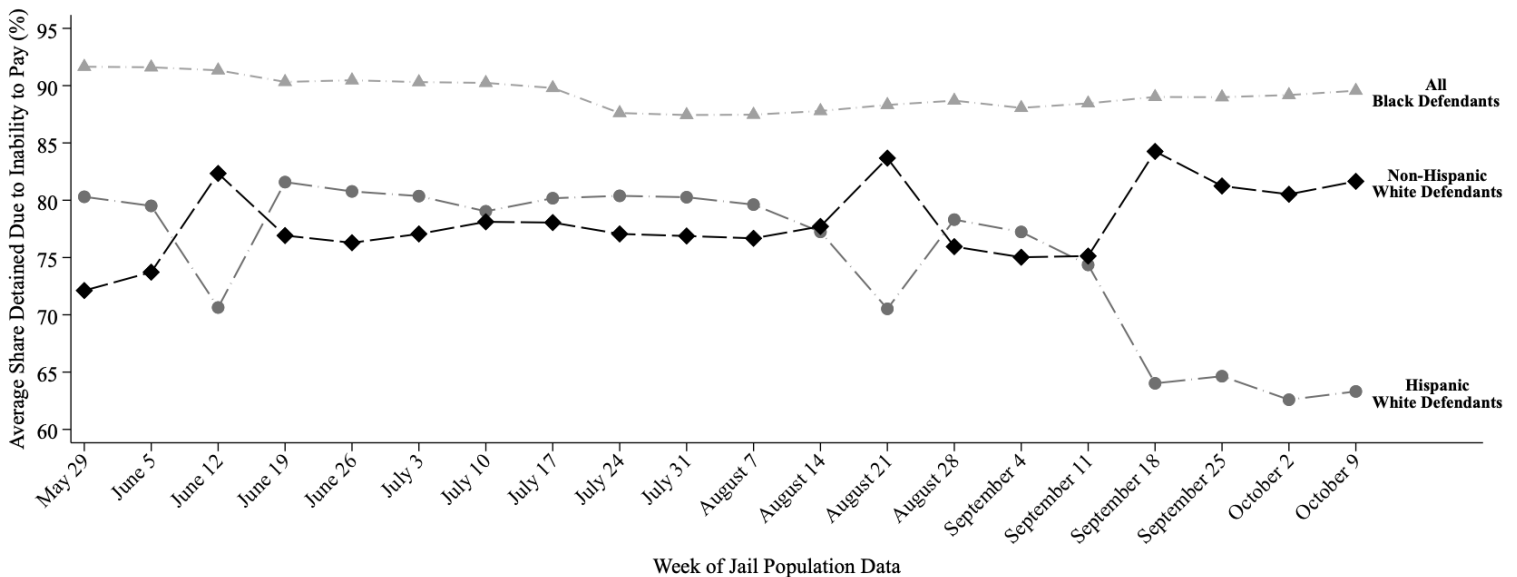
- **90% of Black defendants (195 out of 218)**
- **63% of Hispanic White defendants (61 out of 97)**
- **82% of non-Hispanic White defendants (81 out of 99)**

were detained per night based on inability to pay

Last week, among current pretrial jail inmates assigned to **Judge Harmon**, **90% of Black defendants (195 out of 218 on an average night)**, **63% of Hispanic White defendants (61 out of 97 on an average night)**, and **82% of non-Hispanic White defendants (81 out of 99 on an average night)** were detained in Harris County Jail because they couldn't afford money bail.

Judge Harmon's **racial difference in the share detained due to inability to pay for Black and Non-Hispanic White defendants** is among the **50% best** in Harris County. Her **racial difference in the share detained due to inability to pay for Hispanic and Non-Hispanic White defendants** is among the **25% worst** in Harris County.

## Track Judge Harmon's Share Detained Due to Inability to Pay



This report uses jail population data provided by Harris County. Share detained due to inability to pay represents the percent of current pretrial jail inmates assigned to this judge who were detained because they couldn't afford money bail.

# HARRIS COUNTY FELONY PRETRIAL DETENTION REPORT

Brought to you by the Texas Center for Justice and Equity and researchers at Harvard University

October 16, 2022 - October 22, 2022



## Nikita Harmon – 176<sup>th</sup> District Court

Among current pretrial jail inmates assigned to Judge Harmon:

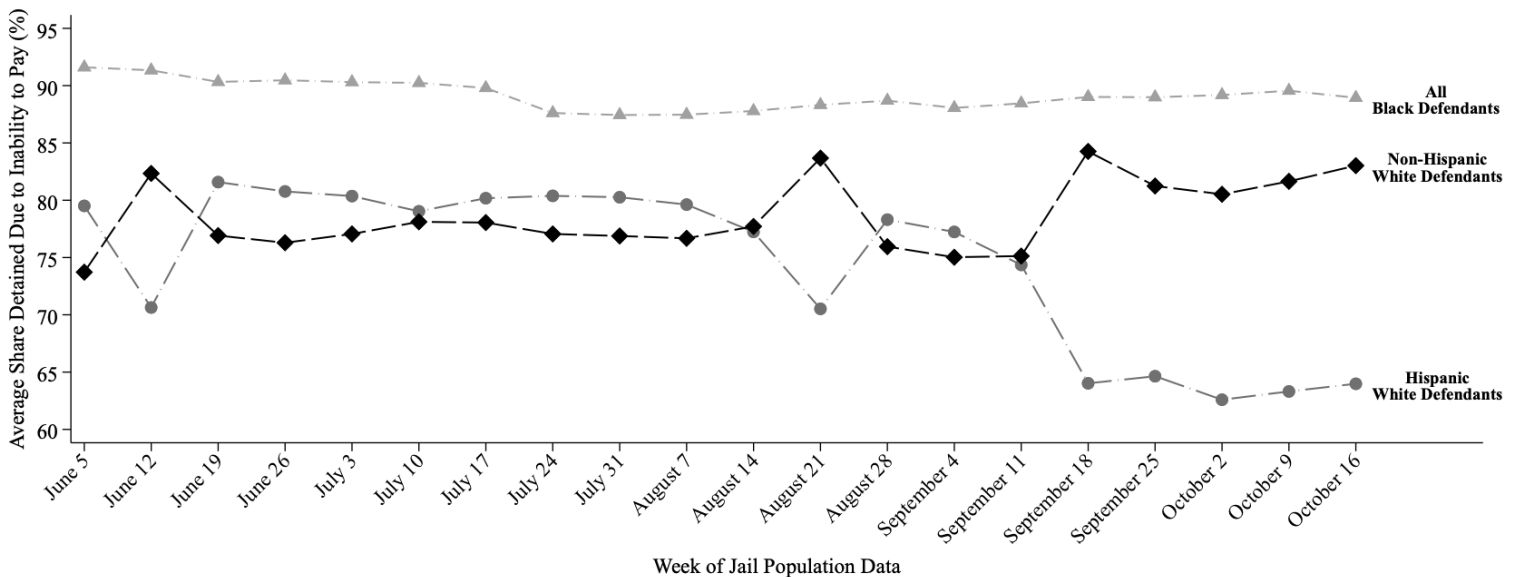
- **89% of Black defendants (185 out of 208)**
- **64% of Hispanic White defendants (60 out of 94)**
- **83% of non-Hispanic White defendants (82 out of 98)**

were detained per night based on inability to pay

Last week, among current pretrial jail inmates assigned to Judge Harmon, **89% of Black defendants (185 out of 208 on an average night)**, **64% of Hispanic White defendants (60 out of 94 on an average night)**, and **83% of non-Hispanic White defendants (82 out of 98 on an average night)** were detained in Harris County Jail because they couldn't afford money bail.

Judge Harmon's **racial difference in the share detained due to inability to pay for Black and Non-Hispanic White defendants** is among the **25% best** in Harris County. Her **racial difference in the share detained due to inability to pay for Hispanic and Non-Hispanic White defendants** is among the **25% worst** in Harris County.

## Track Judge Harmon's Share Detained Due to Inability to Pay



This report uses jail population data provided by Harris County. Share detained due to inability to pay represents the percent of current pretrial jail inmates assigned to this judge who were detained because they couldn't afford money bail.



# HARRIS COUNTY FELONY PRETRIAL DETENTION REPORT

*Brought to you by the Texas Center for Justice and Equity and researchers at Harvard University*

October 23, 2022 - October 29, 2022



## Nikita Harmon – 176<sup>th</sup> District Court

Among current pretrial jail inmates assigned to Judge Harmon:

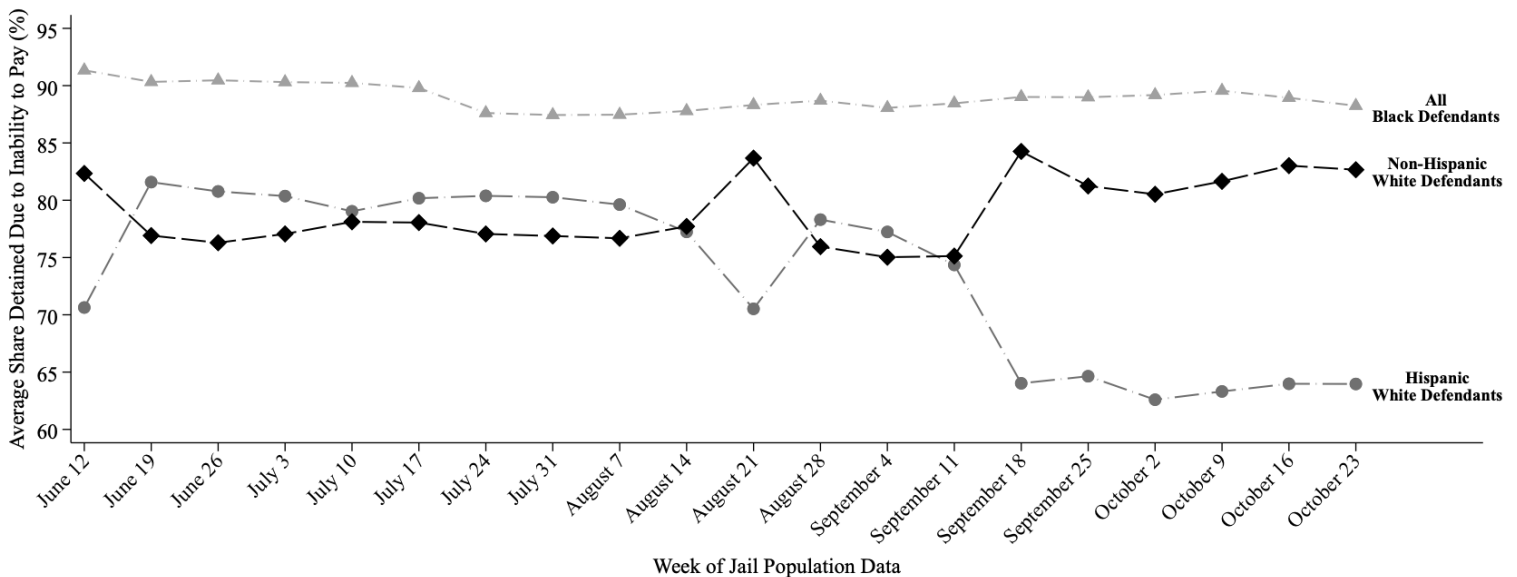
- **88% of Black defendants (178 out of 202)**
- **64% of Hispanic White defendants (59 out of 92)**
- **83% of non-Hispanic White defendants (79 out of 96)**

were detained per night based on inability to pay

Last week, among current pretrial jail inmates assigned to Judge Harmon, **88% of Black defendants (178 out of 202 on an average night)**, **64% of Hispanic White defendants (59 out of 92 on an average night)**, and **83% of non-Hispanic White defendants (79 out of 96 on an average night)** were detained in Harris County Jail because they couldn't afford money bail.

Judge Harmon's **racial difference in the share detained due to inability to pay for Black and Non-Hispanic White defendants** is among the **25% best** in Harris County. Her **racial difference in the share detained due to inability to pay for Hispanic and Non-Hispanic White defendants** is among the **25% worst** in Harris County.

## Track Judge Harmon's Share Detained Due to Inability to Pay



This report uses jail population data provided by Harris County. Share detained due to inability to pay represents the percent of current pretrial jail inmates assigned to this judge who were detained because they couldn't afford money bail.

# HARRIS COUNTY FELONY PRETRIAL DETENTION REPORT

*Brought to you by the Texas Center for Justice and Equity and researchers at Harvard University*

October 30, 2022 - November 5, 2022



## Nikita Harmon – 176<sup>th</sup> District Court

Among current pretrial jail inmates assigned to Judge Harmon:

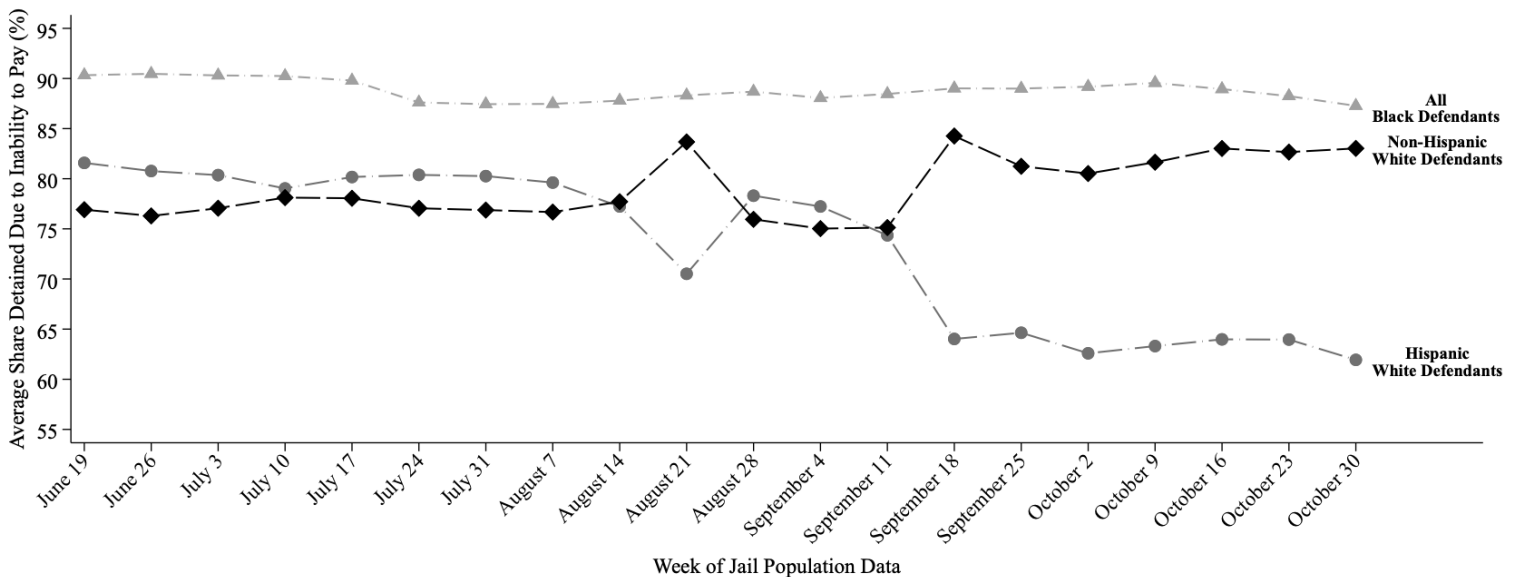
- **87% of Black defendants (172 out of 198)**
- **62% of Hispanic White defendants (57 out of 92)**
- **83% of non-Hispanic White defendants (84 out of 101)**

were detained per night based on inability to pay

Last week, among current pretrial jail inmates assigned to Judge Harmon, **87% of Black defendants (172 out of 198 on an average night)**, **62% of Hispanic White defendants (57 out of 92 on an average night)**, and **83% of non-Hispanic White defendants (84 out of 101 on an average night)** were detained in Harris County Jail because they couldn't afford money bail.

Judge Harmon's **racial difference in the share detained due to inability to pay for Black and Non-Hispanic White defendants** is among the **25% best** in Harris County. Her **racial difference in the share detained due to inability to pay for Hispanic and Non-Hispanic White defendants** is among the **25% worst** in Harris County.

## Track Judge Harmon's Share Detained Due to Inability to Pay



This report uses jail population data provided by Harris County. Share detained due to inability to pay represents the percent of current pretrial jail inmates assigned to this judge who were detained because they couldn't afford money bail.

# HARRIS COUNTY FELONY PRETRIAL DETENTION REPORT

*Brought to you by the Texas Center for Justice and Equity and researchers at Harvard University*

December 4, 2022 - December 10, 2022



## Nikita Harmon – 176<sup>th</sup> District Court

Among current pretrial jail inmates assigned to Judge Harmon:

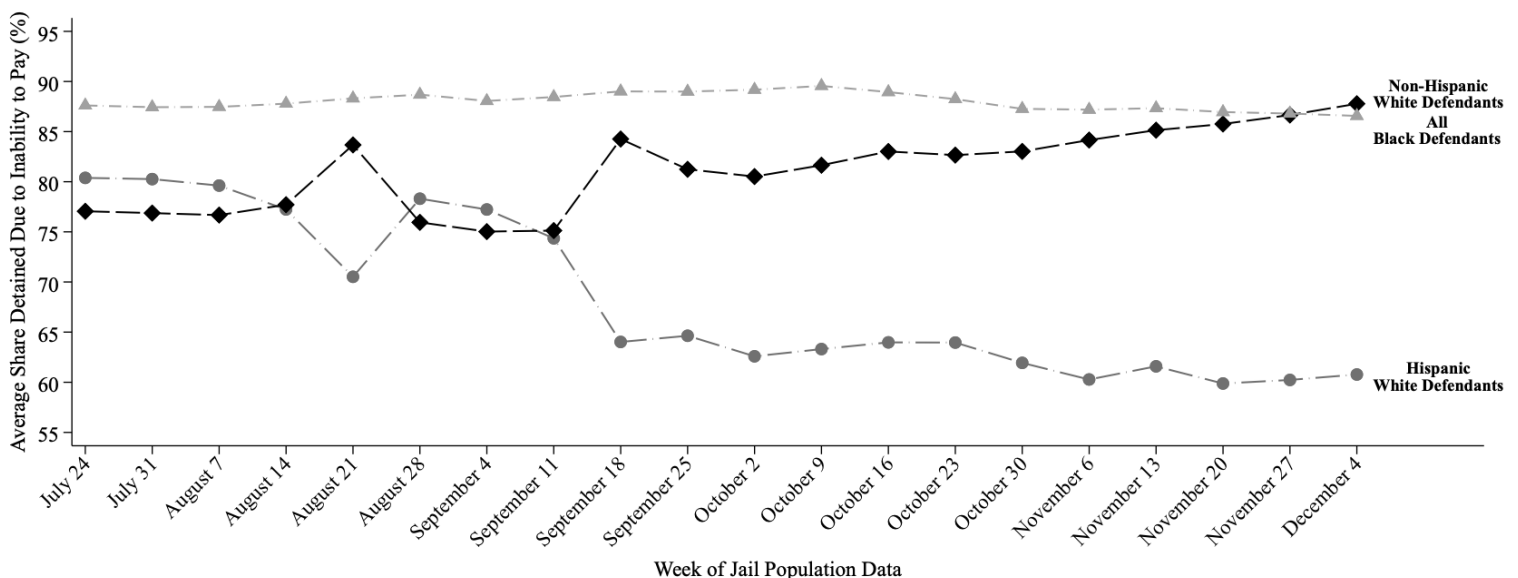
- **87% of Black defendants (187 out of 216)**
- **61% of Hispanic White defendants (58 out of 96)**
- **88% of non-Hispanic White defendants (78 out of 89)**

were detained per night based on inability to pay

Last week, among current pretrial jail inmates assigned to **Judge Harmon**, **87% of Black defendants (187 out of 216 on an average night)**, **61% of Hispanic White defendants (58 out of 96 on an average night)**, and **88% of non-Hispanic White defendants (78 out of 89 on an average night)** were detained in Harris County Jail because they couldn't afford money bail.

Judge Harmon's **racial difference in the share detained due to inability to pay for Black and Non-Hispanic White defendants** is among the **25% best** in Harris County. Her **racial difference in the share detained due to inability to pay for Hispanic and Non-Hispanic White defendants** is among the **25% worst** in Harris County.

## Track Judge Harmon's Share Detained Due to Inability to Pay



This report uses jail population data provided by Harris County. Share detained due to inability to pay represents the percent of current pretrial jail inmates assigned to this judge who were detained because they couldn't afford money bail.

# HARRIS COUNTY FELONY PRETRIAL DETENTION REPORT

*Brought to you by the Texas Center for Justice and Equity and researchers at Harvard University*

December 26, 2021 - January 1, 2022



## Josh Hill – 232<sup>nd</sup> District Court

Among current pretrial jail inmates assigned to Judge Hill:

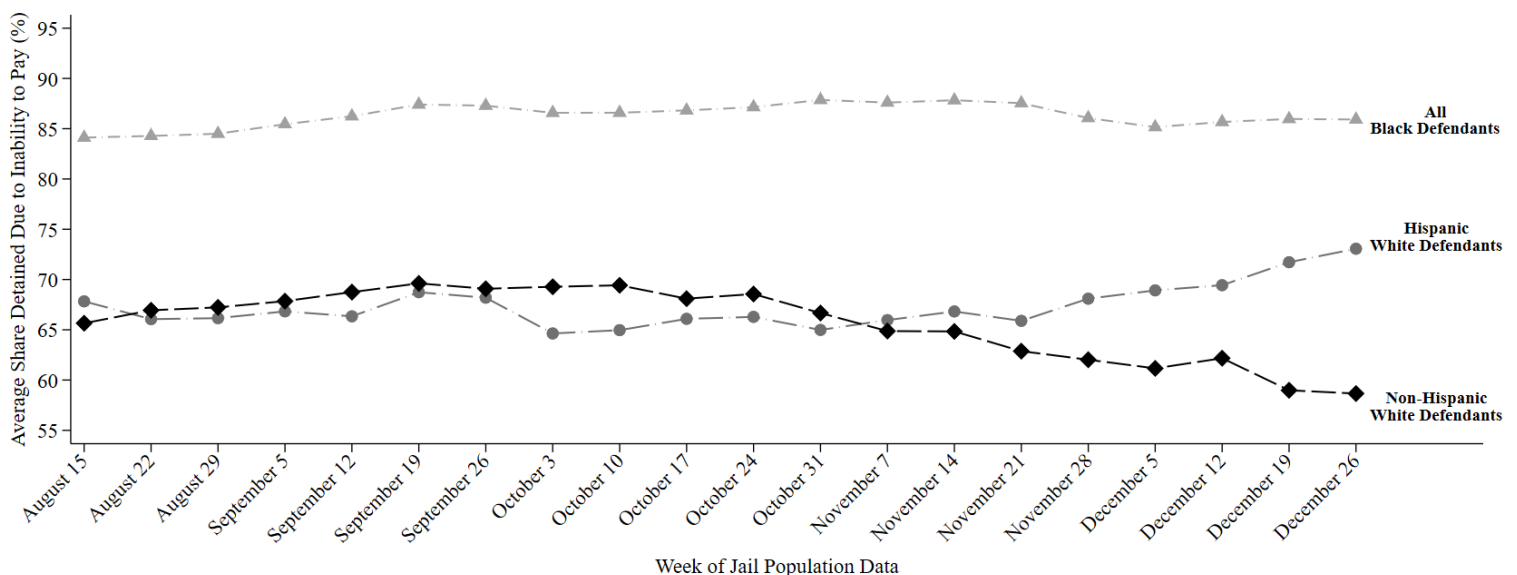
- **86% of Black defendants (121 out of 141)**
- **73% of Hispanic White defendants (31 out of 42)**
- **59% of non-Hispanic White defendants (43 out of 73)**

were detained per night based on inability to pay

Last week, among current pretrial jail inmates assigned to **Judge Hill**, **86% of Black defendants (121 out of 141 on an average night)**, **73% of Hispanic White defendants (31 out of 42 on an average night)**, and **59% of non-Hispanic White defendants (43 out of 73 on an average night)** were detained in Harris County Jail because they couldn't afford money bail.

Judge Hill's **racial difference in the share detained due to inability to pay for Black and Non-Hispanic White defendants** is among the **25% worst** in Harris County. His **racial difference in the share detained due to inability to pay for Hispanic and Non-Hispanic White defendants** is among the **25% worst** in Harris County.

## Track Judge Hill's Share Detained Due to Inability to Pay



This report uses jail population data provided by Harris County. Share detained due to inability to pay represents the percent of current pretrial jail inmates assigned to this judge who were detained because they couldn't afford money bail.

# HARRIS COUNTY FELONY PRETRIAL DETENTION REPORT

*Brought to you by the Texas Center for Justice and Equity and researchers at Harvard University*

January 9, 2022 - January 15, 2022



## Josh Hill – 232<sup>nd</sup> District Court

Among current pretrial jail inmates assigned to Judge Hill:

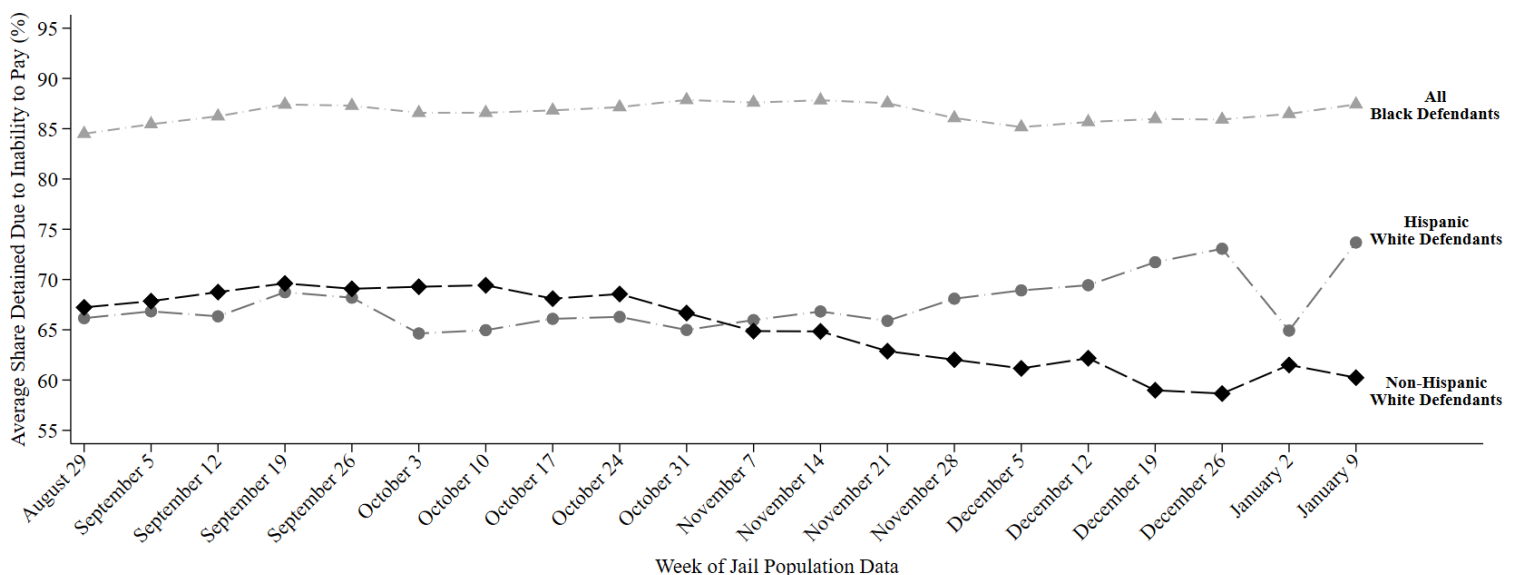
- **87% of Black defendants (118 out of 135)**
- **74% of Hispanic White defendants (32 out of 43)**
- **60% of non-Hispanic White defendants (43 out of 71)**

were detained per night based on inability to pay

Last week, among current pretrial jail inmates assigned to **Judge Hill**, **87% of Black defendants (118 out of 135 on an average night)**, **74% of Hispanic White defendants (32 out of 43 on an average night)**, and **60% of non-Hispanic White defendants (43 out of 71 on an average night)** were detained in Harris County Jail because they couldn't afford money bail.

Judge Hill's **racial difference in the share detained due to inability to pay for Black and Non-Hispanic White defendants** is among the **25% worst** in Harris County. His **racial difference in the share detained due to inability to pay for Hispanic and Non-Hispanic White defendants** is among the **25% worst** in Harris County.

## Track Judge Hill's Share Detained Due to Inability to Pay



This report uses jail population data provided by Harris County. Share detained due to inability to pay represents the percent of current pretrial jail inmates assigned to this judge who were detained because they couldn't afford money bail.

# HARRIS COUNTY FELONY PRETRIAL DETENTION REPORT

*Brought to you by the Texas Center for Justice and Equity and researchers at Harvard University*

January 30, 2022 - February 5, 2022



## Josh Hill – 232<sup>nd</sup> District Court

Among current pretrial jail inmates assigned to Judge Hill:

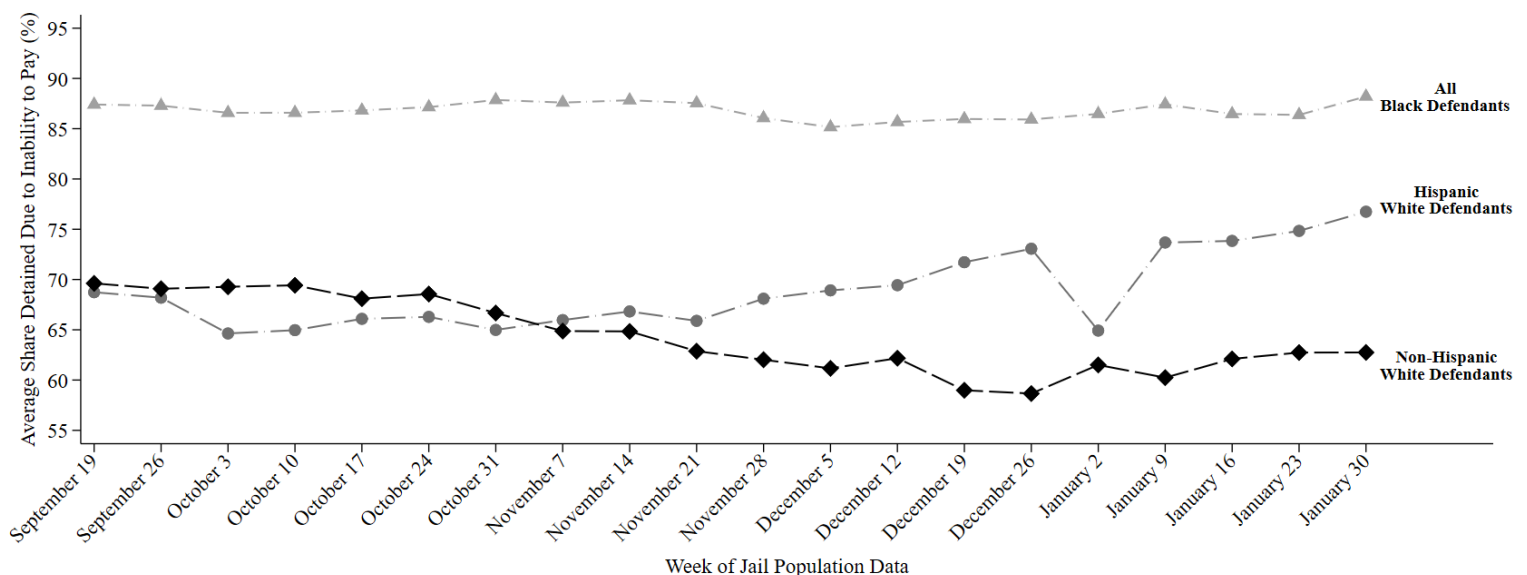
- **88% of Black defendants (115 out of 131)**
- **77% of Hispanic White defendants (38 out of 49)**
- **63% of non-Hispanic White defendants (45 out of 72)**

were detained per night based on inability to pay

Last week, among current pretrial jail inmates assigned to **Judge Hill**, **88% of Black defendants (115 out of 131 on an average night)**, **77% of Hispanic White defendants (38 out of 49 on an average night)**, and **63% of non-Hispanic White defendants (45 out of 72 on an average night)** were detained in Harris County Jail because they couldn't afford money bail.

Judge Hill's **racial difference in the share detained due to inability to pay for Black and Non-Hispanic White defendants** is among the **25% worst** in Harris County. His **racial difference in the share detained due to inability to pay for Hispanic and Non-Hispanic White defendants** is among the **25% worst** in Harris County.

## Track Judge Hill's Share Detained Due to Inability to Pay



This report uses jail population data provided by Harris County. Share detained due to inability to pay represents the percent of current pretrial jail inmates assigned to this judge who were detained because they couldn't afford money bail.



# HARRIS COUNTY FELONY PRETRIAL DETENTION REPORT

*Brought to you by the Texas Center for Justice and Equity and researchers at Harvard University*

February 6, 2022 - February 12, 2022



## Josh Hill – 232<sup>nd</sup> District Court

Among current pretrial jail inmates assigned to Judge Hill:

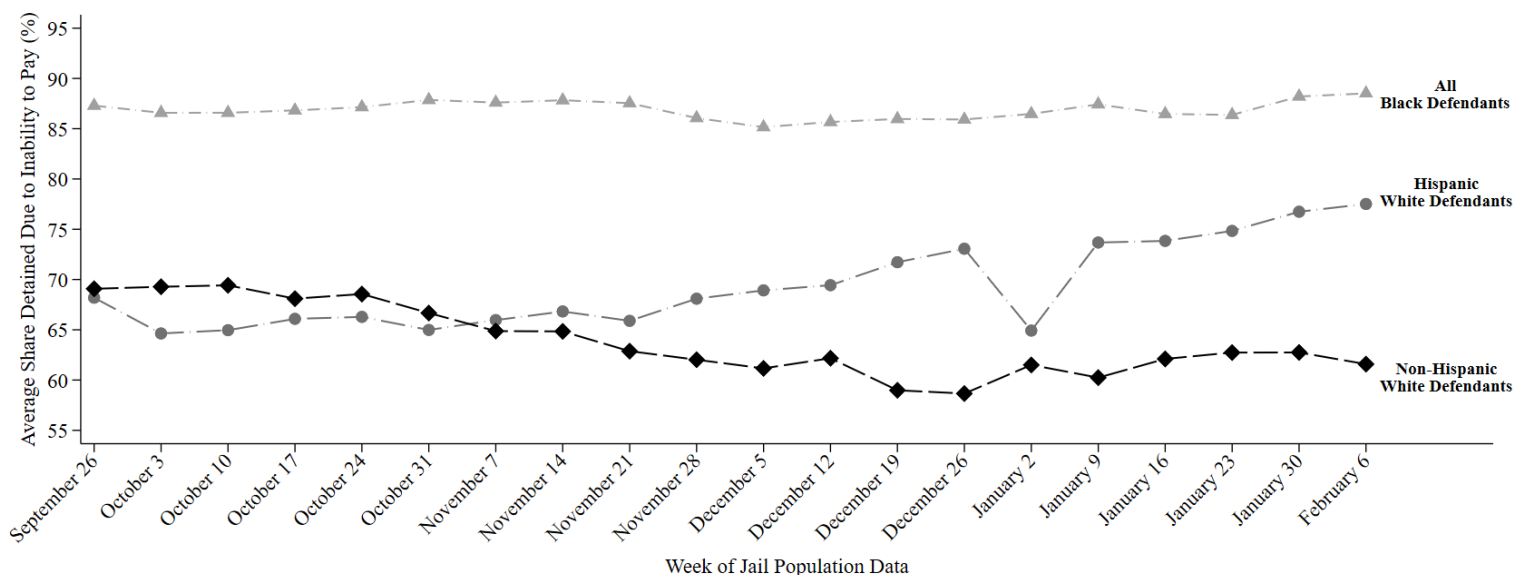
- **89% of Black defendants (117 out of 132)**
- **78% of Hispanic White defendants (37 out of 48)**
- **62% of non-Hispanic White defendants (44 out of 72)**

were detained per night based on inability to pay

Last week, among current pretrial jail inmates assigned to **Judge Hill**, **89% of Black defendants (117 out of 132 on an average night)**, **78% of Hispanic White defendants (37 out of 48 on an average night)**, and **62% of non-Hispanic White defendants (44 out of 72 on an average night)** were detained in Harris County Jail because they couldn't afford money bail.

Judge Hill's **racial difference in the share detained due to inability to pay for Black and Non-Hispanic White defendants** is among the **25% worst** in Harris County. His **racial difference in the share detained due to inability to pay for Hispanic and Non-Hispanic White defendants** is among the **25% worst** in Harris County.

## Track Judge Hill's Share Detained Due to Inability to Pay



This report uses jail population data provided by Harris County. Share detained due to inability to pay represents the percent of current pretrial jail inmates assigned to this judge who were detained because they couldn't afford money bail.

# HARRIS COUNTY FELONY PRETRIAL DETENTION REPORT

*Brought to you by the Texas Center for Justice and Equity and researchers at Harvard University*

March 6, 2022 - March 12, 2022



## Josh Hill – 232<sup>nd</sup> District Court

Among current pretrial jail inmates assigned to Judge Hill:

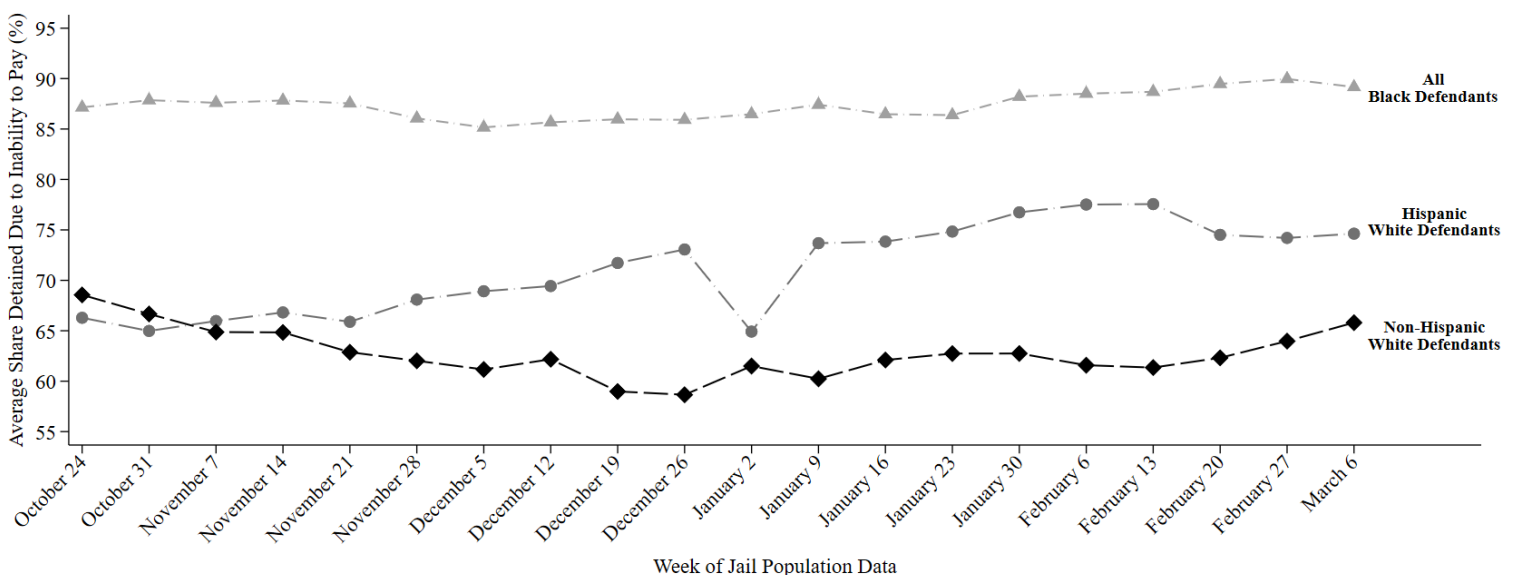
- **89% of Black defendants (118 out of 132)**
- **75% of Hispanic White defendants (36 out of 48)**
- **66% of non-Hispanic White defendants (47 out of 72)**

were detained per night based on inability to pay

Last week, among current pretrial jail inmates assigned to **Judge Hill**, **89% of Black defendants (118 out of 132 on an average night)**, **75% of Hispanic White defendants (36 out of 48 on an average night)**, and **66% of non-Hispanic White defendants (47 out of 72 on an average night)** were detained in Harris County Jail because they couldn't afford money bail.

Judge Hill's **racial difference in the share detained due to inability to pay for Black and Non-Hispanic White defendants** is among the **25% worst** in Harris County. His **racial difference in the share detained due to inability to pay for Hispanic and Non-Hispanic White defendants** is among the **50% worst** in Harris County.

## Track Judge Hill's Share Detained Due to Inability to Pay



This report uses jail population data provided by Harris County. Share detained due to inability to pay represents the percent of current pretrial jail inmates assigned to this judge who were detained because they couldn't afford money bail.

# HARRIS COUNTY FELONY PRETRIAL DETENTION REPORT

*Brought to you by the Texas Center for Justice and Equity and researchers at Harvard University*

March 13, 2022 - March 19, 2022



## Josh Hill – 232<sup>nd</sup> District Court

Among current pretrial jail inmates assigned to Judge Hill:

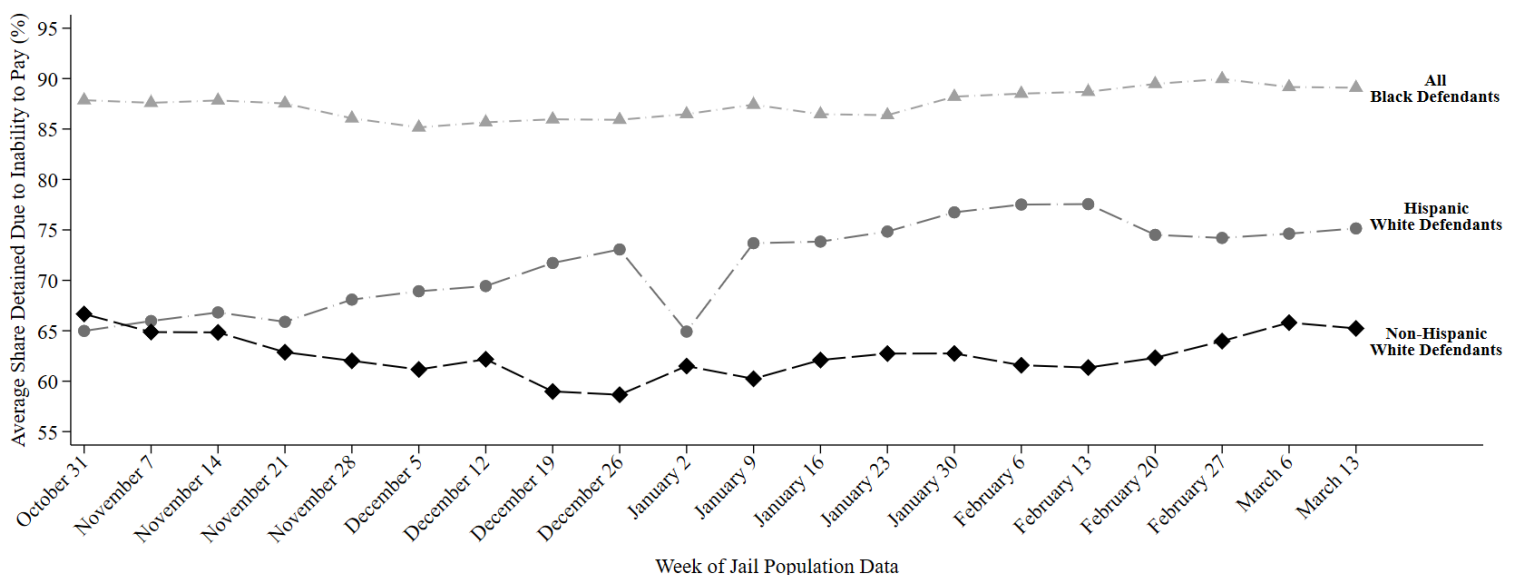
- **89% of Black defendants (114 out of 128)**
- **75% of Hispanic White defendants (36 out of 48)**
- **65% of non-Hispanic White defendants (46 out of 70)**

were detained per night based on inability to pay

Last week, among current pretrial jail inmates assigned to **Judge Hill**, **89% of Black defendants (114 out of 128 on an average night)**, **75% of Hispanic White defendants (36 out of 48 on an average night)**, and **65% of non-Hispanic White defendants (46 out of 70 on an average night)** were detained in Harris County Jail because they couldn't afford money bail.

Judge Hill's **racial difference in the share detained due to inability to pay for Black and Non-Hispanic White defendants** is among the **25% worst** in Harris County. His **racial difference in the share detained due to inability to pay for Hispanic and Non-Hispanic White defendants** is among the **25% worst** in Harris County.

## Track Judge Hill's Share Detained Due to Inability to Pay



This report uses jail population data provided by Harris County. Share detained due to inability to pay represents the percent of current pretrial jail inmates assigned to this judge who were detained because they couldn't afford money bail.

# HARRIS COUNTY FELONY PRETRIAL DETENTION REPORT

*Brought to you by the Texas Center for Justice and Equity and researchers at Harvard University*

March 27, 2022 - April 1, 2022



## Josh Hill – 232<sup>nd</sup> District Court

Among current pretrial jail inmates assigned to Judge Hill:

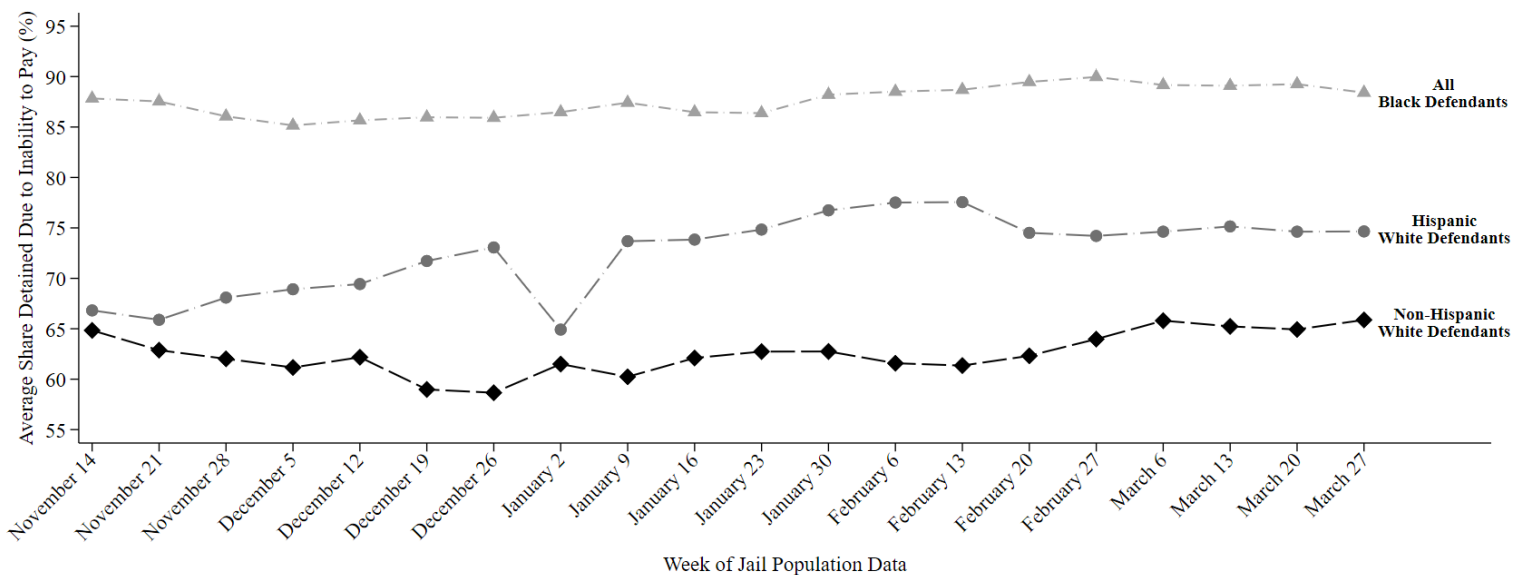
- **88% of Black defendants (111 out of 125)**
- **75% of Hispanic White defendants (36 out of 48)**
- **66% of non-Hispanic White defendants (51 out of 78)**

were detained per night based on inability to pay

Last week, among current pretrial jail inmates assigned to **Judge Hill**, **88% of Black defendants (111 out of 125 on an average night)**, **75% of Hispanic White defendants (36 out of 48 on an average night)**, and **66% of non-Hispanic White defendants (51 out of 78 on an average night)** were detained in Harris County Jail because they couldn't afford money bail.

Judge Hill's **racial difference in the share detained due to inability to pay for Black and Non-Hispanic White defendants** is among the **25% worst** in Harris County. His **racial difference in the share detained due to inability to pay for Hispanic and Non-Hispanic White defendants** is among the **50% worst** in Harris County.

## Track Judge Hill's Share Detained Due to Inability to Pay



This report uses jail population data provided by Harris County. Share detained due to inability to pay represents the percent of current pretrial jail inmates assigned to this judge who were detained because they couldn't afford money bail.

# HARRIS COUNTY FELONY PRETRIAL DETENTION REPORT

*Brought to you by the Texas Center for Justice and Equity and researchers at Harvard University*

April 3, 2022 - April 9, 2022



## Josh Hill – 232<sup>nd</sup> District Court

Among current pretrial jail inmates assigned to Judge Hill:

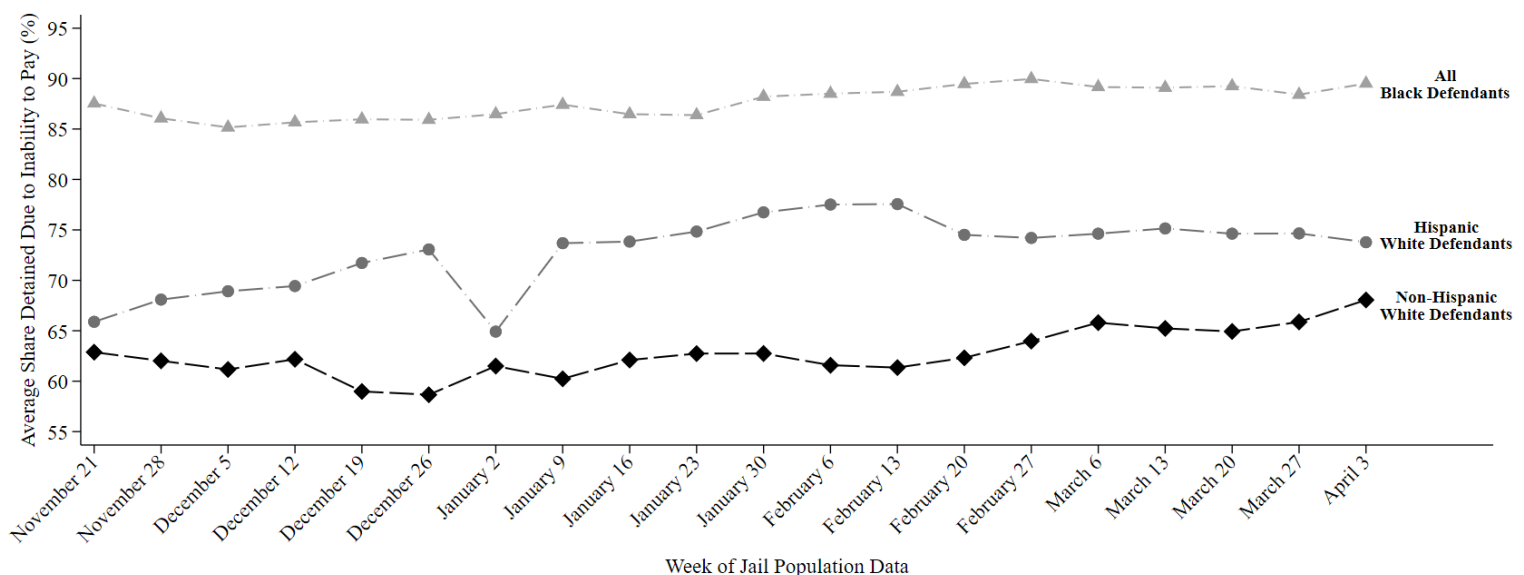
- **90% of Black defendants (118 out of 132)**
- **74% of Hispanic White defendants (35 out of 47)**
- **68% of non-Hispanic White defendants (54 out of 79)**

were detained per night based on inability to pay

Last week, among current pretrial jail inmates assigned to **Judge Hill**, **90% of Black defendants (118 out of 132 on an average night)**, **74% of Hispanic White defendants (35 out of 47 on an average night)**, and **68% of non-Hispanic White defendants (54 out of 79 on an average night)** were detained in Harris County Jail because they couldn't afford money bail.

Judge Hill's **racial difference in the share detained due to inability to pay for Black and Non-Hispanic White defendants** is among the **25% worst** in Harris County. His **racial difference in the share detained due to inability to pay for Hispanic and Non-Hispanic White defendants** is among the **50% worst** in Harris County.

## Track Judge Hill's Share Detained Due to Inability to Pay



This report uses jail population data provided by Harris County. Share detained due to inability to pay represents the percent of current pretrial jail inmates assigned to this judge who were detained because they couldn't afford money bail.

# HARRIS COUNTY FELONY PRETRIAL DETENTION REPORT

*Brought to you by the Texas Center for Justice and Equity and researchers at Harvard University*

April 10, 2022 - April 16, 2022



## Josh Hill – 232<sup>nd</sup> District Court

Among current pretrial jail inmates assigned to Judge Hill:

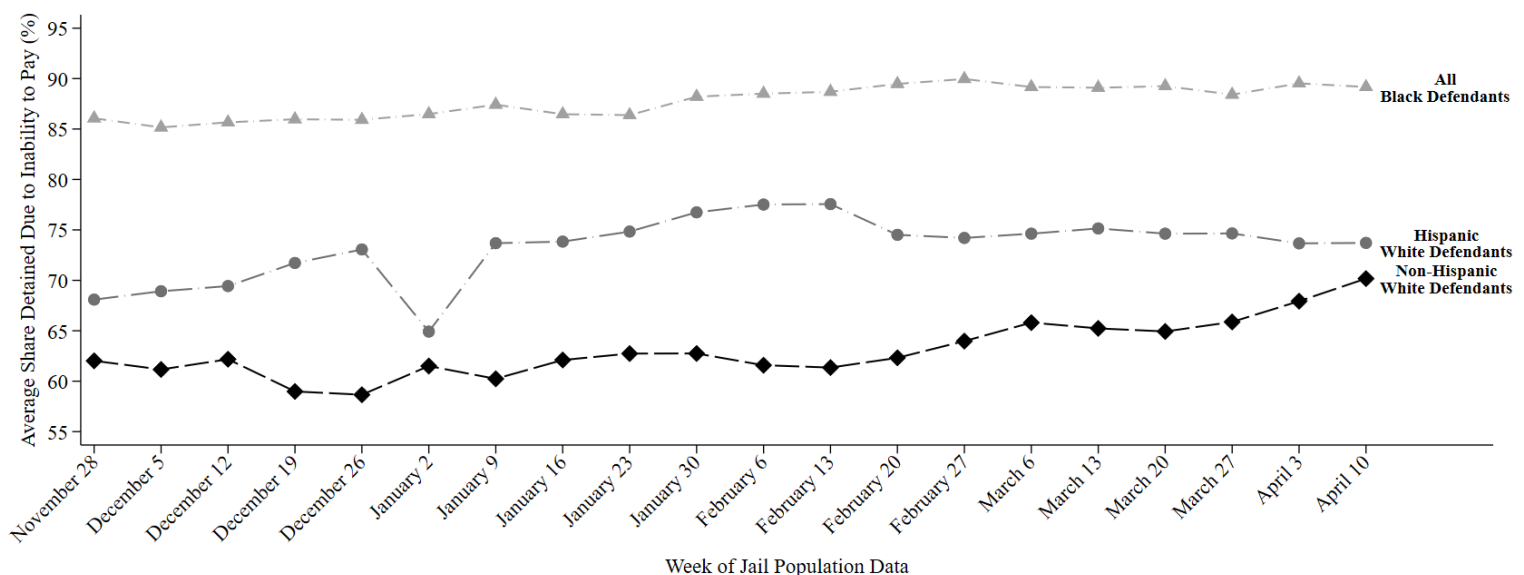
- **89% of Black defendants (118 out of 133)**
- **74% of Hispanic White defendants (34 out of 46)**
- **70% of non-Hispanic White defendants (55 out of 79)**

were detained per night based on inability to pay

Last week, among current pretrial jail inmates assigned to **Judge Hill**, **89% of Black defendants (118 out of 133 on an average night)**, **74% of Hispanic White defendants (34 out of 46 on an average night)**, and **70% of non-Hispanic White defendants (55 out of 79 on an average night)** were detained in Harris County Jail because they couldn't afford money bail.

Judge Hill's **racial difference in the share detained due to inability to pay for Black and Non-Hispanic White defendants** is among the **50% worst** in Harris County. His **racial difference in the share detained due to inability to pay for Hispanic and Non-Hispanic White defendants** is among the **50% best** in Harris County.

## Track Judge Hill's Share Detained Due to Inability to Pay



This report uses jail population data provided by Harris County. Share detained due to inability to pay represents the percent of current pretrial jail inmates assigned to this judge who were detained because they couldn't afford money bail.



# HARRIS COUNTY FELONY PRETRIAL DETENTION REPORT

*Brought to you by the Texas Center for Justice and Equity and researchers at Harvard University*

April 17, 2022 - April 23, 2022



## Josh Hill – 232<sup>nd</sup> District Court

Among current pretrial jail inmates assigned to Judge Hill:

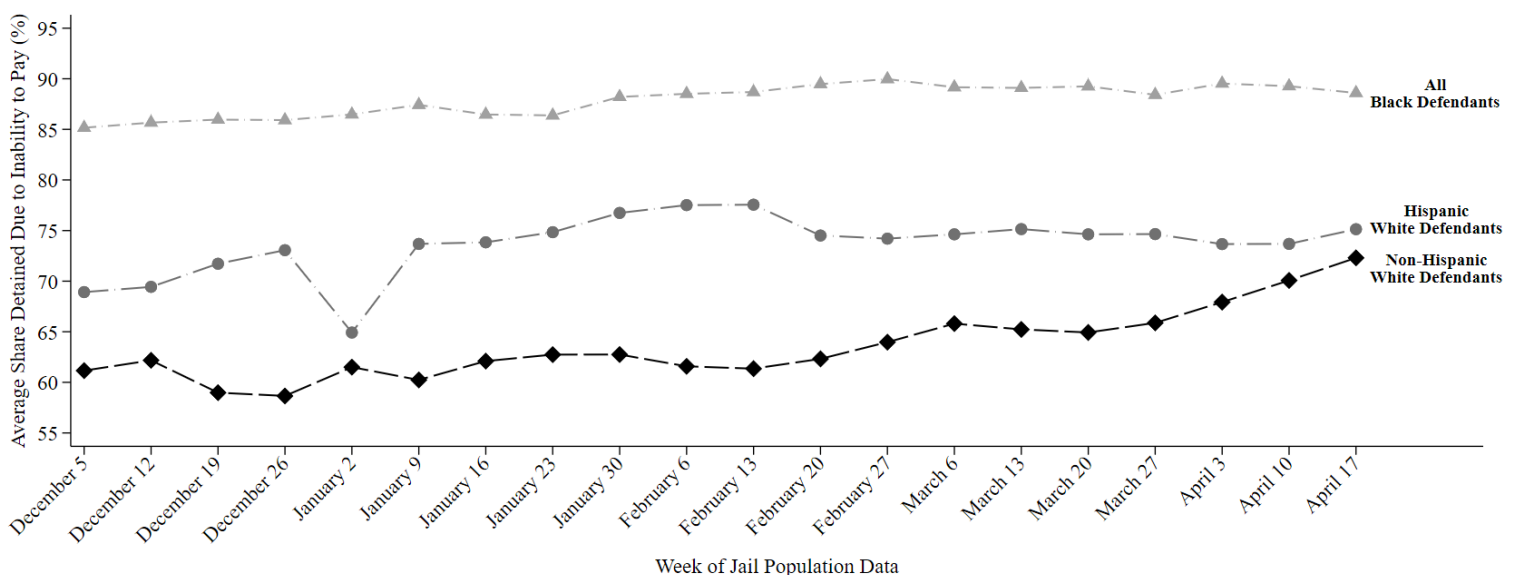
- **89% of Black defendants (116 out of 131)**
- **75% of Hispanic White defendants (34 out of 46)**
- **73% of non-Hispanic White defendants (59 out of 82)**

were detained per night based on inability to pay

Last week, among current pretrial jail inmates assigned to **Judge Hill**, **89% of Black defendants (116 out of 131 on an average night)**, **75% of Hispanic White defendants (34 out of 46 on an average night)**, and **73% of non-Hispanic White defendants (59 out of 82 on an average night)** were detained in Harris County Jail because they couldn't afford money bail.

Judge Hill's **racial difference in the share detained due to inability to pay for Black and Non-Hispanic White defendants** is among the **50% best** in Harris County. His **racial difference in the share detained due to inability to pay for Hispanic and Non-Hispanic White defendants** is among the **50% best** in Harris County.

## Track Judge Hill's Share Detained Due to Inability to Pay



This report uses jail population data provided by Harris County. Share detained due to inability to pay represents the percent of current pretrial jail inmates assigned to this judge who were detained because they couldn't afford money bail.

# HARRIS COUNTY FELONY PRETRIAL DETENTION REPORT

*Brought to you by the Texas Center for Justice and Equity and researchers at Harvard University*

April 24, 2022 - April 30, 2022



## Josh Hill – 232<sup>nd</sup> District Court

Among current pretrial jail inmates assigned to Judge Hill:

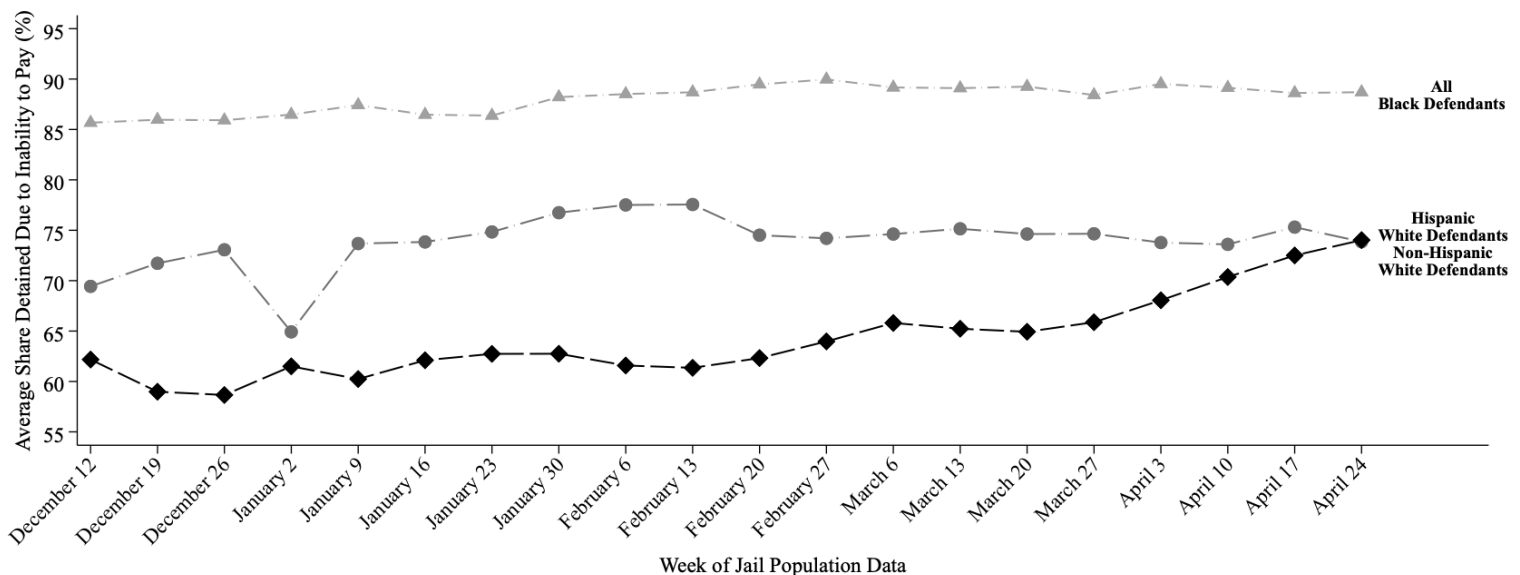
- **89% of Black defendants (120 out of 135)**
- **74% of Hispanic White defendants (37 out of 50)**
- **74% of non-Hispanic White defendants (60 out of 81)**

were detained per night based on inability to pay

Last week, among current pretrial jail inmates assigned to **Judge Hill**, **89% of Black defendants (120 out of 135 on an average night)**, **74% of Hispanic White defendants (37 out of 50 on an average night)**, and **74% of non-Hispanic White defendants (60 out of 81 on an average night)** were detained in Harris County Jail because they couldn't afford money bail.

Judge Hill's **racial difference in the share detained due to inability to pay for Black and Non-Hispanic White defendants** is among the **50% best** in Harris County. His **racial difference in the share detained due to inability to pay for Hispanic and Non-Hispanic White defendants** is among the **25% best** in Harris County.

## Track Judge Hill's Share Detained Due to Inability to Pay



This report uses jail population data provided by Harris County. Share detained due to inability to pay represents the percent of current pretrial jail inmates assigned to this judge who were detained because they couldn't afford money bail.

# HARRIS COUNTY FELONY PRETRIAL DETENTION REPORT

*Brought to you by the Texas Center for Justice and Equity and researchers at Harvard University*

May 15, 2022 - May 21, 2022



## Josh Hill – 232<sup>nd</sup> District Court

Among current pretrial jail inmates assigned to Judge Hill:

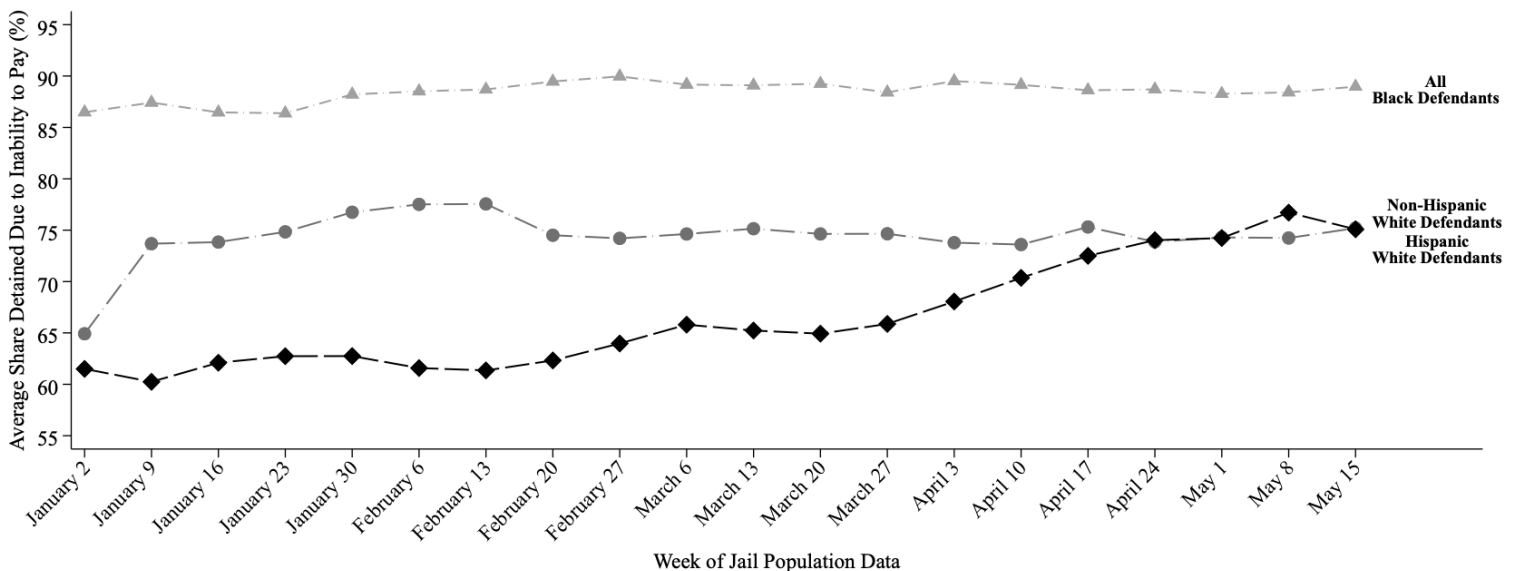
- **89% of Black defendants (127 out of 142)**
- **75% of Hispanic White defendants (40 out of 53)**
- **75% of non-Hispanic White defendants (61 out of 81)**

were detained per night based on inability to pay

Last week, among current pretrial jail inmates assigned to **Judge Hill**, **89% of Black defendants (127 out of 142 on an average night)**, **75% of Hispanic White defendants (40 out of 53 on an average night)**, and **75% of non-Hispanic White defendants (61 out of 81 on an average night)** were detained in Harris County Jail because they couldn't afford money bail.

Judge Hill's **racial difference in the share detained due to inability to pay for Black and Non-Hispanic White defendants** is among the **50% best** in Harris County. His **racial difference in the share detained due to inability to pay for Hispanic and Non-Hispanic White defendants** is among the **25% best** in Harris County.

## Track Judge Hill's Share Detained Due to Inability to Pay



This report uses jail population data provided by Harris County. Share detained due to inability to pay represents the percent of current pretrial jail inmates assigned to this judge who were detained because they couldn't afford money bail.

# HARRIS COUNTY FELONY PRETRIAL DETENTION REPORT

*Brought to you by the Texas Center for Justice and Equity and researchers at Harvard University*

June 5, 2022 - June 11, 2022



## Josh Hill – 232<sup>nd</sup> District Court

Among current pretrial jail inmates assigned to Judge Hill:

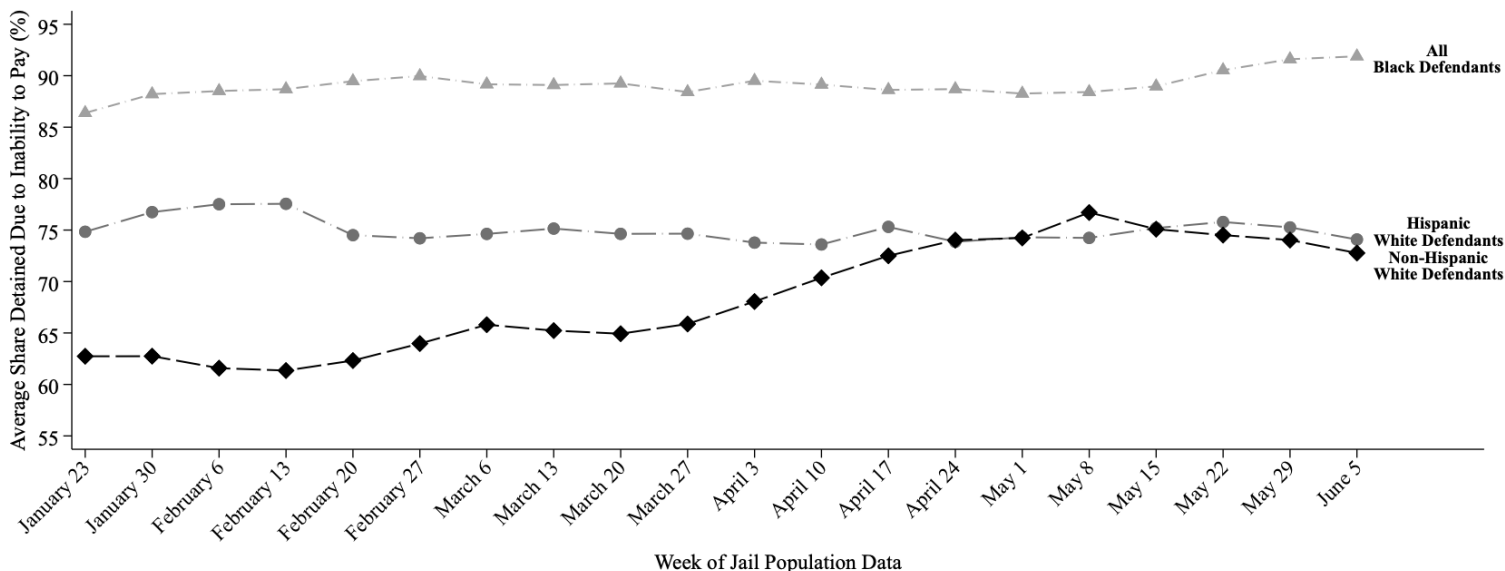
- **92% of Black defendants (140 out of 153)**
- **74% of Hispanic White defendants (41 out of 55)**
- **73% of non-Hispanic White defendants (62 out of 85)**

were detained per night based on inability to pay

Last week, among current pretrial jail inmates assigned to **Judge Hill**, **92% of Black defendants (140 out of 153 on an average night)**, **74% of Hispanic White defendants (41 out of 55 on an average night)**, and **73% of non-Hispanic White defendants (62 out of 85 on an average night)** were detained in Harris County Jail because they couldn't afford money bail.

Judge Hill's **racial difference in the share detained due to inability to pay for Black and Non-Hispanic White defendants** is among the **50% worst** in Harris County. His **racial difference in the share detained due to inability to pay for Hispanic and Non-Hispanic White defendants** is among the **25% best** in Harris County.

## Track Judge Hill's Share Detained Due to Inability to Pay



This report uses jail population data provided by Harris County. Share detained due to inability to pay represents the percent of current pretrial jail inmates assigned to this judge who were detained because they couldn't afford money bail.

# HARRIS COUNTY FELONY PRETRIAL DETENTION REPORT

*Brought to you by the Texas Center for Justice and Equity and researchers at Harvard University*

June 26, 2022 - July 2, 2022



## Josh Hill – 232<sup>nd</sup> District Court

Among current pretrial jail inmates assigned to Judge Hill:

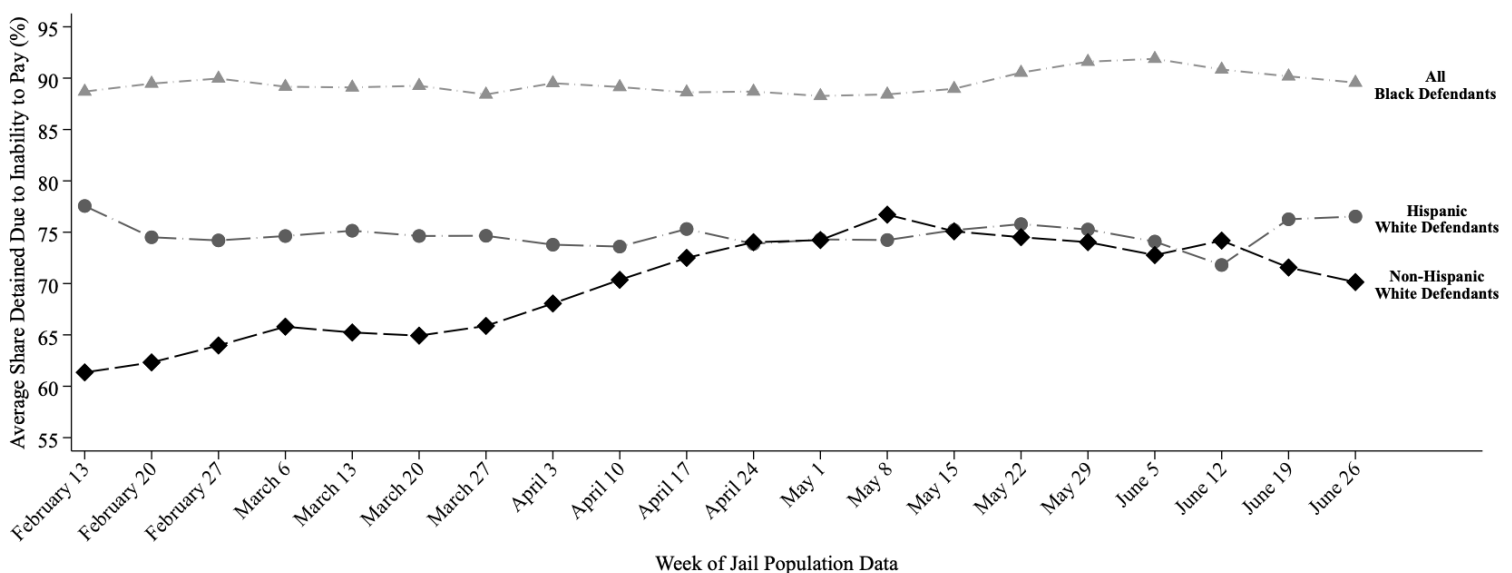
- **90% of Black defendants (132 out of 148)**
- **77% of Hispanic White defendants (41 out of 54)**
- **70% of non-Hispanic White defendants (61 out of 88)**

were detained per night based on inability to pay

Last week, among current pretrial jail inmates assigned to **Judge Hill**, **90% of Black defendants (132 out of 148 on an average night)**, **77% of Hispanic White defendants (41 out of 54 on an average night)**, and **70% of non-Hispanic White defendants (61 out of 88 on an average night)** were detained in Harris County Jail because they couldn't afford money bail.

Judge Hill's **racial difference in the share detained due to inability to pay for Black and Non-Hispanic White defendants** is among the **50% worst** in Harris County. His **racial difference in the share detained due to inability to pay for Hispanic and Non-Hispanic White defendants** is among the **50% worst** in Harris County.

## Track Judge Hill's Share Detained Due to Inability to Pay



This report uses jail population data provided by Harris County. Share detained due to inability to pay represents the percent of current pretrial jail inmates assigned to this judge who were detained because they couldn't afford money bail.

# HARRIS COUNTY FELONY PRETRIAL DETENTION REPORT

*Brought to you by the Texas Center for Justice and Equity and researchers at Harvard University*

July 3, 2022 - July 9, 2022



## Josh Hill – 232<sup>nd</sup> District Court

Among current pretrial jail inmates assigned to Judge Hill:

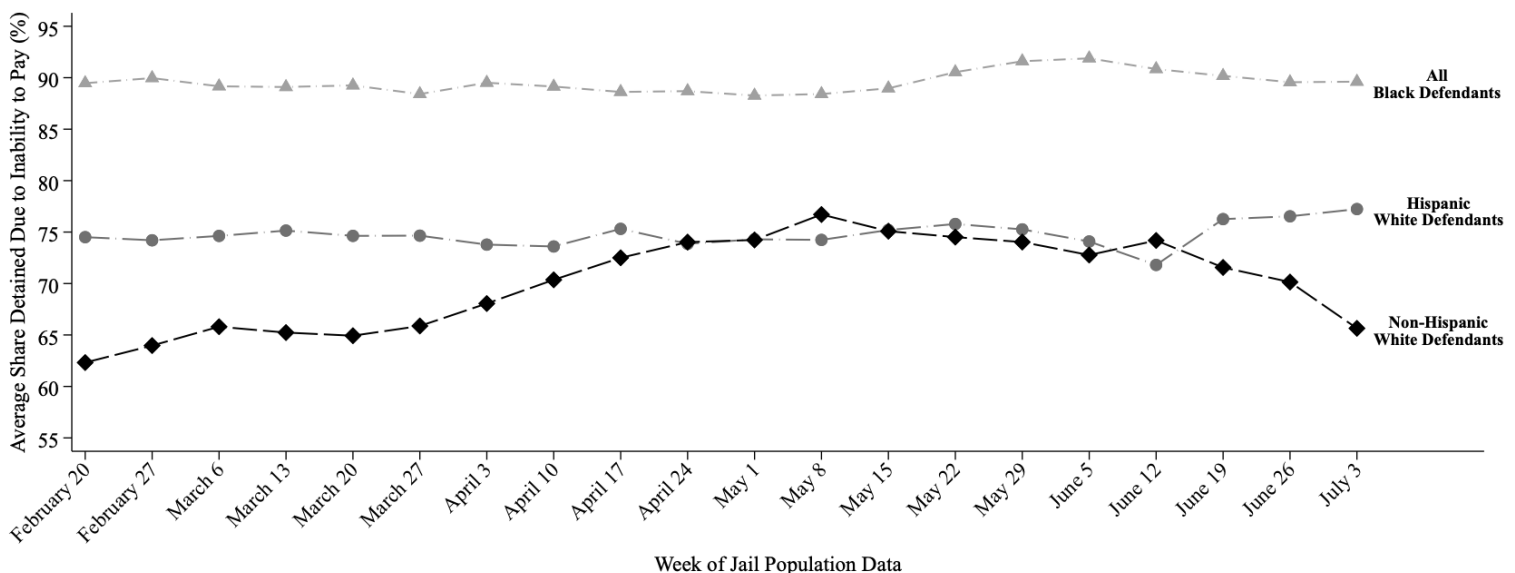
- **90% of Black defendants (133 out of 149)**
- **77% of Hispanic White defendants (41 out of 53)**
- **66% of non-Hispanic White defendants (58 out of 89)**

were detained per night based on inability to pay

Last week, among current pretrial jail inmates assigned to **Judge Hill**, **90% of Black defendants (133 out of 149 on an average night)**, **77% of Hispanic White defendants (41 out of 53 on an average night)**, and **66% of non-Hispanic White defendants (58 out of 89 on an average night)** were detained in Harris County Jail because they couldn't afford money bail.

Judge Hill's **racial difference in the share detained due to inability to pay for Black and Non-Hispanic White defendants** is among the **25% worst** in Harris County. His **racial difference in the share detained due to inability to pay for Hispanic and Non-Hispanic White defendants** is among the **50% worst** in Harris County.

## Track Judge Hill's Share Detained Due to Inability to Pay



This report uses jail population data provided by Harris County. Share detained due to inability to pay represents the percent of current pretrial jail inmates assigned to this judge who were detained because they couldn't afford money bail.



# HARRIS COUNTY FELONY PRETRIAL DETENTION REPORT

*Brought to you by the Texas Center for Justice and Equity and researchers at Harvard University*

July 10, 2022 - July 16, 2022



## Josh Hill – 232<sup>nd</sup> District Court

Among current pretrial jail inmates assigned to Judge Hill:

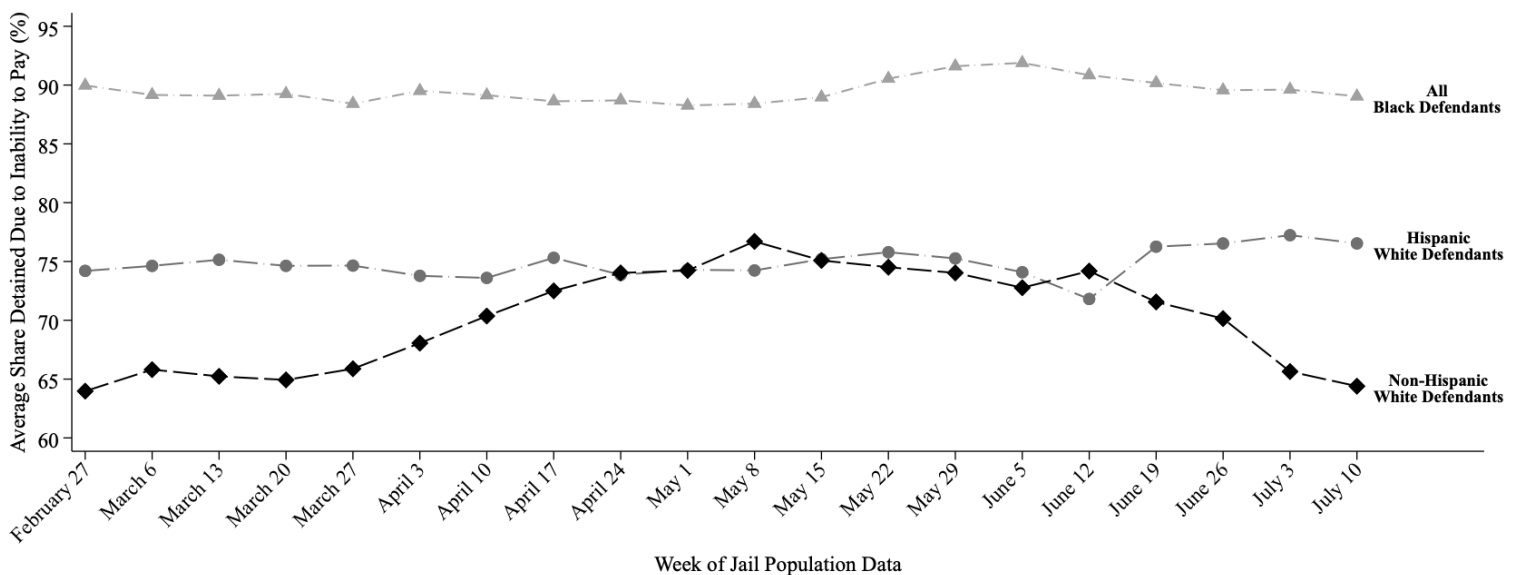
- **89% of Black defendants (130 out of 146)**
- **77% of Hispanic White defendants (39 out of 51)**
- **64% of non-Hispanic White defendants (59 out of 92)**

were detained per night based on inability to pay

Last week, among current pretrial jail inmates assigned to **Judge Hill**, **89% of Black defendants (130 out of 146 on an average night)**, **77% of Hispanic White defendants (39 out of 51 on an average night)**, and **64% of non-Hispanic White defendants (59 out of 92 on an average night)** were detained in Harris County Jail because they couldn't afford money bail.

Judge Hill's **racial difference in the share detained due to inability to pay for Black and Non-Hispanic White defendants** is among the **25% worst** in Harris County. His **racial difference in the share detained due to inability to pay for Hispanic and Non-Hispanic White defendants** is among the **25% worst** in Harris County.

## Track Judge Hill's Share Detained Due to Inability to Pay



This report uses jail population data provided by Harris County. Share detained due to inability to pay represents the percent of current pretrial jail inmates assigned to this judge who were detained because they couldn't afford money bail.

# HARRIS COUNTY FELONY PRETRIAL DETENTION REPORT

*Brought to you by the Texas Center for Justice and Equity and researchers at Harvard University*

July 17, 2022 - July 23, 2022



## Josh Hill – 232<sup>nd</sup> District Court

Among current pretrial jail inmates assigned to Judge Hill:

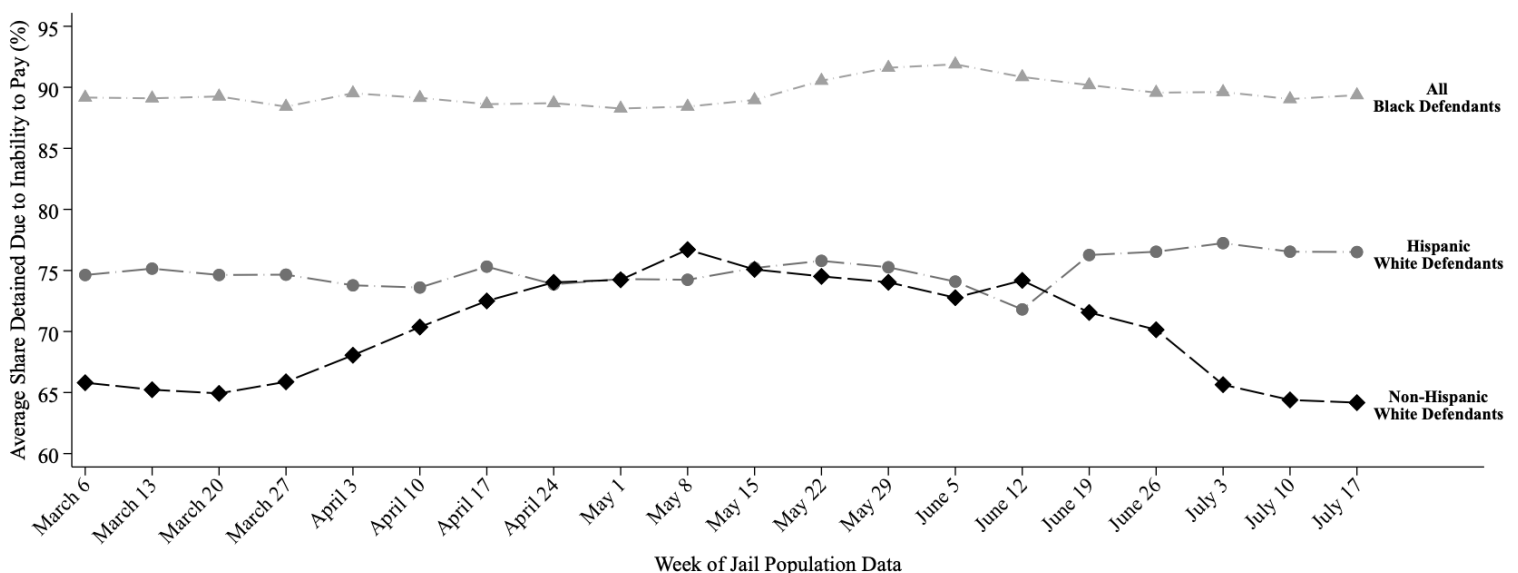
- **89% of Black defendants (134 out of 150)**
- **77% of Hispanic White defendants (40 out of 53)**
- **64% of non-Hispanic White defendants (62 out of 96)**

were detained per night based on inability to pay

Last week, among current pretrial jail inmates assigned to **Judge Hill**, **89% of Black defendants (134 out of 150 on an average night)**, **77% of Hispanic White defendants (40 out of 53 on an average night)**, and **64% of non-Hispanic White defendants (62 out of 96 on an average night)** were detained in Harris County Jail because they couldn't afford money bail.

Judge Hill's **racial difference in the share detained due to inability to pay for Black and Non-Hispanic White defendants** is among the **25% worst** in Harris County. His **racial difference in the share detained due to inability to pay for Hispanic and Non-Hispanic White defendants** is among the **25% worst** in Harris County.

## Track Judge Hill's Share Detained Due to Inability to Pay



This report uses jail population data provided by Harris County. Share detained due to inability to pay represents the percent of current pretrial jail inmates assigned to this judge who were detained because they couldn't afford money bail.

# HARRIS COUNTY FELONY PRETRIAL DETENTION REPORT

*Brought to you by the Texas Center for Justice and Equity and researchers at Harvard University*

July 24, 2022 - July 30, 2022



## Josh Hill – 232<sup>nd</sup> District Court

Among current pretrial jail inmates assigned to Judge Hill:

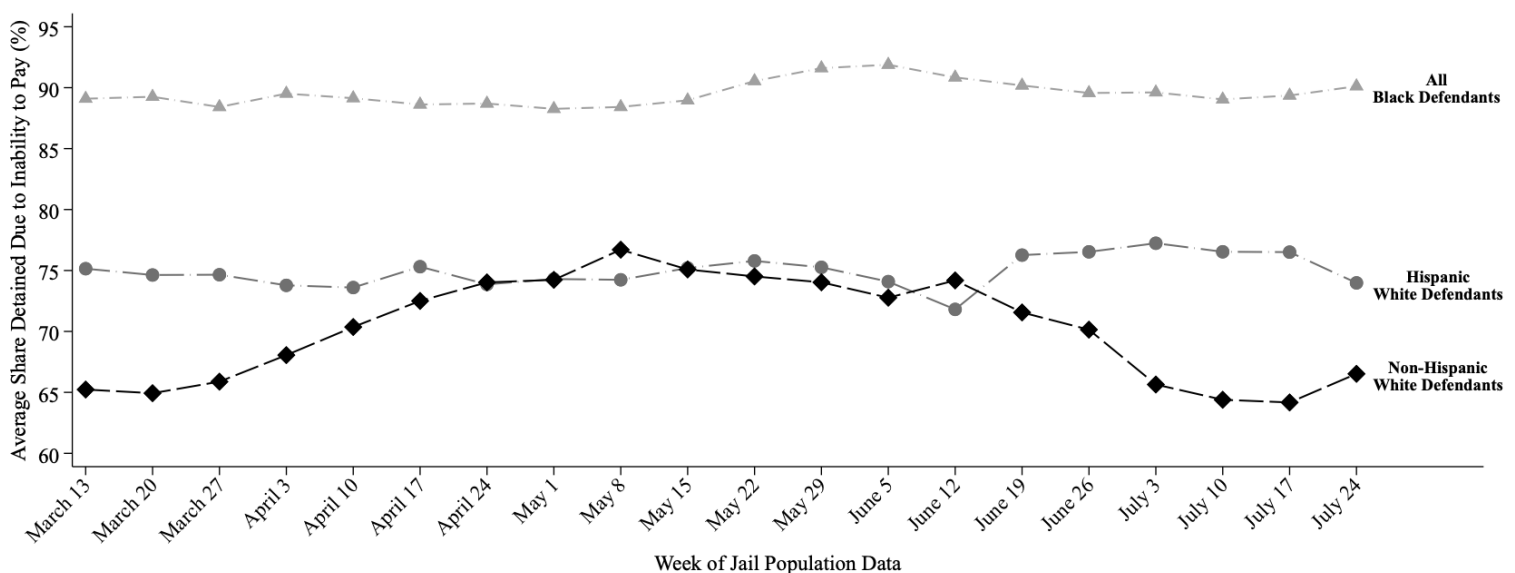
- **90% of Black defendants (141 out of 156)**
- **74% of Hispanic White defendants (39 out of 53)**
- **67% of non-Hispanic White defendants (66 out of 99)**

were detained per night based on inability to pay

Last week, among current pretrial jail inmates assigned to **Judge Hill**, **90% of Black defendants (141 out of 156 on an average night)**, **74% of Hispanic White defendants (39 out of 53 on an average night)**, and **67% of non-Hispanic White defendants (66 out of 99 on an average night)** were detained in Harris County Jail because they couldn't afford money bail.

Judge Hill's **racial difference in the share detained due to inability to pay for Black and Non-Hispanic White defendants** is among the **25% worst** in Harris County. His **racial difference in the share detained due to inability to pay for Hispanic and Non-Hispanic White defendants** is among the **50% worst** in Harris County.

## Track Judge Hill's Share Detained Due to Inability to Pay



This report uses jail population data provided by Harris County. Share detained due to inability to pay represents the percent of current pretrial jail inmates assigned to this judge who were detained because they couldn't afford money bail.

# HARRIS COUNTY FELONY PRETRIAL DETENTION REPORT

*Brought to you by the Texas Center for Justice and Equity and researchers at Harvard University*

August 7, 2022 - August 13, 2022



## Josh Hill – 232<sup>nd</sup> District Court

Among current pretrial jail inmates assigned to Judge Hill:

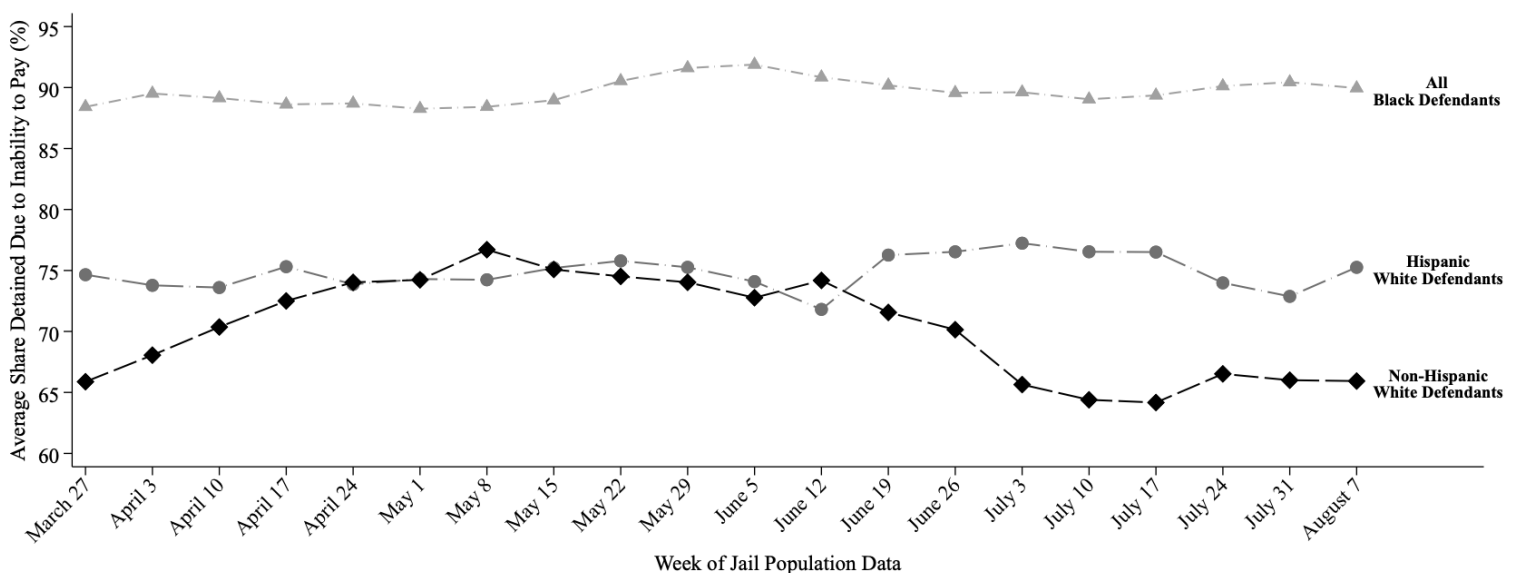
- **90% of Black defendants (141 out of 157)**
- **75% of Hispanic White defendants (44 out of 58)**
- **66% of non-Hispanic White defendants (66 out of 100)**

were detained per night based on inability to pay

Last week, among current pretrial jail inmates assigned to **Judge Hill**, **90% of Black defendants (141 out of 157 on an average night)**, **75% of Hispanic White defendants (44 out of 58 on an average night)**, and **66% of non-Hispanic White defendants (66 out of 100 on an average night)** were detained in Harris County Jail because they couldn't afford money bail.

Judge Hill's **racial difference in the share detained due to inability to pay for Black and Non-Hispanic White defendants** is among the **25% worst** in Harris County. His **racial difference in the share detained due to inability to pay for Hispanic and Non-Hispanic White defendants** is among the **50% worst** in Harris County.

## Track Judge Hill's Share Detained Due to Inability to Pay



This report uses jail population data provided by Harris County. Share detained due to inability to pay represents the percent of current pretrial jail inmates assigned to this judge who were detained because they couldn't afford money bail.

# HARRIS COUNTY FELONY PRETRIAL DETENTION REPORT

*Brought to you by the Texas Center for Justice and Equity and researchers at Harvard University*

August 14, 2022 - August 20, 2022



## Josh Hill – 232<sup>nd</sup> District Court

Among current pretrial jail inmates assigned to Judge Hill:

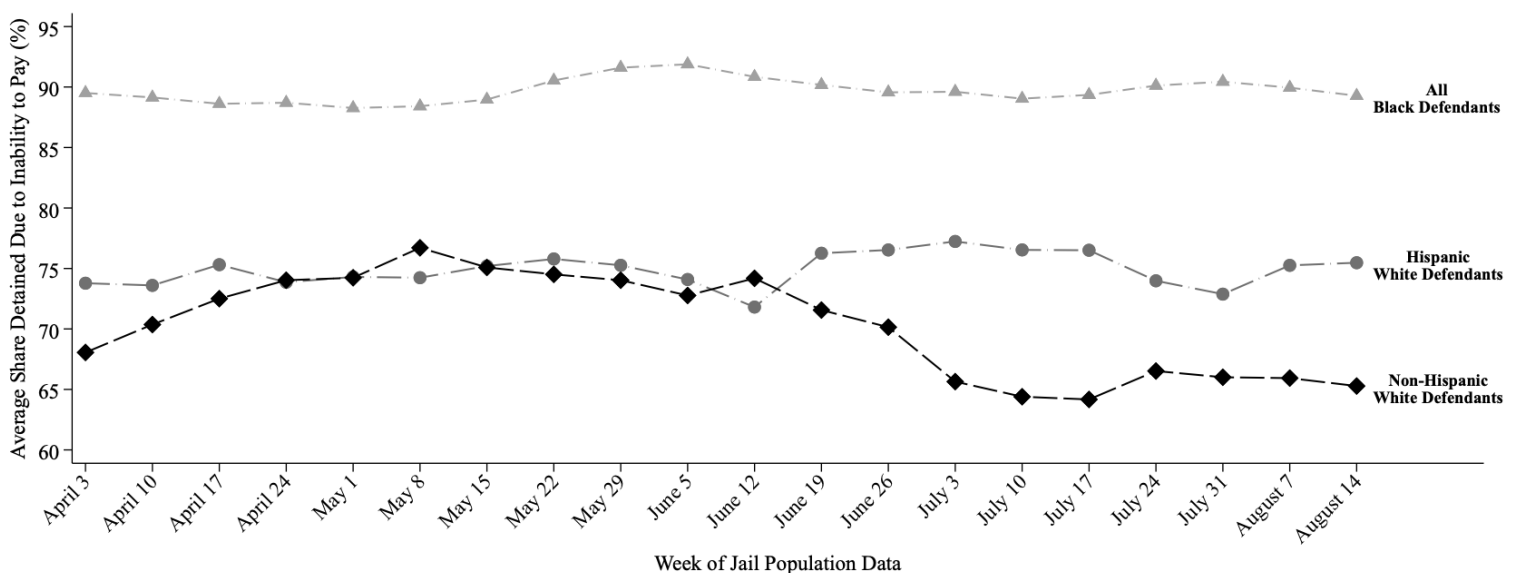
- **89% of Black defendants (136 out of 152)**
- **75% of Hispanic White defendants (45 out of 60)**
- **65% of non-Hispanic White defendants (63 out of 96)**

were detained per night based on inability to pay

Last week, among current pretrial jail inmates assigned to **Judge Hill**, **89% of Black defendants (136 out of 152 on an average night)**, **75% of Hispanic White defendants (45 out of 60 on an average night)**, and **65% of non-Hispanic White defendants (63 out of 96 on an average night)** were detained in Harris County Jail because they couldn't afford money bail.

Judge Hill's **racial difference in the share detained due to inability to pay for Black and Non-Hispanic White defendants** is among the **25% worst** in Harris County. His **racial difference in the share detained due to inability to pay for Hispanic and Non-Hispanic White defendants** is among the **50% worst** in Harris County.

## Track Judge Hill's Share Detained Due to Inability to Pay



This report uses jail population data provided by Harris County. Share detained due to inability to pay represents the percent of current pretrial jail inmates assigned to this judge who were detained because they couldn't afford money bail.

# HARRIS COUNTY FELONY PRETRIAL DETENTION REPORT

*Brought to you by the Texas Center for Justice and Equity and researchers at Harvard University*

August 28, 2022 - September 3, 2022



## Josh Hill – 232<sup>nd</sup> District Court

Among current pretrial jail inmates assigned to Judge Hill:

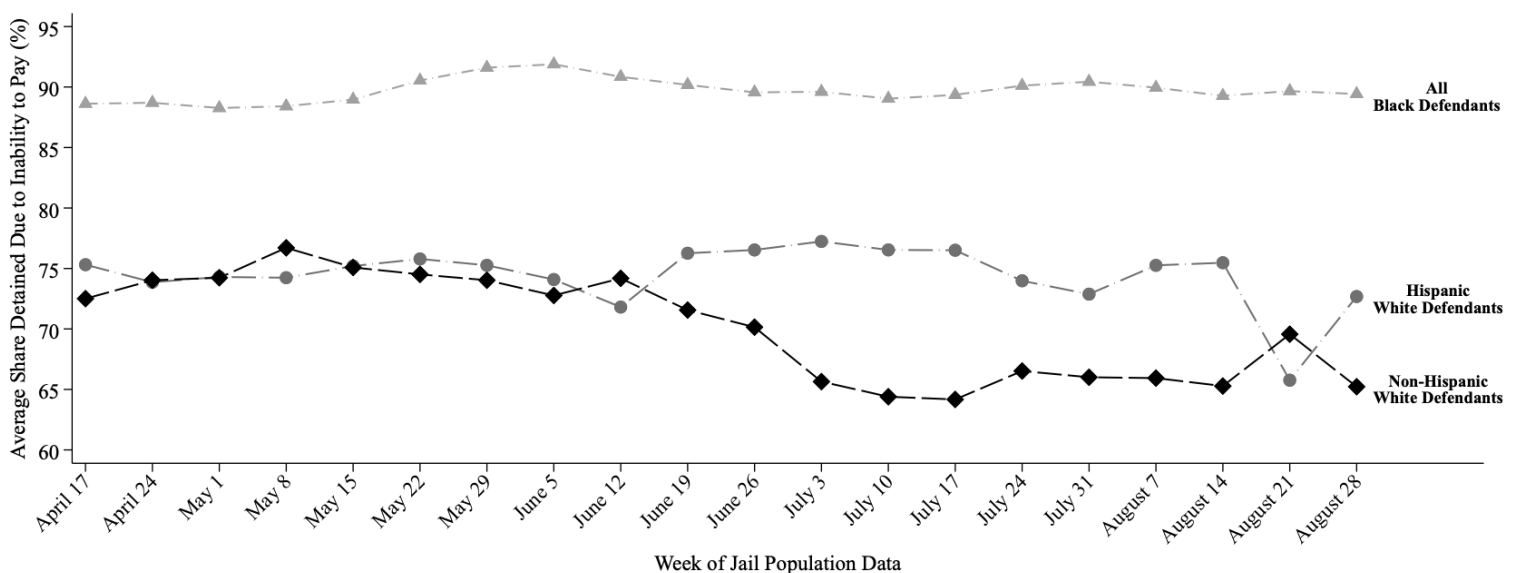
- **89% of Black defendants (135 out of 151)**
- **73% of Hispanic White defendants (43 out of 59)**
- **65% of non-Hispanic White defendants (60 out of 92)**

were detained per night based on inability to pay

Last week, among current pretrial jail inmates assigned to **Judge Hill**, **89% of Black defendants (135 out of 151 on an average night)**, **73% of Hispanic White defendants (43 out of 59 on an average night)**, and **65% of non-Hispanic White defendants (60 out of 92 on an average night)** were detained in Harris County Jail because they couldn't afford money bail.

Judge Hill's **racial difference in the share detained due to inability to pay for Black and Non-Hispanic White defendants** is among the **25% worst** in Harris County. His **racial difference in the share detained due to inability to pay for Hispanic and Non-Hispanic White defendants** is among the **50% worst** in Harris County.

## Track Judge Hill's Share Detained Due to Inability to Pay



This report uses jail population data provided by Harris County. Share detained due to inability to pay represents the percent of current pretrial jail inmates assigned to this judge who were detained because they couldn't afford money bail.



# HARRIS COUNTY FELONY PRETRIAL DETENTION REPORT

*Brought to you by the Texas Center for Justice and Equity and researchers at Harvard University*

September 4, 2022 - September 10, 2022



## Josh Hill – 232<sup>nd</sup> District Court

Among current pretrial jail inmates assigned to Judge Hill:

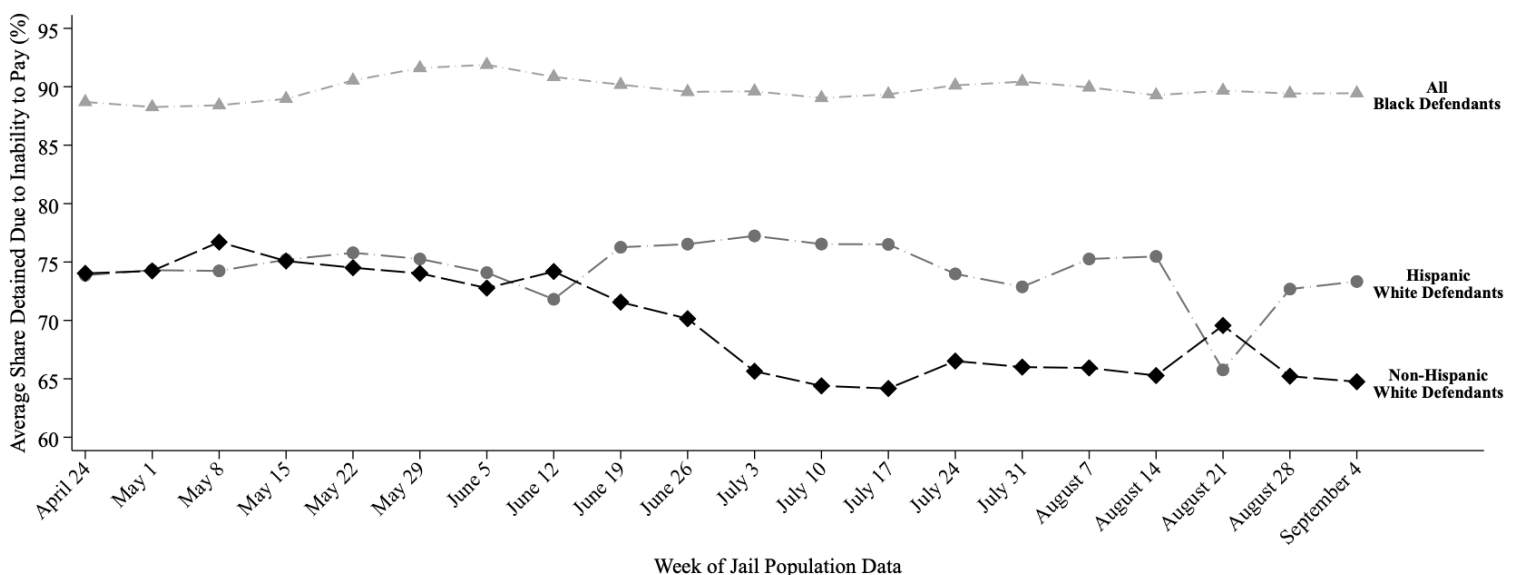
- **89% of Black defendants (137 out of 153)**
- **73% of Hispanic White defendants (44 out of 60)**
- **65% of non-Hispanic White defendants (58 out of 90)**

were detained per night based on inability to pay

Last week, among current pretrial jail inmates assigned to **Judge Hill**, **89% of Black defendants (137 out of 153 on an average night)**, **73% of Hispanic White defendants (44 out of 60 on an average night)**, and **65% of non-Hispanic White defendants (58 out of 90 on an average night)** were detained in Harris County Jail because they couldn't afford money bail.

Judge Hill's **racial difference in the share detained due to inability to pay for Black and Non-Hispanic White defendants** is among the **25% worst** in Harris County. His **racial difference in the share detained due to inability to pay for Hispanic and Non-Hispanic White defendants** is among the **50% worst** in Harris County.

## Track Judge Hill's Share Detained Due to Inability to Pay



This report uses jail population data provided by Harris County. Share detained due to inability to pay represents the percent of current pretrial jail inmates assigned to this judge who were detained because they couldn't afford money bail.

# HARRIS COUNTY FELONY PRETRIAL DETENTION REPORT

*Brought to you by the Texas Center for Justice and Equity and researchers at Harvard University*

September 18, 2022 - September 24, 2022



## Josh Hill – 232<sup>nd</sup> District Court

Among current pretrial jail inmates assigned to Judge Hill:

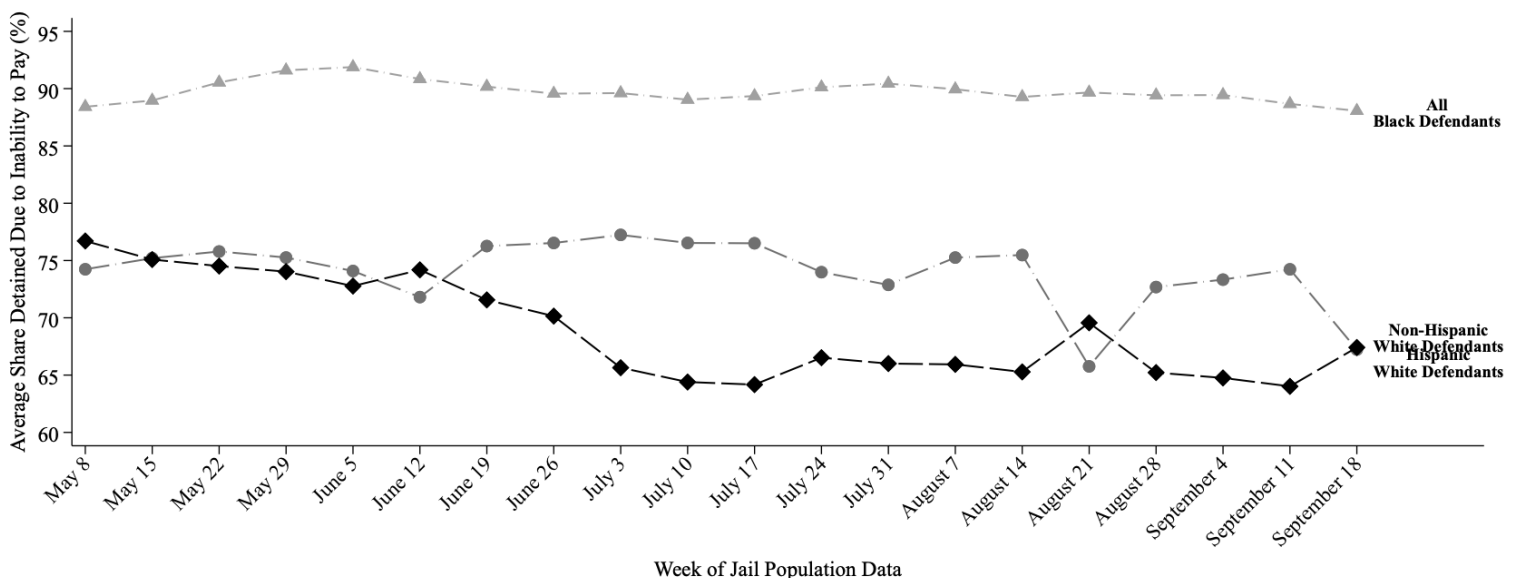
- **88% of Black defendants (131 out of 148)**
- **67% of Hispanic White defendants (57 out of 84)**
- **67% of non-Hispanic White defendants (39 out of 57)**

were detained per night based on inability to pay

Last week, among current pretrial jail inmates assigned to **Judge Hill**, **88% of Black defendants (131 out of 148 on an average night)**, **67% of Hispanic White defendants (57 out of 84 on an average night)**, and **67% of non-Hispanic White defendants (39 out of 57 on an average night)** were detained in Harris County Jail because they couldn't afford money bail.

Judge Hill's **racial difference in the share detained due to inability to pay for Black and Non-Hispanic White defendants** is among the **25% worst** in Harris County. His **racial difference in the share detained due to inability to pay for Hispanic and Non-Hispanic White defendants** is among the **25% best** in Harris County.

## Track Judge Hill's Share Detained Due to Inability to Pay



This report uses jail population data provided by Harris County. Share detained due to inability to pay represents the percent of current pretrial jail inmates assigned to this judge who were detained because they couldn't afford money bail.

# HARRIS COUNTY FELONY PRETRIAL DETENTION REPORT

*Brought to you by the Texas Center for Justice and Equity and researchers at Harvard University*

September 25, 2022 - October 1, 2022



## Josh Hill – 232<sup>nd</sup> District Court

Among current pretrial jail inmates assigned to Judge Hill:

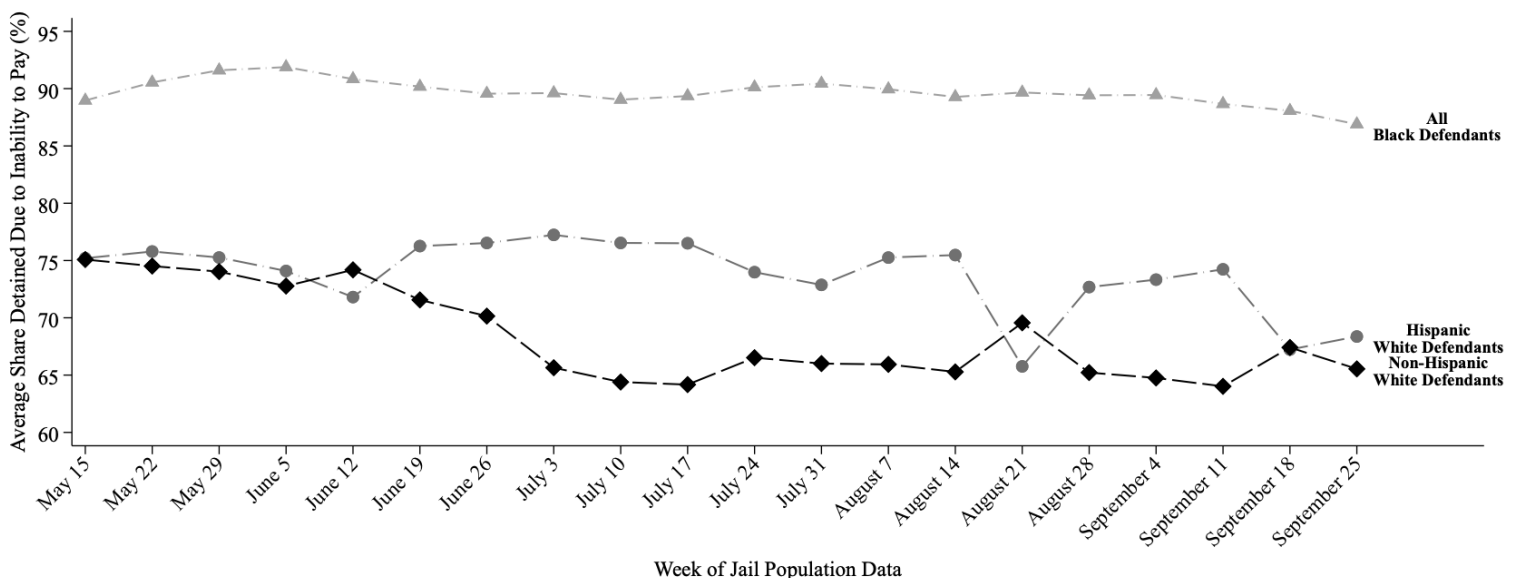
- **87% of Black defendants (128 out of 147)**
- **68% of Hispanic White defendants (57 out of 84)**
- **66% of non-Hispanic White defendants (39 out of 59)**

were detained per night based on inability to pay

Last week, among current pretrial jail inmates assigned to **Judge Hill**, **87% of Black defendants (128 out of 147 on an average night)**, **68% of Hispanic White defendants (57 out of 84 on an average night)**, and **66% of non-Hispanic White defendants (39 out of 59 on an average night)** were detained in Harris County Jail because they couldn't afford money bail.

Judge Hill's **racial difference in the share detained due to inability to pay for Black and Non-Hispanic White defendants** is among the **25% worst** in Harris County. His **racial difference in the share detained due to inability to pay for Hispanic and Non-Hispanic White defendants** is among the **25% best** in Harris County.

## Track Judge Hill's Share Detained Due to Inability to Pay



This report uses jail population data provided by Harris County. Share detained due to inability to pay represents the percent of current pretrial jail inmates assigned to this judge who were detained because they couldn't afford money bail.

# HARRIS COUNTY FELONY PRETRIAL DETENTION REPORT

*Brought to you by the Texas Center for Justice and Equity and researchers at Harvard University*

October 9, 2022 - October 15, 2022



## Josh Hill – 232<sup>nd</sup> District Court

Among current pretrial jail inmates assigned to Judge Hill:

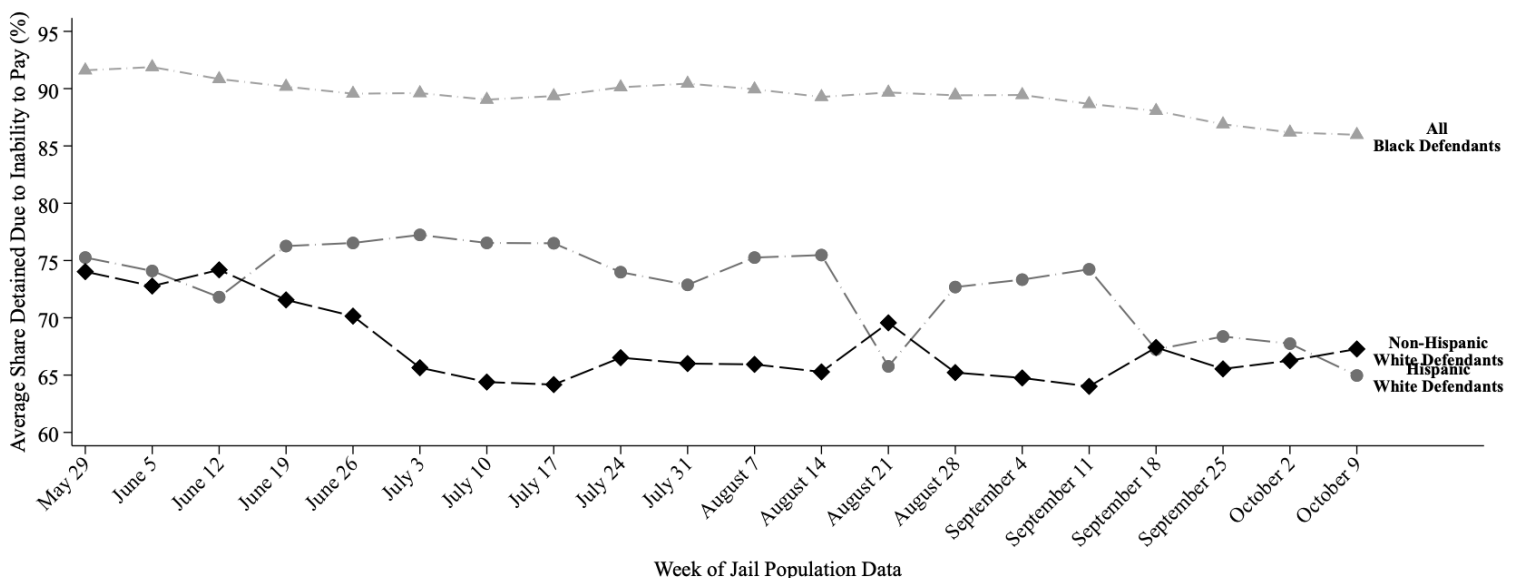
- **86% of Black defendants (123 out of 143)**
- **65% of Hispanic White defendants (53 out of 81)**
- **67% of non-Hispanic White defendants (42 out of 62)**

were detained per night based on inability to pay

Last week, among current pretrial jail inmates assigned to **Judge Hill**, **86% of Black defendants (123 out of 143 on an average night)**, **65% of Hispanic White defendants (53 out of 81 on an average night)**, and **67% of non-Hispanic White defendants (42 out of 62 on an average night)** were detained in Harris County Jail because they couldn't afford money bail.

Judge Hill's **racial difference in the share detained due to inability to pay for Black and Non-Hispanic White defendants** is among the **25% worst** in Harris County. His **racial difference in the share detained due to inability to pay for Hispanic and Non-Hispanic White defendants** is among the **25% best** in Harris County.

## Track Judge Hill's Share Detained Due to Inability to Pay



This report uses jail population data provided by Harris County. Share detained due to inability to pay represents the percent of current pretrial jail inmates assigned to this judge who were detained because they couldn't afford money bail.

# HARRIS COUNTY FELONY PRETRIAL DETENTION REPORT

*Brought to you by the Texas Center for Justice and Equity and researchers at Harvard University*

October 23, 2022 - October 29, 2022



## Josh Hill – 232<sup>nd</sup> District Court

Among current pretrial jail inmates assigned to Judge Hill:

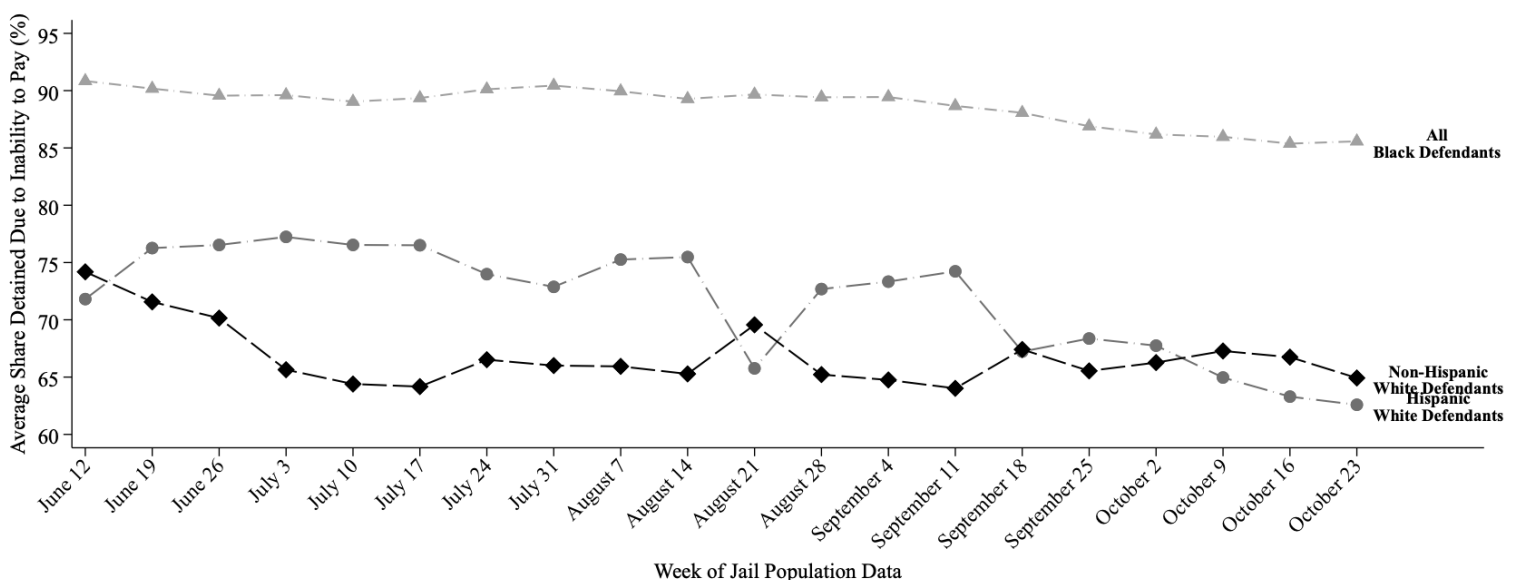
- **86% of Black defendants (117 out of 137)**
- **63% of Hispanic White defendants (50 out of 81)**
- **65% of non-Hispanic White defendants (35 out of 55)**

were detained per night based on inability to pay

Last week, among current pretrial jail inmates assigned to **Judge Hill**, **86% of Black defendants (117 out of 137 on an average night)**, **63% of Hispanic White defendants (50 out of 81 on an average night)**, and **65% of non-Hispanic White defendants (35 out of 55 on an average night)** were detained in Harris County Jail because they couldn't afford money bail.

Judge Hill's **racial difference in the share detained due to inability to pay for Black and Non-Hispanic White defendants** is among the **25% worst** in Harris County. His **racial difference in the share detained due to inability to pay for Hispanic and Non-Hispanic White defendants** is among the **25% best** in Harris County.

## Track Judge Hill's Share Detained Due to Inability to Pay



This report uses jail population data provided by Harris County. Share detained due to inability to pay represents the percent of current pretrial jail inmates assigned to this judge who were detained because they couldn't afford money bail.

# HARRIS COUNTY FELONY PRETRIAL DETENTION REPORT

*Brought to you by the Texas Center for Justice and Equity and researchers at Harvard University*

October 30, 2022 - November 5, 2022



## Josh Hill – 232<sup>nd</sup> District Court

Among current pretrial jail inmates assigned to Judge Hill:

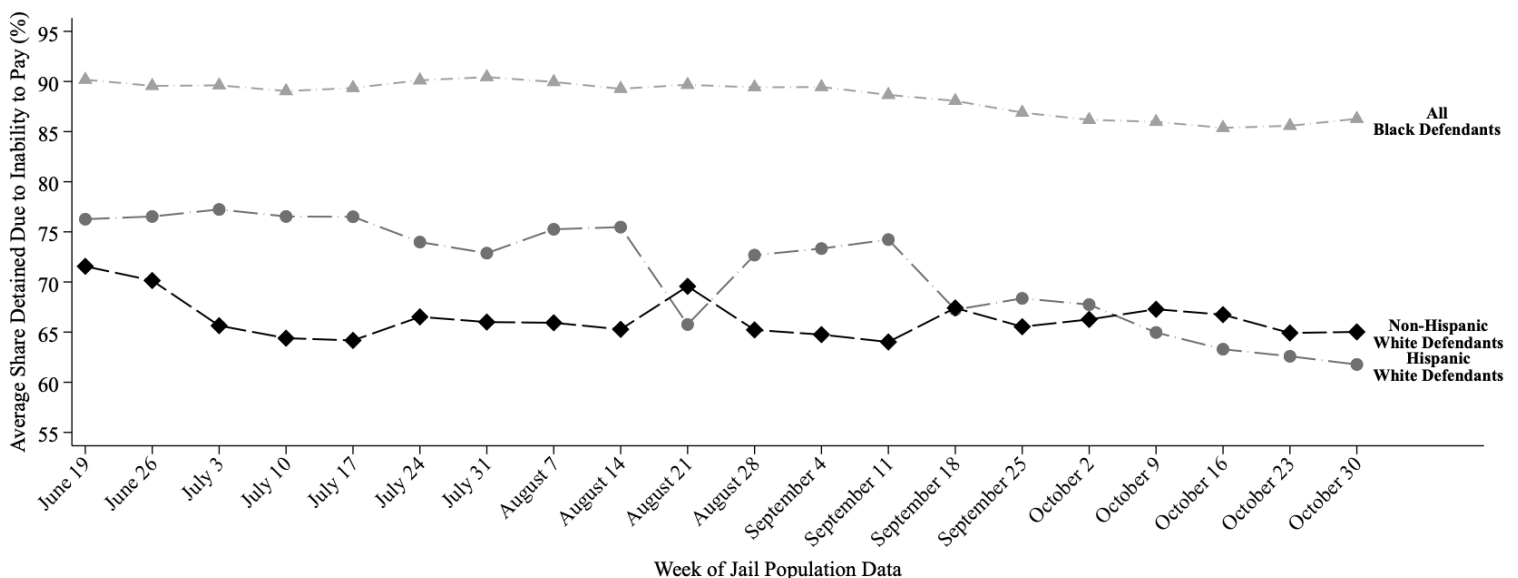
- **86% of Black defendants (119 out of 137)**
- **62% of Hispanic White defendants (49 out of 79)**
- **65% of non-Hispanic White defendants (36 out of 55)**

were detained per night based on inability to pay

Last week, among current pretrial jail inmates assigned to **Judge Hill**, **86% of Black defendants (119 out of 137 on an average night)**, **62% of Hispanic White defendants (49 out of 79 on an average night)**, and **65% of non-Hispanic White defendants (36 out of 55 on an average night)** were detained in Harris County Jail because they couldn't afford money bail.

Judge Hill's **racial difference in the share detained due to inability to pay for Black and Non-Hispanic White defendants** is among the **25% worst** in Harris County. His **racial difference in the share detained due to inability to pay for Hispanic and Non-Hispanic White defendants** is among the **25% best** in Harris County.

## Track Judge Hill's Share Detained Due to Inability to Pay



This report uses jail population data provided by Harris County. Share detained due to inability to pay represents the percent of current pretrial jail inmates assigned to this judge who were detained because they couldn't afford money bail.

# HARRIS COUNTY FELONY PRETRIAL DETENTION REPORT

*Brought to you by the Texas Center for Justice and Equity and researchers at Harvard University*

December 4, 2022 - December 10, 2022



## Josh Hill – 232<sup>nd</sup> District Court

Among current pretrial jail inmates assigned to Judge Hill:

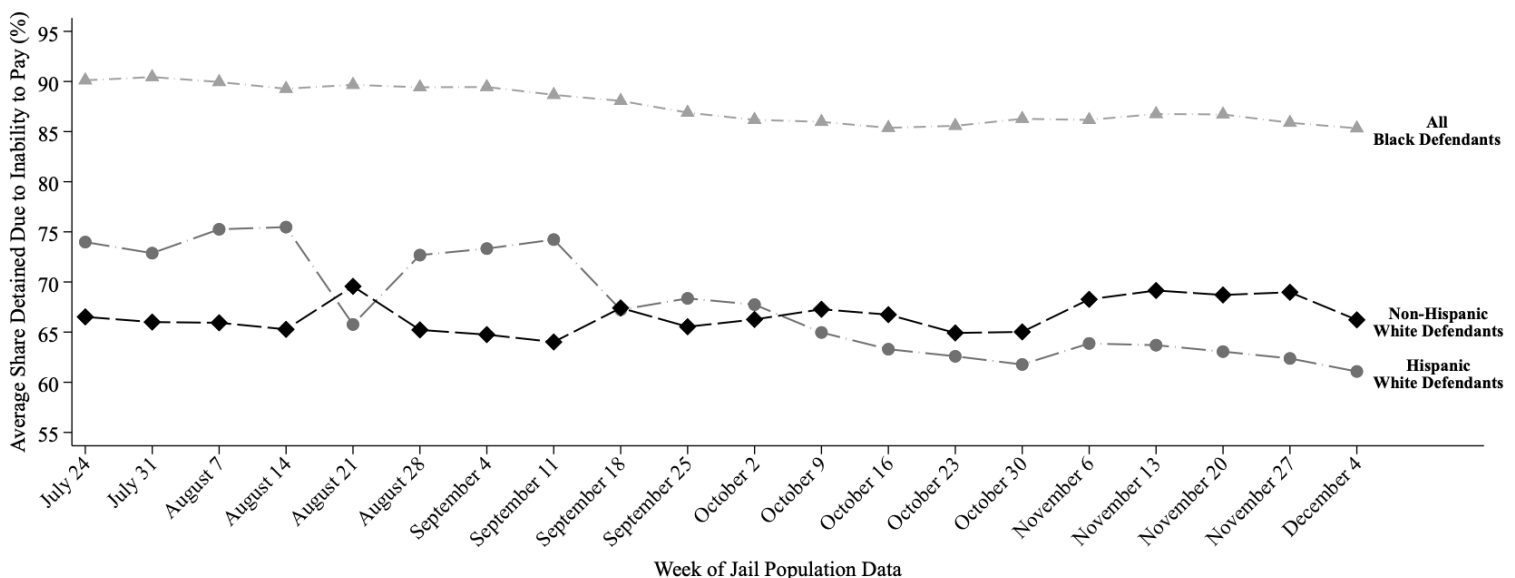
- **85% of Black defendants (124 out of 145)**
- **61% of Hispanic White defendants (54 out of 88)**
- **66% of non-Hispanic White defendants (43 out of 64)**

were detained per night based on inability to pay

Last week, among current pretrial jail inmates assigned to **Judge Hill**, **85% of Black defendants (124 out of 145 on an average night)**, **61% of Hispanic White defendants (54 out of 88 on an average night)**, and **66% of non-Hispanic White defendants (43 out of 64 on an average night)** were detained in Harris County Jail because they couldn't afford money bail.

Judge Hill's **racial difference in the share detained due to inability to pay for Black and Non-Hispanic White defendants** is among the **25% worst** in Harris County. His **racial difference in the share detained due to inability to pay for Hispanic and Non-Hispanic White defendants** is among the **25% best** in Harris County.

## Track Judge Hill's Share Detained Due to Inability to Pay



This report uses jail population data provided by Harris County. Share detained due to inability to pay represents the percent of current pretrial jail inmates assigned to this judge who were detained because they couldn't afford money bail.



# HARRIS COUNTY FELONY PRETRIAL DETENTION REPORT

*Brought to you by the Texas Center for Justice and Equity and researchers at Harvard University*

December 26, 2021 - January 1, 2022



## Amy Martin – 263<sup>rd</sup> District Court

Among current pretrial jail inmates assigned to Judge Martin:

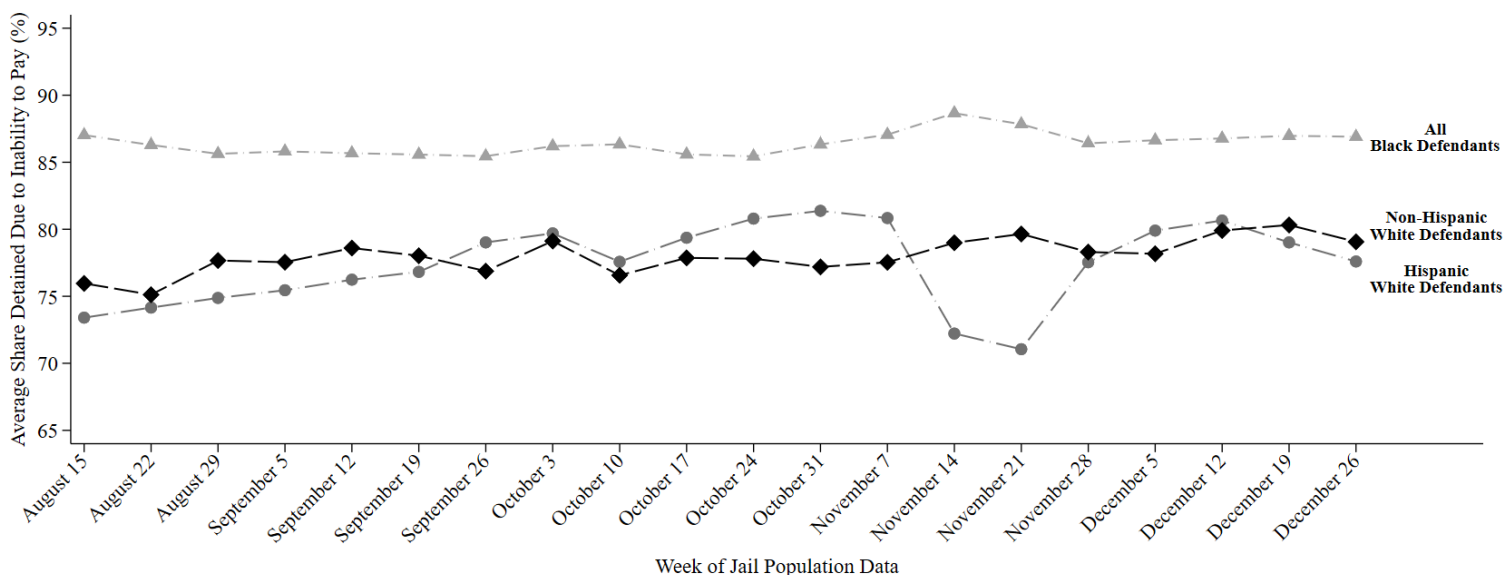
- **87% of Black defendants (130 out of 149)**
- **78% of Hispanic White defendants (41 out of 52)**
- **79% of non-Hispanic White defendants (51 out of 64)**

were detained per night based on inability to pay

Last week, among current pretrial jail inmates assigned to Judge Martin, **87% of Black defendants (130 out of 149 on an average night)**, **78% of Hispanic White defendants (41 out of 52 on an average night)**, and **79% of non-Hispanic White defendants (51 out of 64 on an average night)** were detained in Harris County Jail because they couldn't afford money bail.

Judge Martin's **racial difference in the share detained due to inability to pay for Black and Non-Hispanic White defendants** is among the **25% best** in Harris County. Her **racial difference in the share detained due to inability to pay for Hispanic and Non-Hispanic White defendants** is among the **25% best** in Harris County.

## Track Judge Martin's Share Detained Due to Inability to Pay



This report uses jail population data provided by Harris County. Share detained due to inability to pay represents the percent of current pretrial jail inmates assigned to this judge who were detained because they couldn't afford money bail.

# HARRIS COUNTY FELONY PRETRIAL DETENTION REPORT

*Brought to you by the Texas Center for Justice and Equity and researchers at Harvard University*

January 2, 2022 - January 7, 2022



## Amy Martin – 263<sup>rd</sup> District Court

Among current pretrial jail inmates assigned to Judge Martin:

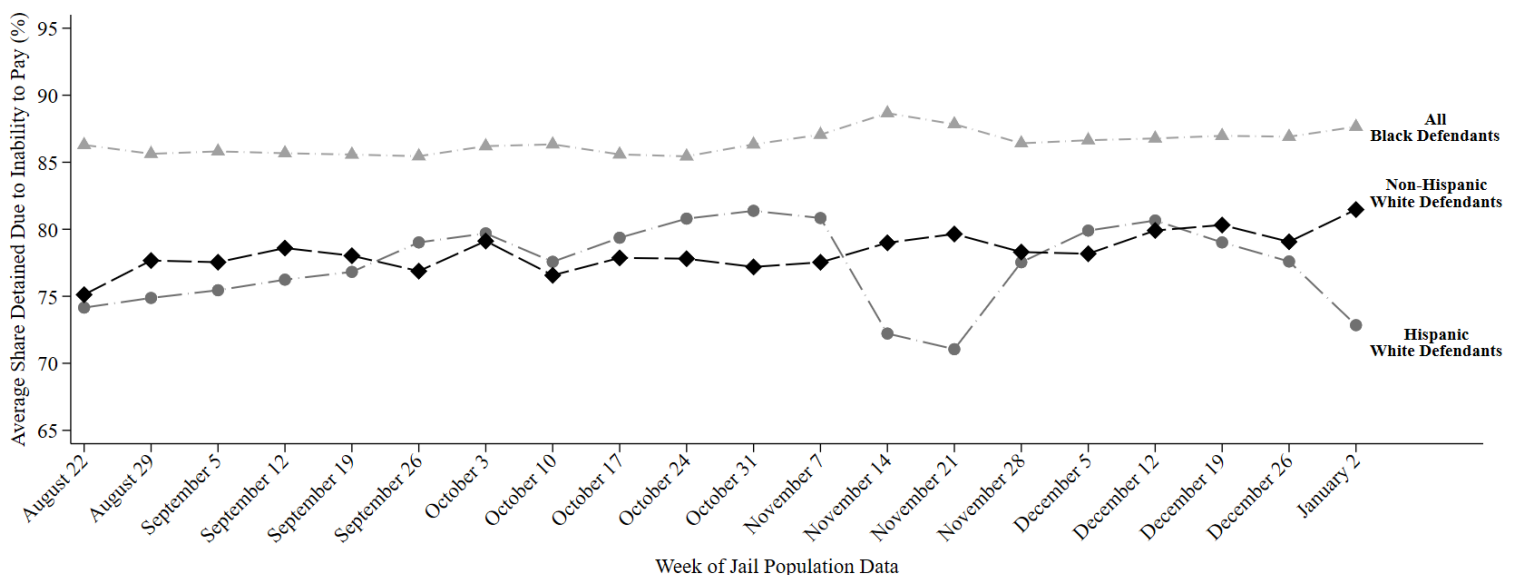
- **88% of Black defendants (134 out of 153)**
- **73% of Hispanic White defendants (47 out of 64)**
- **81% of non-Hispanic White defendants (46 out of 57)**

were detained per night based on inability to pay

Last week, among current pretrial jail inmates assigned to Judge Martin, **88% of Black defendants (134 out of 153 on an average night)**, **73% of Hispanic White defendants (47 out of 64 on an average night)**, and **81% of non-Hispanic White defendants (46 out of 57 on an average night)** were detained in Harris County Jail because they couldn't afford money bail.

Judge Martin's **racial difference in the share detained due to inability to pay for Black and Non-Hispanic White defendants** is among the **50% best** in Harris County. Her **racial difference in the share detained due to inability to pay for Hispanic and Non-Hispanic White defendants** is among the **50% worst** in Harris County.

## Track Judge Martin's Share Detained Due to Inability to Pay



This report uses jail population data provided by Harris County. Share detained due to inability to pay represents the percent of current pretrial jail inmates assigned to this judge who were detained because they couldn't afford money bail.

# HARRIS COUNTY FELONY PRETRIAL DETENTION REPORT

*Brought to you by the Texas Center for Justice and Equity and researchers at Harvard University*

January 9, 2022 - January 15, 2022



## Amy Martin – 263<sup>rd</sup> District Court

Among current pretrial jail inmates assigned to Judge Martin:

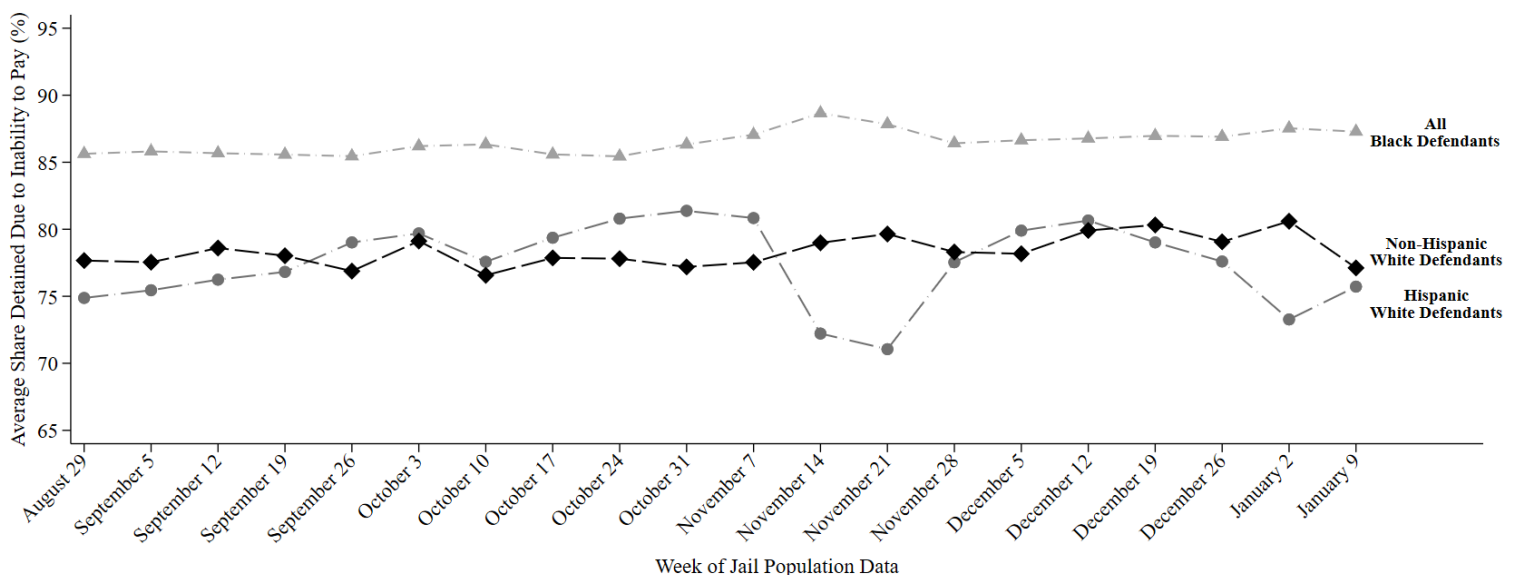
- **87% of Black defendants (125 out of 143)**
- **76% of Hispanic White defendants (37 out of 49)**
- **77% of non-Hispanic White defendants (48 out of 62)**

were detained per night based on inability to pay

Last week, among current pretrial jail inmates assigned to Judge Martin, **87% of Black defendants (125 out of 143 on an average night)**, **76% of Hispanic White defendants (37 out of 49 on an average night)**, and **77% of non-Hispanic White defendants (48 out of 62 on an average night)** were detained in Harris County Jail because they couldn't afford money bail.

Judge Martin's **racial difference in the share detained due to inability to pay for Black and Non-Hispanic White defendants** is among the **25% best** in Harris County. Her **racial difference in the share detained due to inability to pay for Hispanic and Non-Hispanic White defendants** is among the **25% best** in Harris County.

## Track Judge Martin's Share Detained Due to Inability to Pay



This report uses jail population data provided by Harris County. Share detained due to inability to pay represents the percent of current pretrial jail inmates assigned to this judge who were detained because they couldn't afford money bail.

# HARRIS COUNTY FELONY PRETRIAL DETENTION REPORT

*Brought to you by the Texas Center for Justice and Equity and researchers at Harvard University*

January 23, 2022 - January 29, 2022



## Amy Martin – 263<sup>rd</sup> District Court

Among current pretrial jail inmates assigned to Judge Martin:

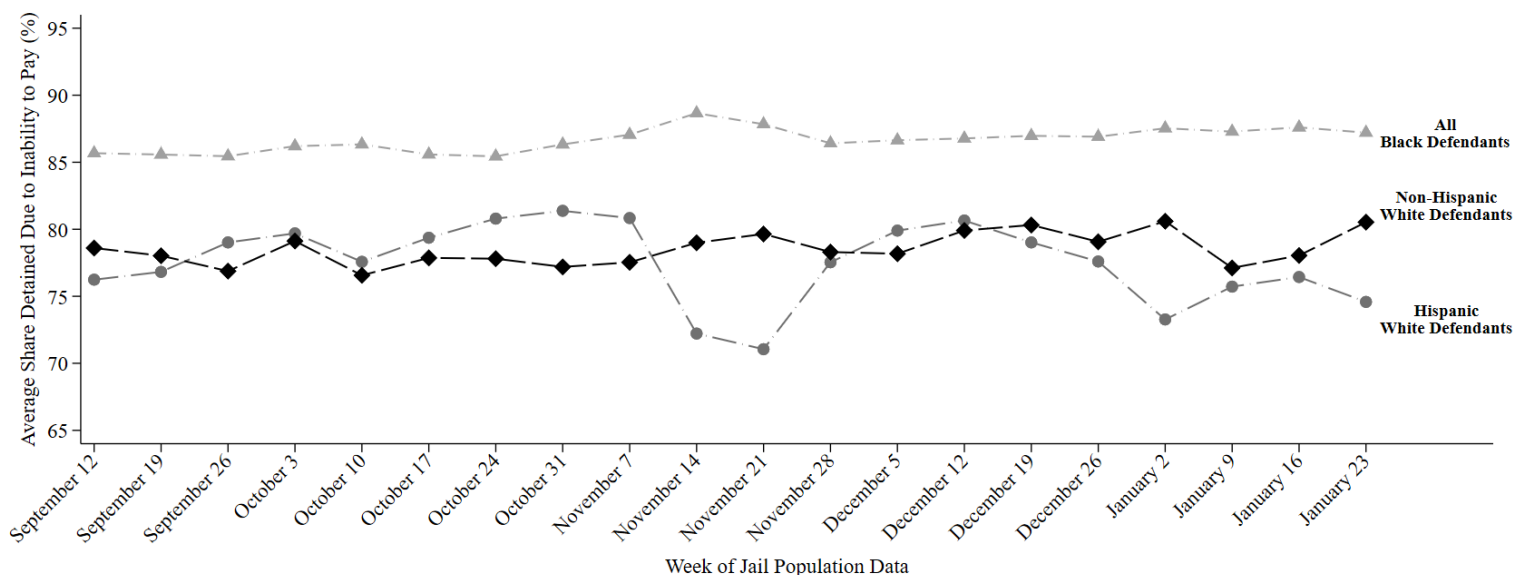
- **87% of Black defendants (123 out of 141)**
- **75% of Hispanic White defendants (38 out of 51)**
- **81% of non-Hispanic White defendants (56 out of 70)**

were detained per night based on inability to pay

Last week, among current pretrial jail inmates assigned to Judge Martin, **87% of Black defendants (123 out of 141 on an average night)**, **75% of Hispanic White defendants (38 out of 51 on an average night)**, and **81% of non-Hispanic White defendants (56 out of 70 on an average night)** were detained in Harris County Jail because they couldn't afford money bail.

Judge Martin's **racial difference in the share detained due to inability to pay for Black and Non-Hispanic White defendants** is among the **25% best** in Harris County. Her **racial difference in the share detained due to inability to pay for Hispanic and Non-Hispanic White defendants** is among the **50% best** in Harris County.

## Track Judge Martin's Share Detained Due to Inability to Pay



This report uses jail population data provided by Harris County. Share detained due to inability to pay represents the percent of current pretrial jail inmates assigned to this judge who were detained because they couldn't afford money bail.

# HARRIS COUNTY FELONY PRETRIAL DETENTION REPORT

*Brought to you by the Texas Center for Justice and Equity and researchers at Harvard University*

January 30, 2022 - February 5, 2022



## Amy Martin – 263<sup>rd</sup> District Court

Among current pretrial jail inmates assigned to Judge Martin:

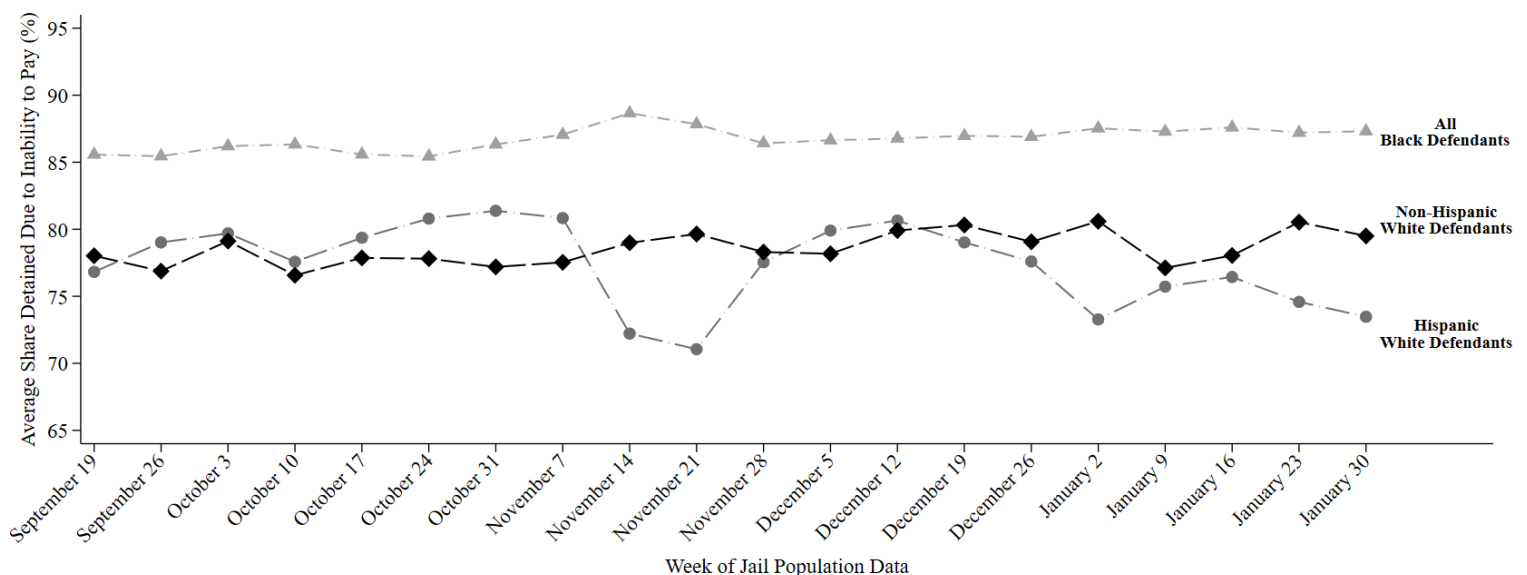
- **87% of Black defendants (124 out of 142)**
- **73% of Hispanic White defendants (40 out of 54)**
- **80% of non-Hispanic White defendants (55 out of 69)**

were detained per night based on inability to pay

Last week, among current pretrial jail inmates assigned to Judge Martin, **87% of Black defendants (124 out of 142 on an average night)**, **73% of Hispanic White defendants (40 out of 54 on an average night)**, and **80% of non-Hispanic White defendants (55 out of 69 on an average night)** were detained in Harris County Jail because they couldn't afford money bail.

Judge Martin's **racial difference in the share detained due to inability to pay for Black and Non-Hispanic White defendants** is among the **25% best** in Harris County. Her **racial difference in the share detained due to inability to pay for Hispanic and Non-Hispanic White defendants** is among the **50% best** in Harris County.

## Track Judge Martin's Share Detained Due to Inability to Pay



This report uses jail population data provided by Harris County. Share detained due to inability to pay represents the percent of current pretrial jail inmates assigned to this judge who were detained because they couldn't afford money bail.

# HARRIS COUNTY FELONY PRETRIAL DETENTION REPORT

*Brought to you by the Texas Center for Justice and Equity and researchers at Harvard University*

February 6, 2022 - February 12, 2022



## Amy Martin – 263<sup>rd</sup> District Court

Among current pretrial jail inmates assigned to Judge Martin:

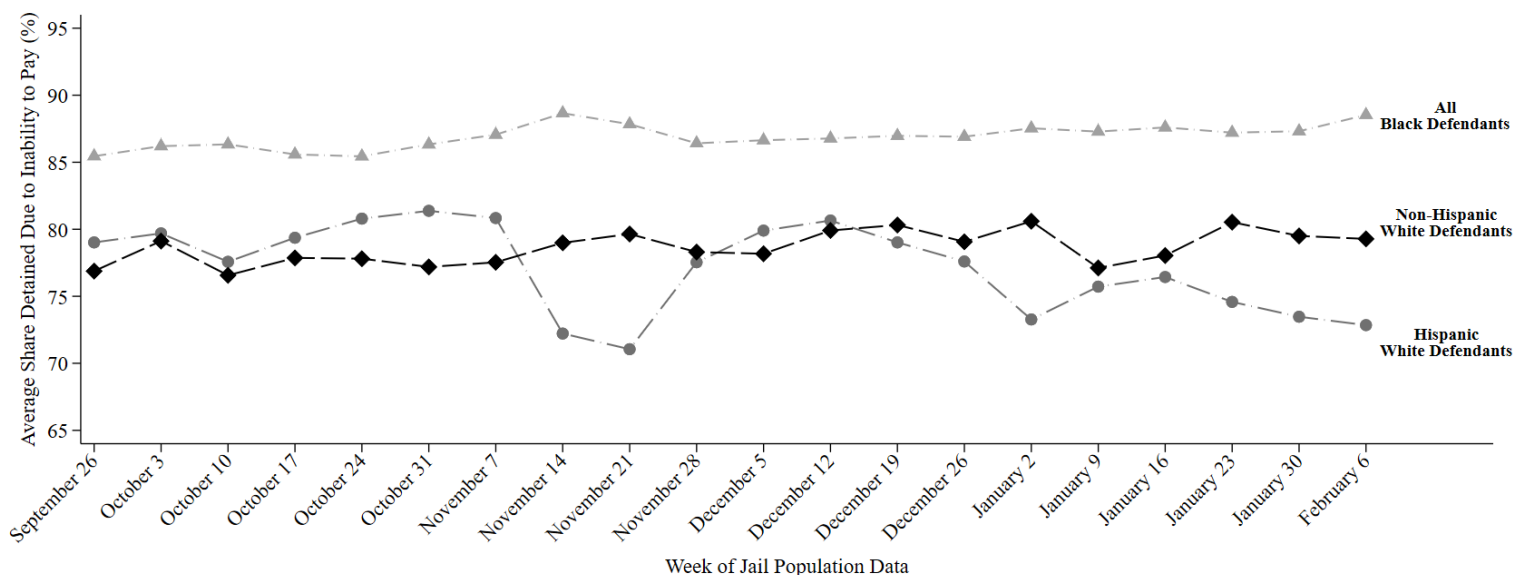
- **89% of Black defendants (132 out of 149)**
- **73% of Hispanic White defendants (39 out of 53)**
- **79% of non-Hispanic White defendants (54 out of 68)**

were detained per night based on inability to pay

Last week, among current pretrial jail inmates assigned to Judge Martin, **89% of Black defendants (132 out of 149 on an average night)**, **73% of Hispanic White defendants (39 out of 53 on an average night)**, and **79% of non-Hispanic White defendants (54 out of 68 on an average night)** were detained in Harris County Jail because they couldn't afford money bail.

Judge Martin's **racial difference in the share detained due to inability to pay for Black and Non-Hispanic White defendants** is among the **25% best** in Harris County. Her **racial difference in the share detained due to inability to pay for Hispanic and Non-Hispanic White defendants** is among the **50% worst** in Harris County.

## Track Judge Martin's Share Detained Due to Inability to Pay



This report uses jail population data provided by Harris County. Share detained due to inability to pay represents the percent of current pretrial jail inmates assigned to this judge who were detained because they couldn't afford money bail.



# HARRIS COUNTY FELONY PRETRIAL DETENTION REPORT

*Brought to you by the Texas Center for Justice and Equity and researchers at Harvard University*

February 13, 2022 - February 19, 2022



## Amy Martin – 263<sup>rd</sup> District Court

Among current pretrial jail inmates assigned to Judge Martin:

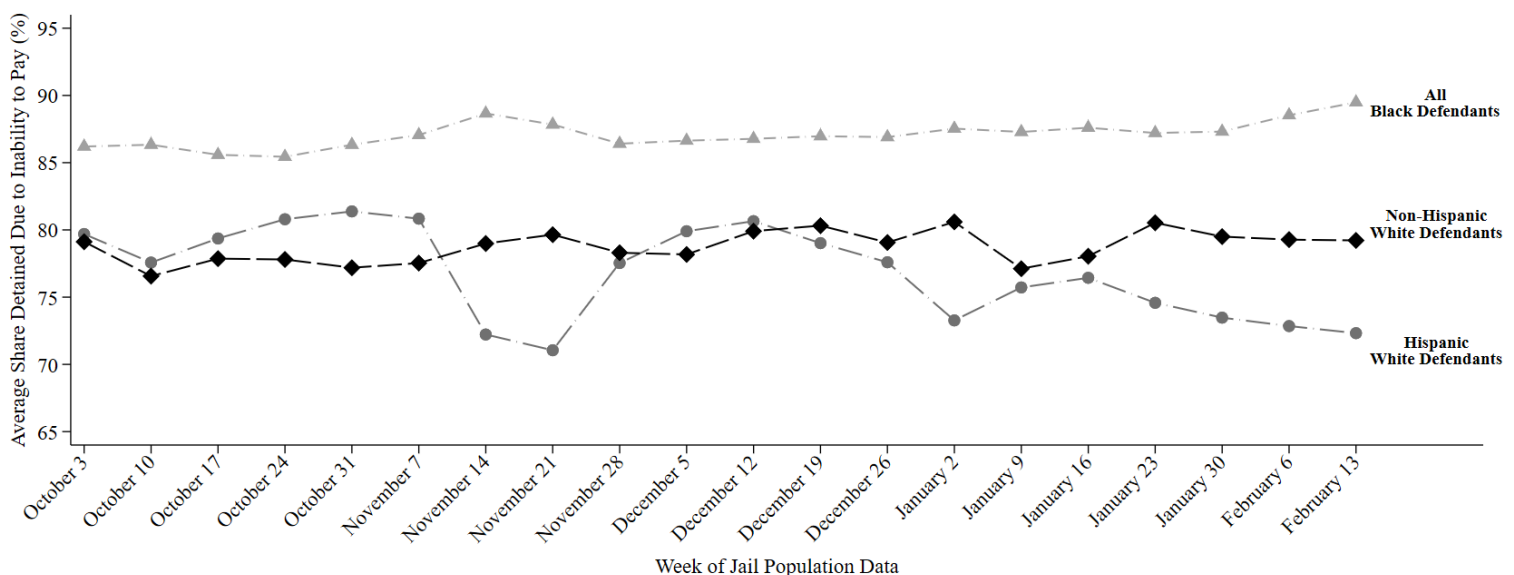
- **89% of Black defendants (135 out of 151)**
- **72% of Hispanic White defendants (40 out of 55)**
- **79% of non-Hispanic White defendants (55 out of 69)**

were detained per night based on inability to pay

Last week, among current pretrial jail inmates assigned to Judge Martin, **89% of Black defendants (135 out of 151 on an average night)**, **72% of Hispanic White defendants (40 out of 55 on an average night)**, and **79% of non-Hispanic White defendants (55 out of 69 on an average night)** were detained in Harris County Jail because they couldn't afford money bail.

Judge Martin's **racial difference in the share detained due to inability to pay for Black and Non-Hispanic White defendants** is among the **25% best** in Harris County. Her **racial difference in the share detained due to inability to pay for Hispanic and Non-Hispanic White defendants** is among the **50% worst** in Harris County.

## Track Judge Martin's Share Detained Due to Inability to Pay



This report uses jail population data provided by Harris County. Share detained due to inability to pay represents the percent of current pretrial jail inmates assigned to this judge who were detained because they couldn't afford money bail.



# HARRIS COUNTY FELONY PRETRIAL DETENTION REPORT

Brought to you by the Texas Center for Justice and Equity and researchers at Harvard University

February 20, 2022 - February 26, 2022



## Amy Martin – 263<sup>rd</sup> District Court

Among current pretrial jail inmates assigned to Judge Martin:

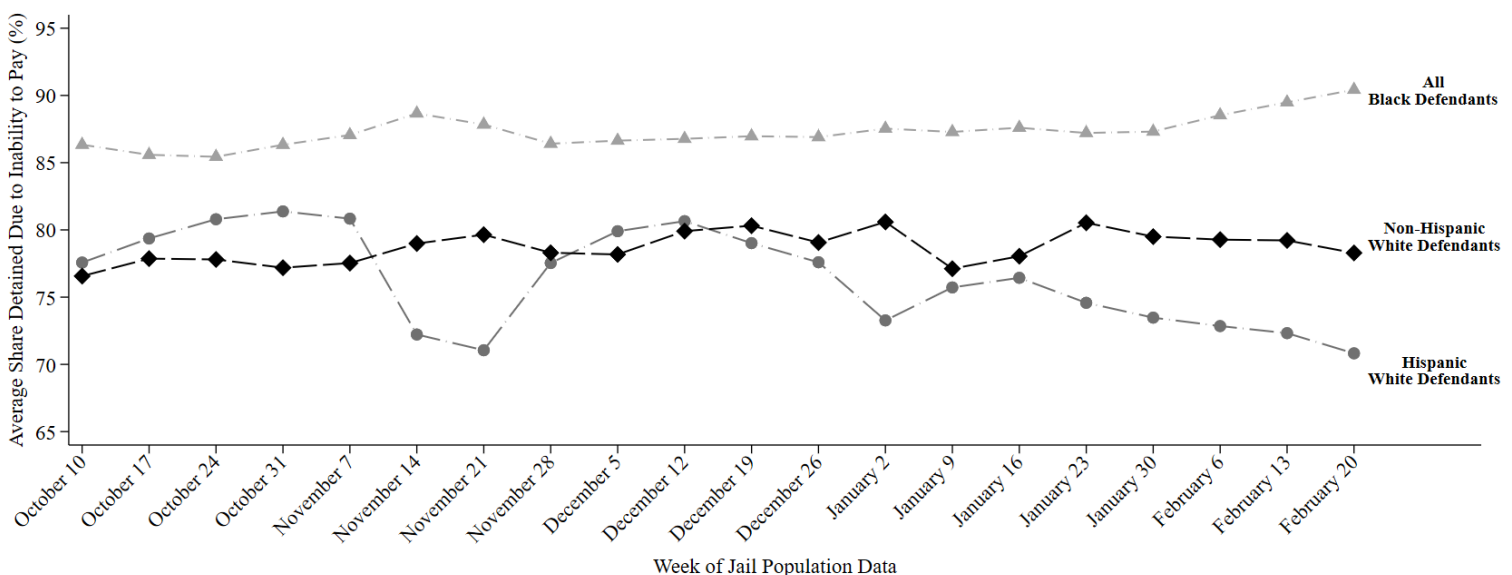
- **90% of Black defendants (138 out of 152)**
- **71% of Hispanic White defendants (41 out of 57)**
- **78% of non-Hispanic White defendants (54 out of 68)**

were detained per night based on inability to pay

Last week, among current pretrial jail inmates assigned to Judge Martin, **90% of Black defendants (138 out of 152 on an average night)**, **71% of Hispanic White defendants (41 out of 57 on an average night)**, and **78% of non-Hispanic White defendants (54 out of 68 on an average night)** were detained in Harris County Jail because they couldn't afford money bail.

Judge Martin's **racial difference in the share detained due to inability to pay for Black and Non-Hispanic White defendants** is among the **25% best** in Harris County. Her **racial difference in the share detained due to inability to pay for Hispanic and Non-Hispanic White defendants** is among the **50% worst** in Harris County.

## Track Judge Martin's Share Detained Due to Inability to Pay



This report uses jail population data provided by Harris County. Share detained due to inability to pay represents the percent of current pretrial jail inmates assigned to this judge who were detained because they couldn't afford money bail.

# HARRIS COUNTY FELONY PRETRIAL DETENTION REPORT

*Brought to you by the Texas Center for Justice and Equity and researchers at Harvard University*

March 6, 2022 - March 12, 2022



## Amy Martin – 263<sup>rd</sup> District Court

Among current pretrial jail inmates assigned to Judge Martin:

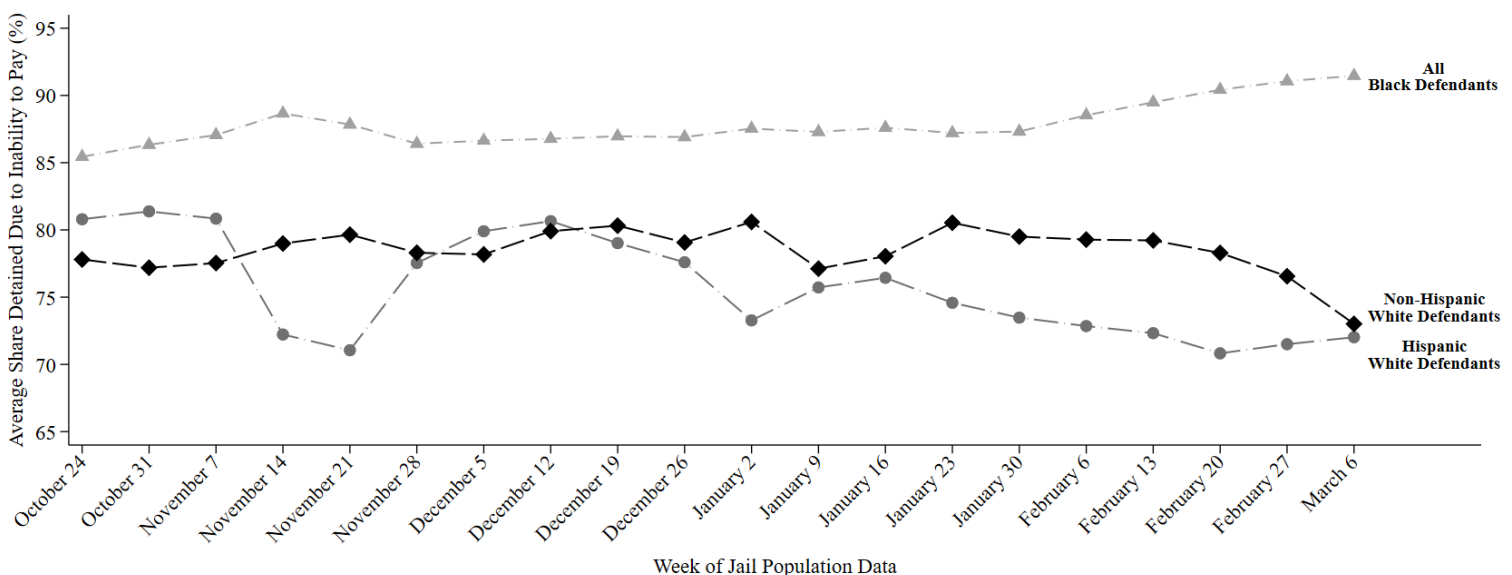
- **91% of Black defendants (139 out of 152)**
- **72% of Hispanic White defendants (40 out of 55)**
- **73% of non-Hispanic White defendants (50 out of 68)**

were detained per night based on inability to pay

Last week, among current pretrial jail inmates assigned to Judge Martin, **91% of Black defendants (139 out of 152 on an average night)**, **72% of Hispanic White defendants (40 out of 55 on an average night)**, and **73% of non-Hispanic White defendants (50 out of 68 on an average night)** were detained in Harris County Jail because they couldn't afford money bail.

Judge Martin's **racial difference in the share detained due to inability to pay for Black and Non-Hispanic White defendants** is among the **50% worst** in Harris County. Her **racial difference in the share detained due to inability to pay for Hispanic and Non-Hispanic White defendants** is among the **25% best** in Harris County.

## Track Judge Martin's Share Detained Due to Inability to Pay



This report uses jail population data provided by Harris County. Share detained due to inability to pay represents the percent of current pretrial jail inmates assigned to this judge who were detained because they couldn't afford money bail.

# HARRIS COUNTY FELONY PRETRIAL DETENTION REPORT

*Brought to you by the Texas Center for Justice and Equity and researchers at Harvard University*

March 13, 2022 - March 19, 2022



## Amy Martin – 263<sup>rd</sup> District Court

Among current pretrial jail inmates assigned to Judge Martin:

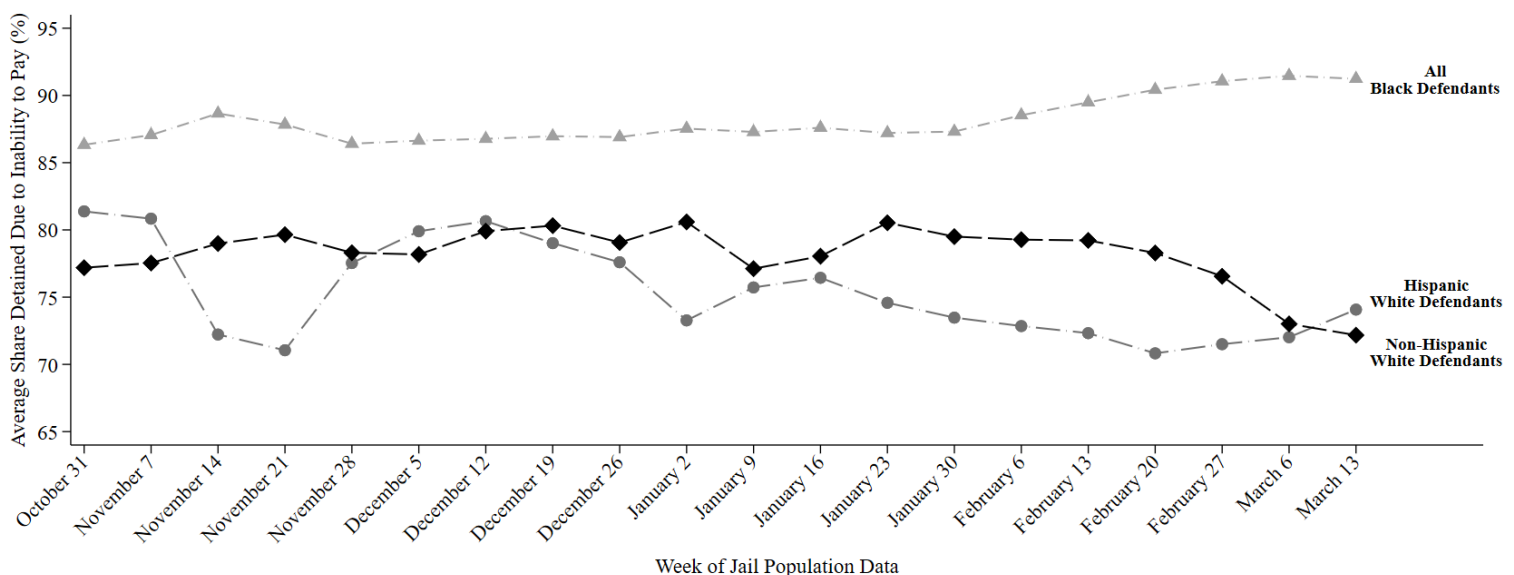
- **91% of Black defendants (141 out of 155)**
- **74% of Hispanic White defendants (43 out of 58)**
- **72% of non-Hispanic White defendants (49 out of 68)**

were detained per night based on inability to pay

Last week, among current pretrial jail inmates assigned to Judge Martin, **91% of Black defendants (141 out of 155 on an average night)**, **74% of Hispanic White defendants (43 out of 58 on an average night)**, and **72% of non-Hispanic White defendants (49 out of 68 on an average night)** were detained in Harris County Jail because they couldn't afford money bail.

Judge Martin's **racial difference in the share detained due to inability to pay for Black and Non-Hispanic White defendants** is among the **50% worst** in Harris County. Her **racial difference in the share detained due to inability to pay for Hispanic and Non-Hispanic White defendants** is among the **25% best** in Harris County.

## Track Judge Martin's Share Detained Due to Inability to Pay



This report uses jail population data provided by Harris County. Share detained due to inability to pay represents the percent of current pretrial jail inmates assigned to this judge who were detained because they couldn't afford money bail.

# HARRIS COUNTY FELONY PRETRIAL DETENTION REPORT

*Brought to you by the Texas Center for Justice and Equity and researchers at Harvard University*

April 3, 2022 - April 9, 2022



## Amy Martin – 263<sup>rd</sup> District Court

Among current pretrial jail inmates assigned to Judge Martin:

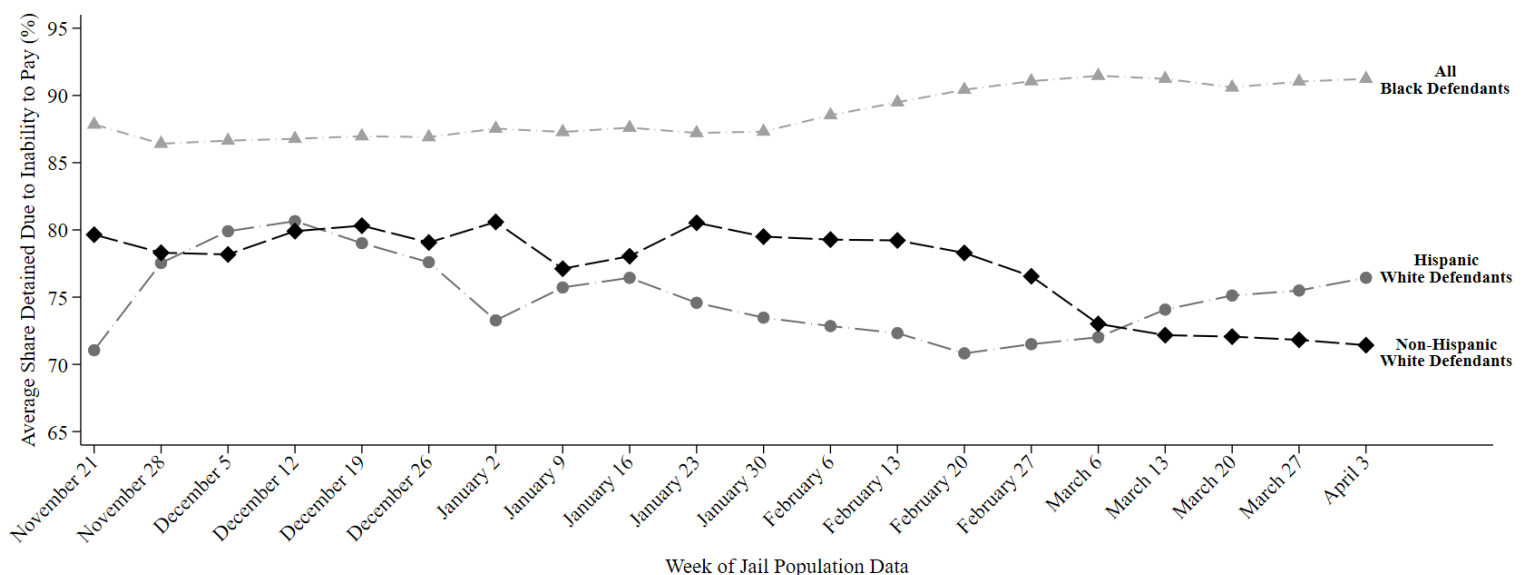
- **91% of Black defendants (155 out of 169)**
- **76% of Hispanic White defendants (45 out of 59)**
- **71% of non-Hispanic White defendants (48 out of 67)**

were detained per night based on inability to pay

Last week, among current pretrial jail inmates assigned to Judge Martin, **91% of Black defendants (155 out of 169 on an average night)**, **76% of Hispanic White defendants (45 out of 59 on an average night)**, and **71% of non-Hispanic White defendants (48 out of 67 on an average night)** were detained in Harris County Jail because they couldn't afford money bail.

Judge Martin's **racial difference in the share detained due to inability to pay for Black and Non-Hispanic White defendants** is among the **50% worst** in Harris County. Her **racial difference in the share detained due to inability to pay for Hispanic and Non-Hispanic White defendants** is among the **50% best** in Harris County.

## Track Judge Martin's Share Detained Due to Inability to Pay



This report uses jail population data provided by Harris County. Share detained due to inability to pay represents the percent of current pretrial jail inmates assigned to this judge who were detained because they couldn't afford money bail.

# HARRIS COUNTY FELONY PRETRIAL DETENTION REPORT

*Brought to you by the Texas Center for Justice and Equity and researchers at Harvard University*

April 10, 2022 - April 16, 2022



## Amy Martin – 263<sup>rd</sup> District Court

Among current pretrial jail inmates assigned to Judge Martin:

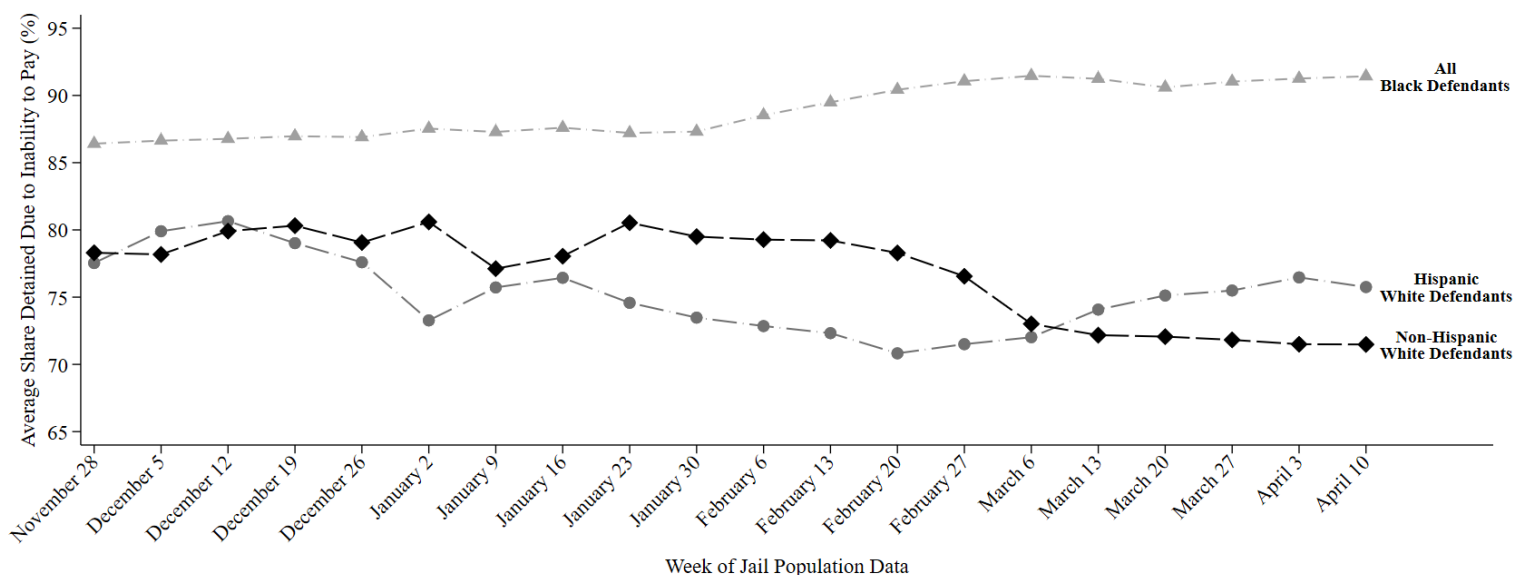
- **91% of Black defendants (152 out of 166)**
- **76% of Hispanic White defendants (44 out of 58)**
- **72% of non-Hispanic White defendants (47 out of 66)**

were detained per night based on inability to pay

Last week, among current pretrial jail inmates assigned to Judge Martin, **91% of Black defendants (152 out of 166 on an average night)**, **76% of Hispanic White defendants (44 out of 58 on an average night)**, and **72% of non-Hispanic White defendants (47 out of 66 on an average night)** were detained in Harris County Jail because they couldn't afford money bail.

Judge Martin's **racial difference in the share detained due to inability to pay for Black and Non-Hispanic White defendants** is among the **50% worst** in Harris County. Her **racial difference in the share detained due to inability to pay for Hispanic and Non-Hispanic White defendants** is among the **50% best** in Harris County.

## Track Judge Martin's Share Detained Due to Inability to Pay



This report uses jail population data provided by Harris County. Share detained due to inability to pay represents the percent of current pretrial jail inmates assigned to this judge who were detained because they couldn't afford money bail.

# HARRIS COUNTY FELONY PRETRIAL DETENTION REPORT

*Brought to you by the Texas Center for Justice and Equity and researchers at Harvard University*

April 17, 2022 - April 23, 2022



## Amy Martin – 263<sup>rd</sup> District Court

Among current pretrial jail inmates assigned to Judge Martin:

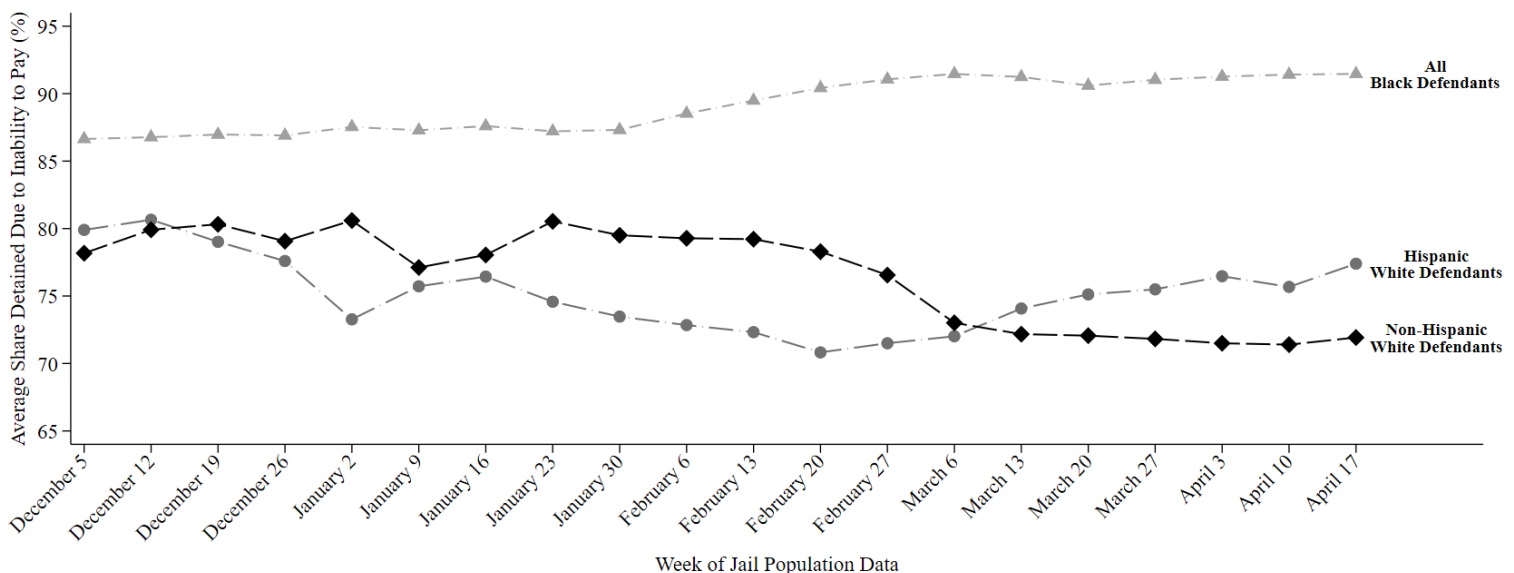
- **91% of Black defendants (150 out of 164)**
- **78% of Hispanic White defendants (45 out of 59)**
- **72% of non-Hispanic White defendants (49 out of 68)**

were detained per night based on inability to pay

Last week, among current pretrial jail inmates assigned to Judge Martin, **91% of Black defendants (150 out of 164 on an average night)**, **78% of Hispanic White defendants (45 out of 59 on an average night)**, and **72% of non-Hispanic White defendants (49 out of 68 on an average night)** were detained in Harris County Jail because they couldn't afford money bail.

Judge Martin's **racial difference in the share detained due to inability to pay for Black and Non-Hispanic White defendants** is among the **50% worst** in Harris County. Her **racial difference in the share detained due to inability to pay for Hispanic and Non-Hispanic White defendants** is among the **50% best** in Harris County.

## Track Judge Martin's Share Detained Due to Inability to Pay



This report uses jail population data provided by Harris County. Share detained due to inability to pay represents the percent of current pretrial jail inmates assigned to this judge who were detained because they couldn't afford money bail.



# HARRIS COUNTY FELONY PRETRIAL DETENTION REPORT

*Brought to you by the Texas Center for Justice and Equity and researchers at Harvard University*

April 24, 2022 - April 30, 2022



## Amy Martin – 263<sup>rd</sup> District Court

Among current pretrial jail inmates assigned to Judge Martin:

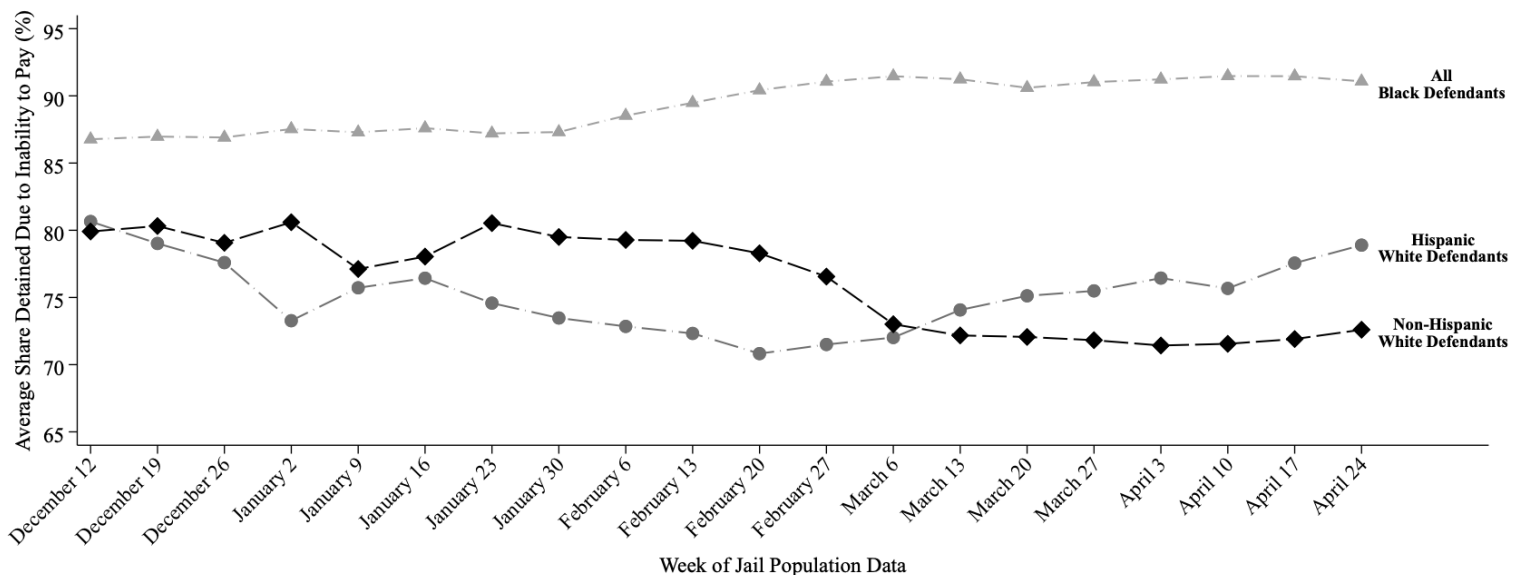
- **91% of Black defendants (146 out of 160)**
- **79% of Hispanic White defendants (45 out of 57)**
- **73% of non-Hispanic White defendants (52 out of 71)**

were detained per night based on inability to pay

Last week, among current pretrial jail inmates assigned to Judge Martin, **91% of Black defendants (146 out of 160 on an average night)**, **79% of Hispanic White defendants (45 out of 57 on an average night)**, and **73% of non-Hispanic White defendants (52 out of 71 on an average night)** were detained in Harris County Jail because they couldn't afford money bail.

Judge Martin's **racial difference in the share detained due to inability to pay for Black and Non-Hispanic White defendants** is among the **50% worst** in Harris County. Her **racial difference in the share detained due to inability to pay for Hispanic and Non-Hispanic White defendants** is among the **50% worst** in Harris County.

## Track Judge Martin's Share Detained Due to Inability to Pay



This report uses jail population data provided by Harris County. Share detained due to inability to pay represents the percent of current pretrial jail inmates assigned to this judge who were detained because they couldn't afford money bail.



# HARRIS COUNTY FELONY PRETRIAL DETENTION REPORT

Brought to you by the Texas Center for Justice and Equity and researchers at Harvard University

May 8, 2022 - May 14, 2022



## Amy Martin – 263<sup>rd</sup> District Court

Among current pretrial jail inmates assigned to Judge Martin:

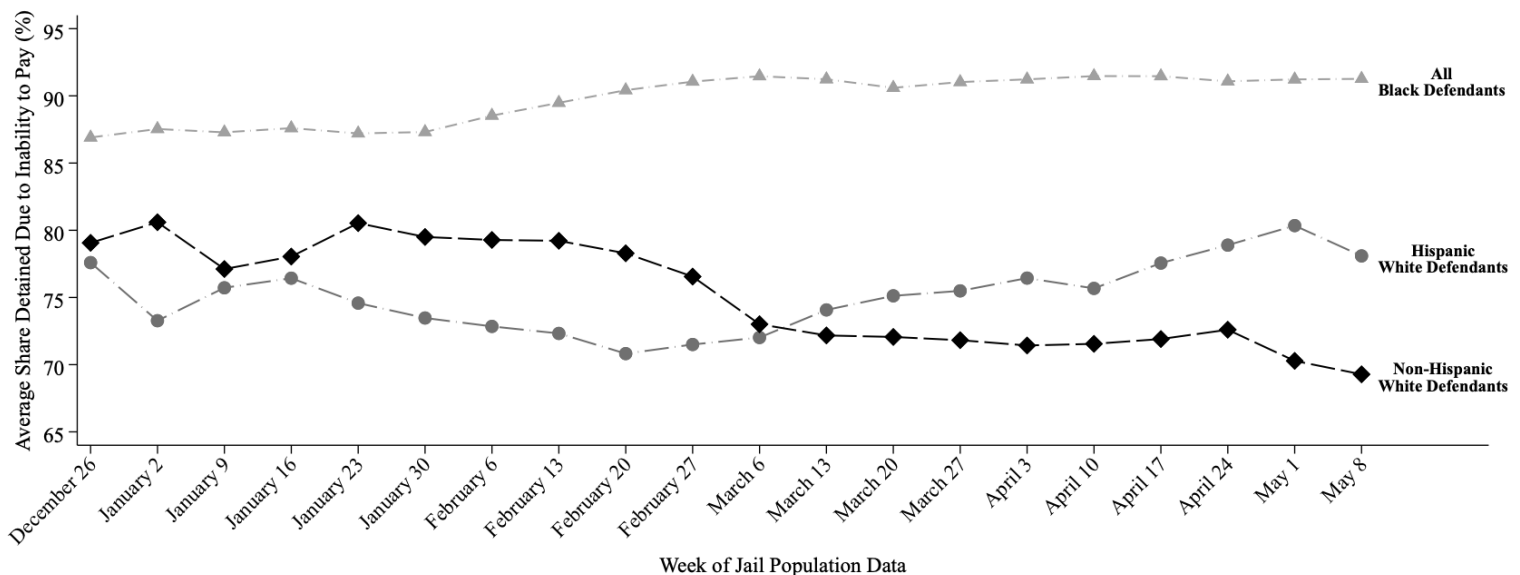
- **91% of Black defendants (145 out of 159)**
- **78% of Hispanic White defendants (43 out of 55)**
- **69% of non-Hispanic White defendants (45 out of 66)**

were detained per night based on inability to pay

Last week, among current pretrial jail inmates assigned to Judge Martin, **91% of Black defendants (145 out of 159 on an average night)**, **78% of Hispanic White defendants (43 out of 55 on an average night)**, and **69% of non-Hispanic White defendants (45 out of 66 on an average night)** were detained in Harris County Jail because they couldn't afford money bail.

Judge Martin's **racial difference in the share detained due to inability to pay for Black and Non-Hispanic White defendants** is among the **25% worst** in Harris County. Her **racial difference in the share detained due to inability to pay for Hispanic and Non-Hispanic White defendants** is among the **50% worst** in Harris County.

## Track Judge Martin's Share Detained Due to Inability to Pay



This report uses jail population data provided by Harris County. Share detained due to inability to pay represents the percent of current pretrial jail inmates assigned to this judge who were detained because they couldn't afford money bail.

# HARRIS COUNTY FELONY PRETRIAL DETENTION REPORT

*Brought to you by the Texas Center for Justice and Equity and researchers at Harvard University*

June 5, 2022 - June 11, 2022



## Amy Martin – 263<sup>rd</sup> District Court

Among current pretrial jail inmates assigned to Judge Martin:

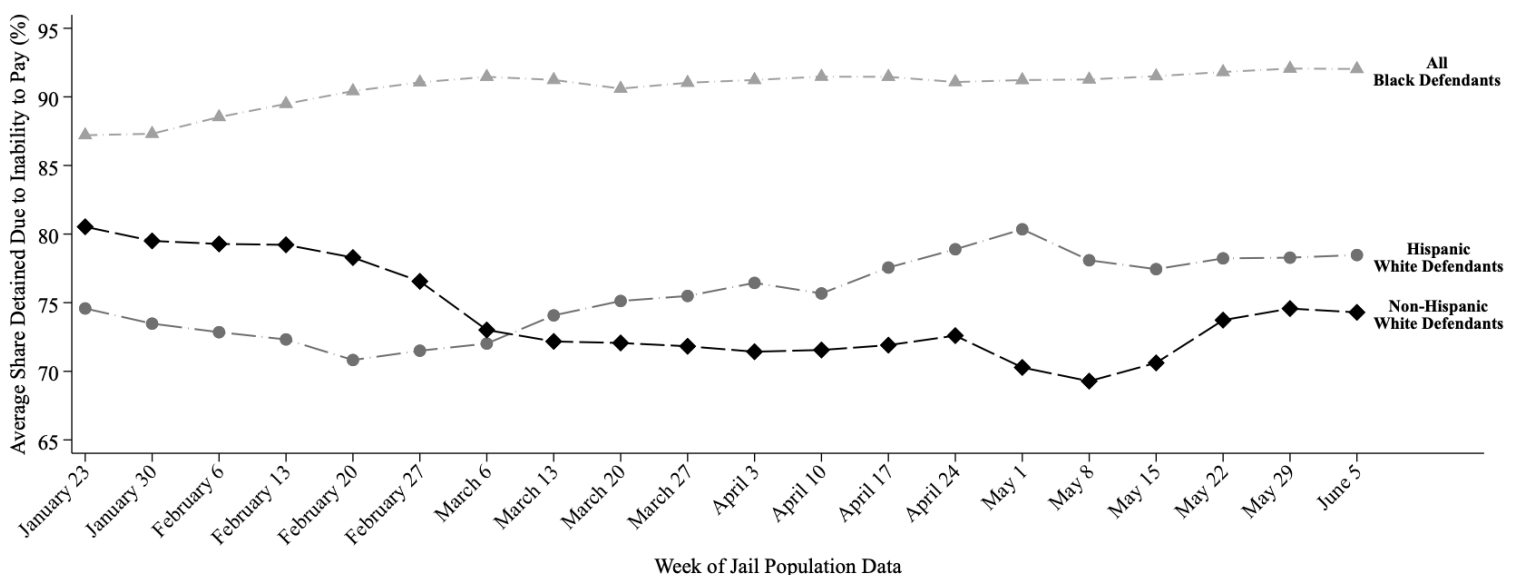
- **92% of Black defendants (150 out of 163)**
- **78% of Hispanic White defendants (45 out of 58)**
- **74% of non-Hispanic White defendants (47 out of 64)**

were detained per night based on inability to pay

Last week, among current pretrial jail inmates assigned to Judge Martin, **92% of Black defendants (150 out of 163 on an average night)**, **78% of Hispanic White defendants (45 out of 58 on an average night)**, and **74% of non-Hispanic White defendants (47 out of 64 on an average night)** were detained in Harris County Jail because they couldn't afford money bail.

Judge Martin's **racial difference in the share detained due to inability to pay for Black and Non-Hispanic White defendants** is among the **50% worst** in Harris County. Her **racial difference in the share detained due to inability to pay for Hispanic and Non-Hispanic White defendants** is among the **50% best** in Harris County.

## Track Judge Martin's Share Detained Due to Inability to Pay



This report uses jail population data provided by Harris County. Share detained due to inability to pay represents the percent of current pretrial jail inmates assigned to this judge who were detained because they couldn't afford money bail.

# HARRIS COUNTY FELONY PRETRIAL DETENTION REPORT

*Brought to you by the Texas Center for Justice and Equity and researchers at Harvard University*

June 19, 2022 - June 25, 2022



## Amy Martin – 263<sup>rd</sup> District Court

Among current pretrial jail inmates assigned to Judge Martin:

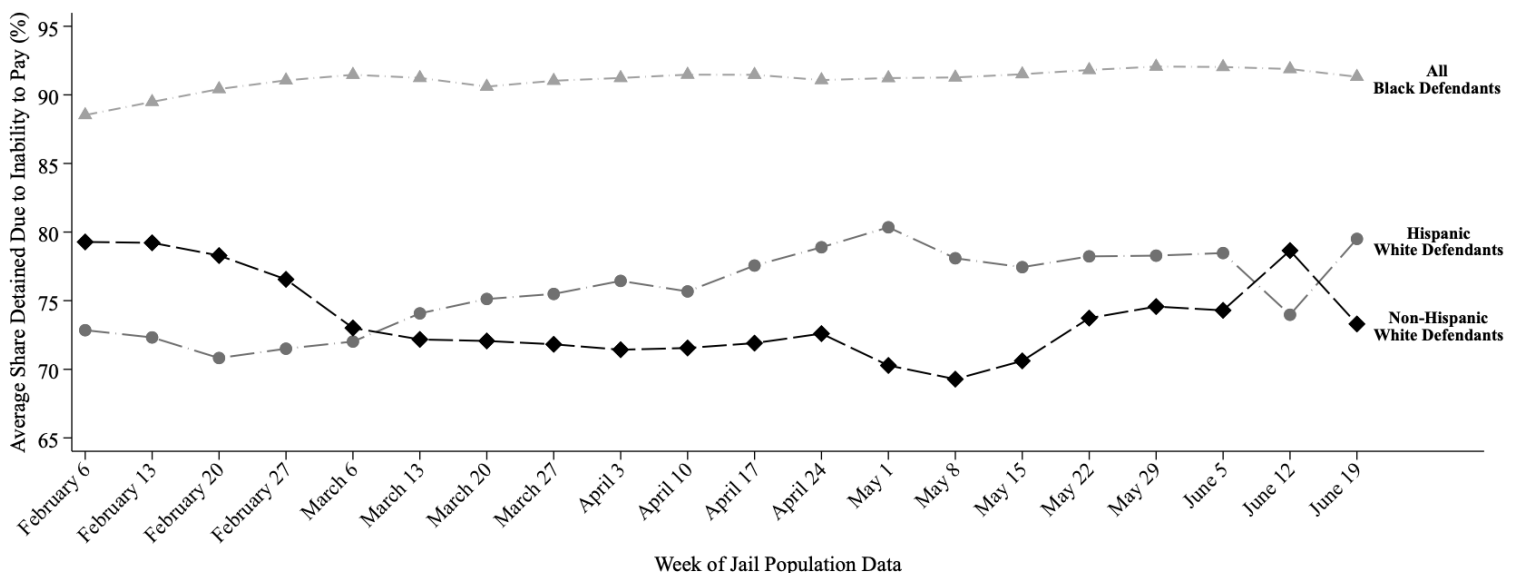
- **91% of Black defendants (150 out of 165)**
- **80% of Hispanic White defendants (50 out of 63)**
- **73% of non-Hispanic White defendants (48 out of 65)**

were detained per night based on inability to pay

Last week, among current pretrial jail inmates assigned to Judge Martin, **91% of Black defendants (150 out of 165 on an average night)**, **80% of Hispanic White defendants (50 out of 63 on an average night)**, and **73% of non-Hispanic White defendants (48 out of 65 on an average night)** were detained in Harris County Jail because they couldn't afford money bail.

Judge Martin's **racial difference in the share detained due to inability to pay for Black and Non-Hispanic White defendants** is among the **50% worst** in Harris County. Her **racial difference in the share detained due to inability to pay for Hispanic and Non-Hispanic White defendants** is among the **50% worst** in Harris County.

## Track Judge Martin's Share Detained Due to Inability to Pay



This report uses jail population data provided by Harris County. Share detained due to inability to pay represents the percent of current pretrial jail inmates assigned to this judge who were detained because they couldn't afford money bail.

# HARRIS COUNTY FELONY PRETRIAL DETENTION REPORT

*Brought to you by the Texas Center for Justice and Equity and researchers at Harvard University*

June 26, 2022 - July 2, 2022



## Amy Martin – 263<sup>rd</sup> District Court

Among current pretrial jail inmates assigned to Judge Martin:

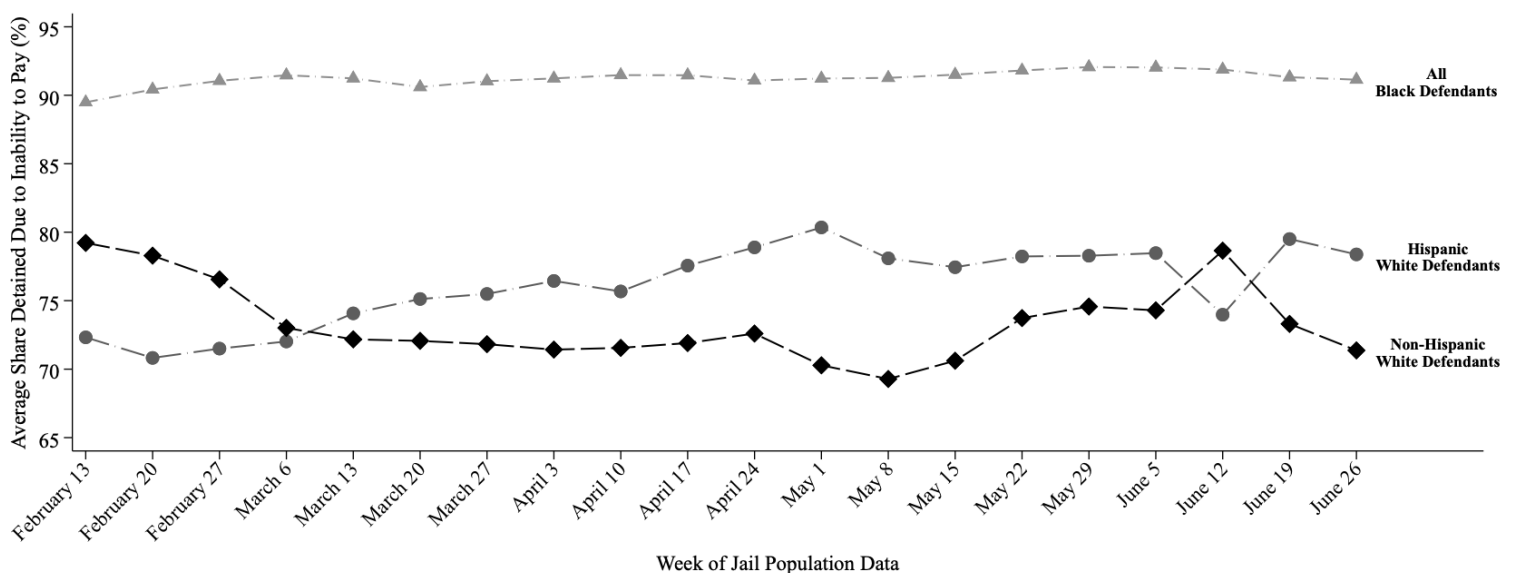
- **91% of Black defendants (153 out of 168)**
- **78% of Hispanic White defendants (50 out of 63)**
- **71% of non-Hispanic White defendants (49 out of 69)**

were detained per night based on inability to pay

Last week, among current pretrial jail inmates assigned to Judge Martin, **91% of Black defendants (153 out of 168 on an average night)**, **78% of Hispanic White defendants (50 out of 63 on an average night)**, and **71% of non-Hispanic White defendants (49 out of 69 on an average night)** were detained in Harris County Jail because they couldn't afford money bail.

Judge Martin's **racial difference in the share detained due to inability to pay for Black and Non-Hispanic White defendants** is among the **50% worst** in Harris County. Her **racial difference in the share detained due to inability to pay for Hispanic and Non-Hispanic White defendants** is among the **50% worst** in Harris County.

## Track Judge Martin's Share Detained Due to Inability to Pay



This report uses jail population data provided by Harris County. Share detained due to inability to pay represents the percent of current pretrial jail inmates assigned to this judge who were detained because they couldn't afford money bail.

# HARRIS COUNTY FELONY PRETRIAL DETENTION REPORT

*Brought to you by the Texas Center for Justice and Equity and researchers at Harvard University*

July 3, 2022 - July 9, 2022



## Amy Martin – 263<sup>rd</sup> District Court

Among current pretrial jail inmates assigned to Judge Martin:

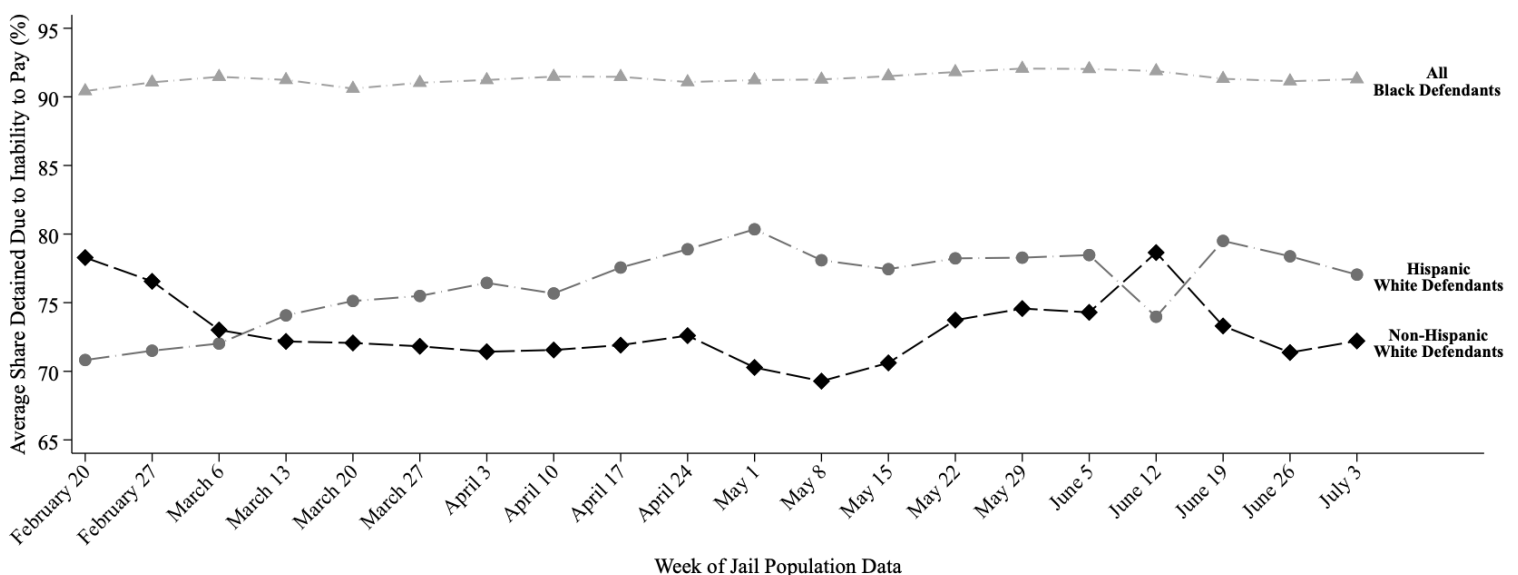
- **91% of Black defendants (154 out of 169)**
- **77% of Hispanic White defendants (48 out of 63)**
- **72% of non-Hispanic White defendants (53 out of 73)**

were detained per night based on inability to pay

Last week, among current pretrial jail inmates assigned to Judge Martin, **91% of Black defendants (154 out of 169 on an average night)**, **77% of Hispanic White defendants (48 out of 63 on an average night)**, and **72% of non-Hispanic White defendants (53 out of 73 on an average night)** were detained in Harris County Jail because they couldn't afford money bail.

Judge Martin's **racial difference in the share detained due to inability to pay for Black and Non-Hispanic White defendants** is among the **50% worst** in Harris County. Her **racial difference in the share detained due to inability to pay for Hispanic and Non-Hispanic White defendants** is among the **50% worst** in Harris County.

## Track Judge Martin's Share Detained Due to Inability to Pay



This report uses jail population data provided by Harris County. Share detained due to inability to pay represents the percent of current pretrial jail inmates assigned to this judge who were detained because they couldn't afford money bail.

# HARRIS COUNTY FELONY PRETRIAL DETENTION REPORT

*Brought to you by the Texas Center for Justice and Equity and researchers at Harvard University*

July 10, 2022 - July 16, 2022



## Amy Martin – 263<sup>rd</sup> District Court

Among current pretrial jail inmates assigned to Judge Martin:

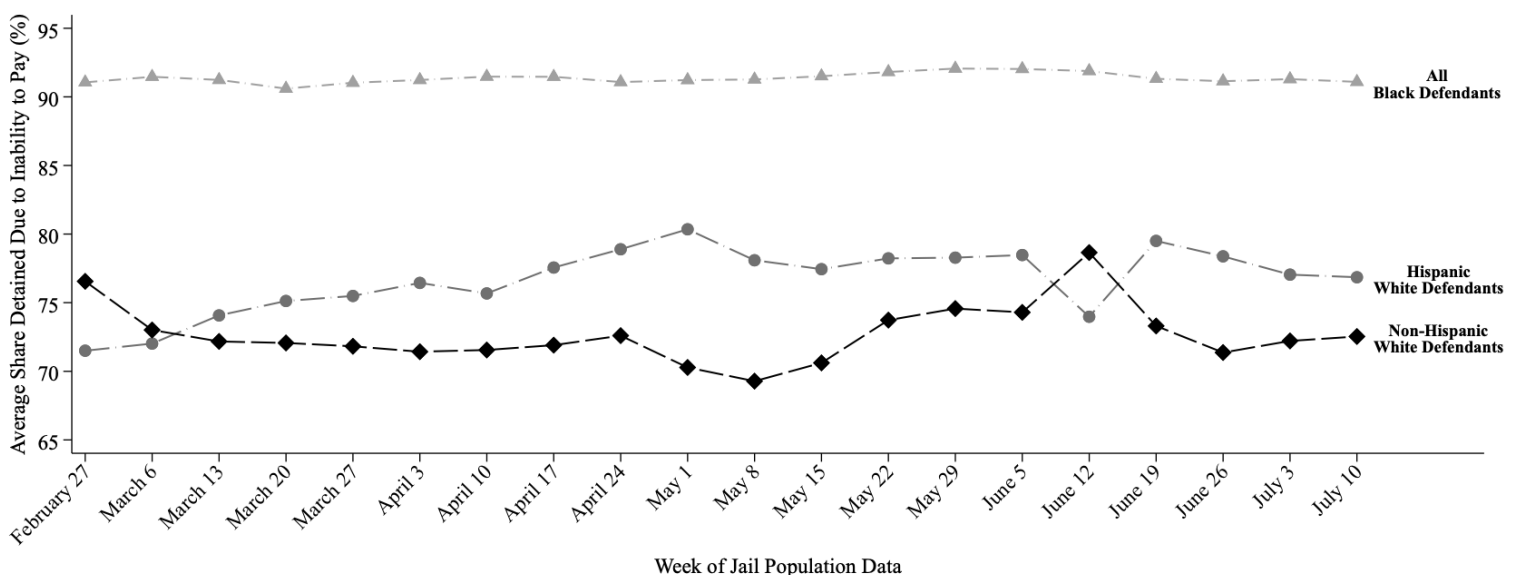
- **91% of Black defendants (153 out of 168)**
- **77% of Hispanic White defendants (49 out of 64)**
- **73% of non-Hispanic White defendants (55 out of 75)**

were detained per night based on inability to pay

Last week, among current pretrial jail inmates assigned to Judge Martin, **91% of Black defendants (153 out of 168 on an average night)**, **77% of Hispanic White defendants (49 out of 64 on an average night)**, and **73% of non-Hispanic White defendants (55 out of 75 on an average night)** were detained in Harris County Jail because they couldn't afford money bail.

Judge Martin's **racial difference in the share detained due to inability to pay for Black and Non-Hispanic White defendants** is among the **50% worst** in Harris County. Her **racial difference in the share detained due to inability to pay for Hispanic and Non-Hispanic White defendants** is among the **50% best** in Harris County.

## Track Judge Martin's Share Detained Due to Inability to Pay



This report uses jail population data provided by Harris County. Share detained due to inability to pay represents the percent of current pretrial jail inmates assigned to this judge who were detained because they couldn't afford money bail.

# HARRIS COUNTY FELONY PRETRIAL DETENTION REPORT

*Brought to you by the Texas Center for Justice and Equity and researchers at Harvard University*

July 17, 2022 - July 23, 2022



## Amy Martin – 263<sup>rd</sup> District Court

Among current pretrial jail inmates assigned to Judge Martin:

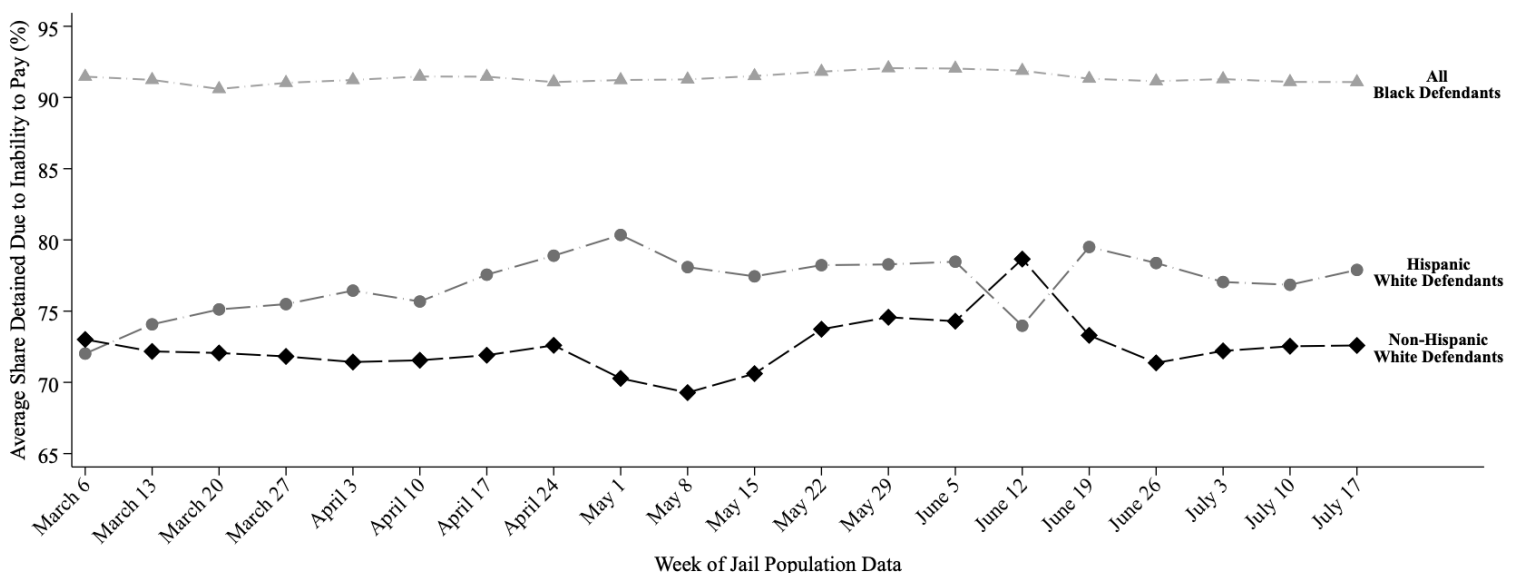
- **91% of Black defendants (150 out of 165)**
- **78% of Hispanic White defendants (49 out of 63)**
- **73% of non-Hispanic White defendants (56 out of 78)**

were detained per night based on inability to pay

Last week, among current pretrial jail inmates assigned to Judge Martin, **91% of Black defendants (150 out of 165 on an average night)**, **78% of Hispanic White defendants (49 out of 63 on an average night)**, and **73% of non-Hispanic White defendants (56 out of 78 on an average night)** were detained in Harris County Jail because they couldn't afford money bail.

Judge Martin's **racial difference in the share detained due to inability to pay for Black and Non-Hispanic White defendants** is among the **50% worst** in Harris County. Her **racial difference in the share detained due to inability to pay for Hispanic and Non-Hispanic White defendants** is among the **50% worst** in Harris County.

## Track Judge Martin's Share Detained Due to Inability to Pay



This report uses jail population data provided by Harris County. Share detained due to inability to pay represents the percent of current pretrial jail inmates assigned to this judge who were detained because they couldn't afford money bail.



# HARRIS COUNTY FELONY PRETRIAL DETENTION REPORT

*Brought to you by the Texas Center for Justice and Equity and researchers at Harvard University*

July 24, 2022 - July 30, 2022



## Amy Martin – 263<sup>rd</sup> District Court

Among current pretrial jail inmates assigned to Judge Martin:

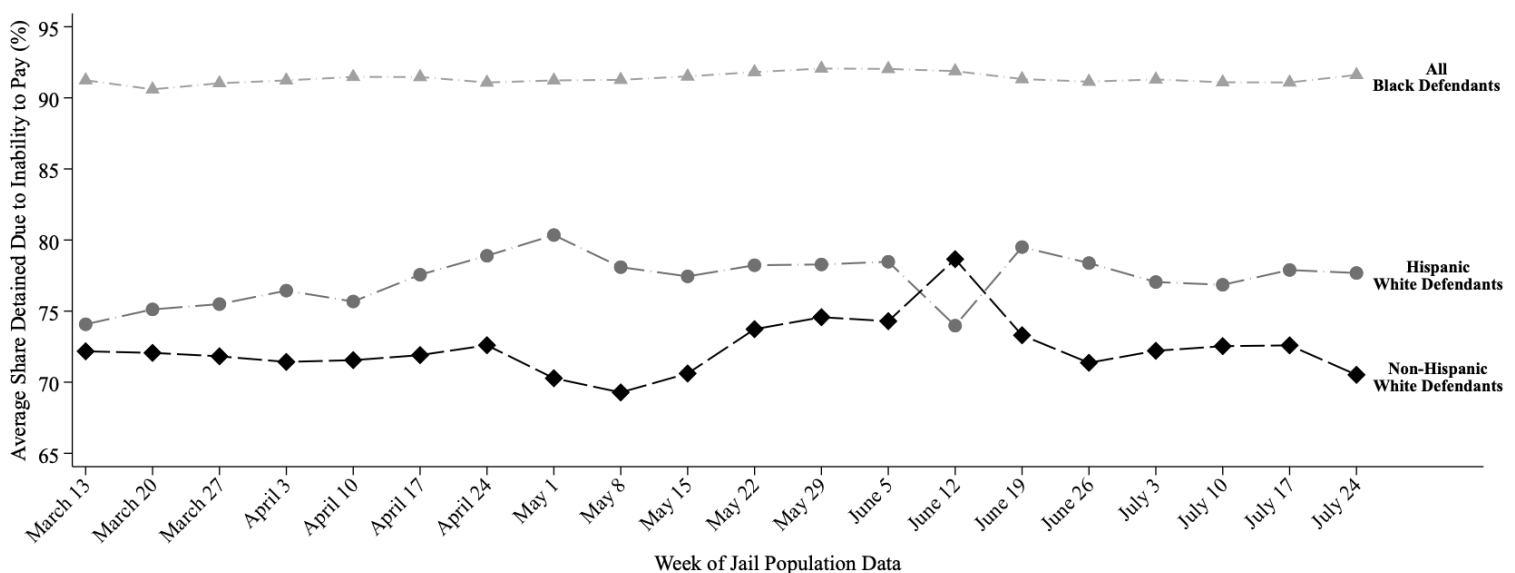
- **92% of Black defendants (153 out of 167)**
- **78% of Hispanic White defendants (51 out of 65)**
- **71% of non-Hispanic White defendants (54 out of 77)**

were detained per night based on inability to pay

Last week, among current pretrial jail inmates assigned to Judge Martin, **92% of Black defendants (153 out of 167 on an average night)**, **78% of Hispanic White defendants (51 out of 65 on an average night)**, and **71% of non-Hispanic White defendants (54 out of 77 on an average night)** were detained in Harris County Jail because they couldn't afford money bail.

Judge Martin's **racial difference in the share detained due to inability to pay for Black and Non-Hispanic White defendants** is among the **25% worst** in Harris County. Her **racial difference in the share detained due to inability to pay for Hispanic and Non-Hispanic White defendants** is among the **50% worst** in Harris County.

## Track Judge Martin's Share Detained Due to Inability to Pay



This report uses jail population data provided by Harris County. Share detained due to inability to pay represents the percent of current pretrial jail inmates assigned to this judge who were detained because they couldn't afford money bail.

# HARRIS COUNTY FELONY PRETRIAL DETENTION REPORT

*Brought to you by the Texas Center for Justice and Equity and researchers at Harvard University*

August 7, 2022 - August 13, 2022



## Amy Martin – 263<sup>rd</sup> District Court

Among current pretrial jail inmates assigned to Judge Martin:

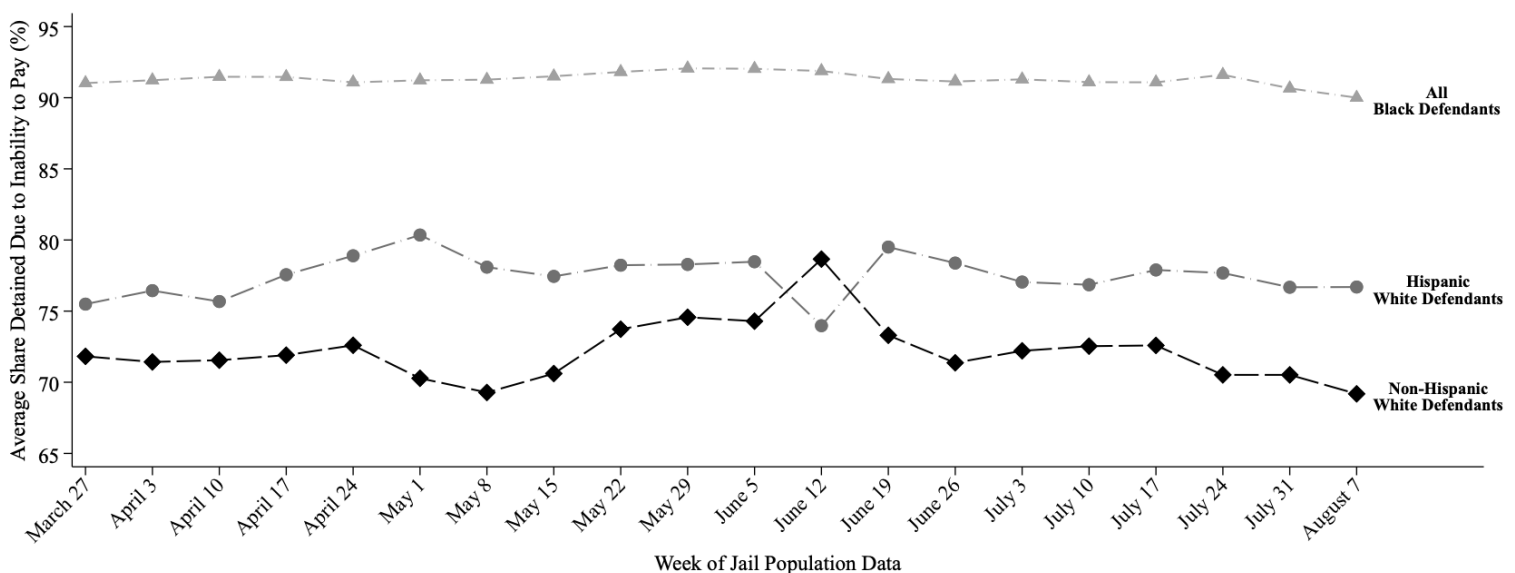
- **90% of Black defendants (148 out of 164)**
- **77% of Hispanic White defendants (52 out of 68)**
- **69% of non-Hispanic White defendants (51 out of 74)**

were detained per night based on inability to pay

Last week, among current pretrial jail inmates assigned to Judge Martin, **90% of Black defendants (148 out of 164 on an average night)**, **77% of Hispanic White defendants (52 out of 68 on an average night)**, and **69% of non-Hispanic White defendants (51 out of 74 on an average night)** were detained in Harris County Jail because they couldn't afford money bail.

Judge Martin's **racial difference in the share detained due to inability to pay for Black and Non-Hispanic White defendants** is among the **50% worst** in Harris County. Her **racial difference in the share detained due to inability to pay for Hispanic and Non-Hispanic White defendants** is among the **50% worst** in Harris County.

## Track Judge Martin's Share Detained Due to Inability to Pay



This report uses jail population data provided by Harris County. Share detained due to inability to pay represents the percent of current pretrial jail inmates assigned to this judge who were detained because they couldn't afford money bail.

# HARRIS COUNTY FELONY PRETRIAL DETENTION REPORT

*Brought to you by the Texas Center for Justice and Equity and researchers at Harvard University*

August 14, 2022 - August 20, 2022



## Amy Martin – 263<sup>rd</sup> District Court

Among current pretrial jail inmates assigned to Judge Martin:

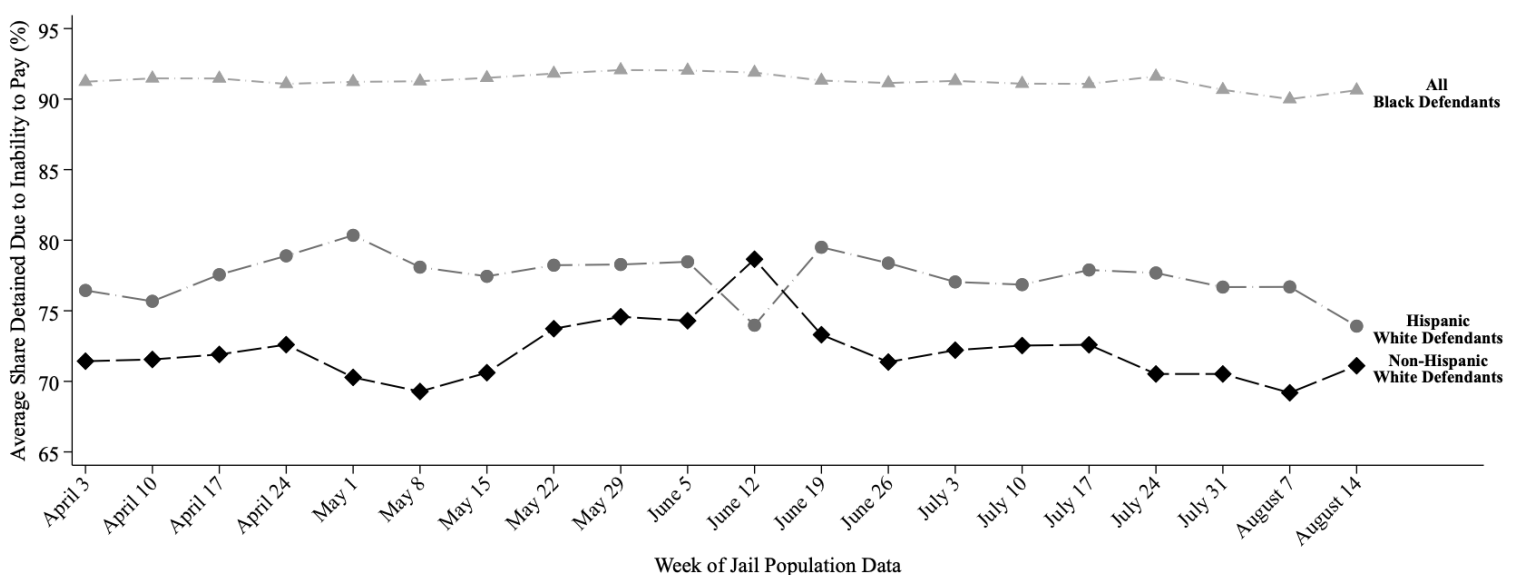
- **91% of Black defendants (149 out of 165)**
- **74% of Hispanic White defendants (51 out of 69)**
- **71% of non-Hispanic White defendants (54 out of 76)**

were detained per night based on inability to pay

Last week, among current pretrial jail inmates assigned to Judge Martin, **91% of Black defendants (149 out of 165 on an average night)**, **74% of Hispanic White defendants (51 out of 69 on an average night)**, and **71% of non-Hispanic White defendants (54 out of 76 on an average night)** were detained in Harris County Jail because they couldn't afford money bail.

Judge Martin's **racial difference in the share detained due to inability to pay for Black and Non-Hispanic White defendants** is among the **50% worst** in Harris County. Her **racial difference in the share detained due to inability to pay for Hispanic and Non-Hispanic White defendants** is among the **50% best** in Harris County.

## Track Judge Martin's Share Detained Due to Inability to Pay



This report uses jail population data provided by Harris County. Share detained due to inability to pay represents the percent of current pretrial jail inmates assigned to this judge who were detained because they couldn't afford money bail.

# HARRIS COUNTY FELONY PRETRIAL DETENTION REPORT

*Brought to you by the Texas Center for Justice and Equity and researchers at Harvard University*

August 21, 2022 - August 27, 2022



## Amy Martin – 263<sup>rd</sup> District Court

Among current pretrial jail inmates assigned to Judge Martin:

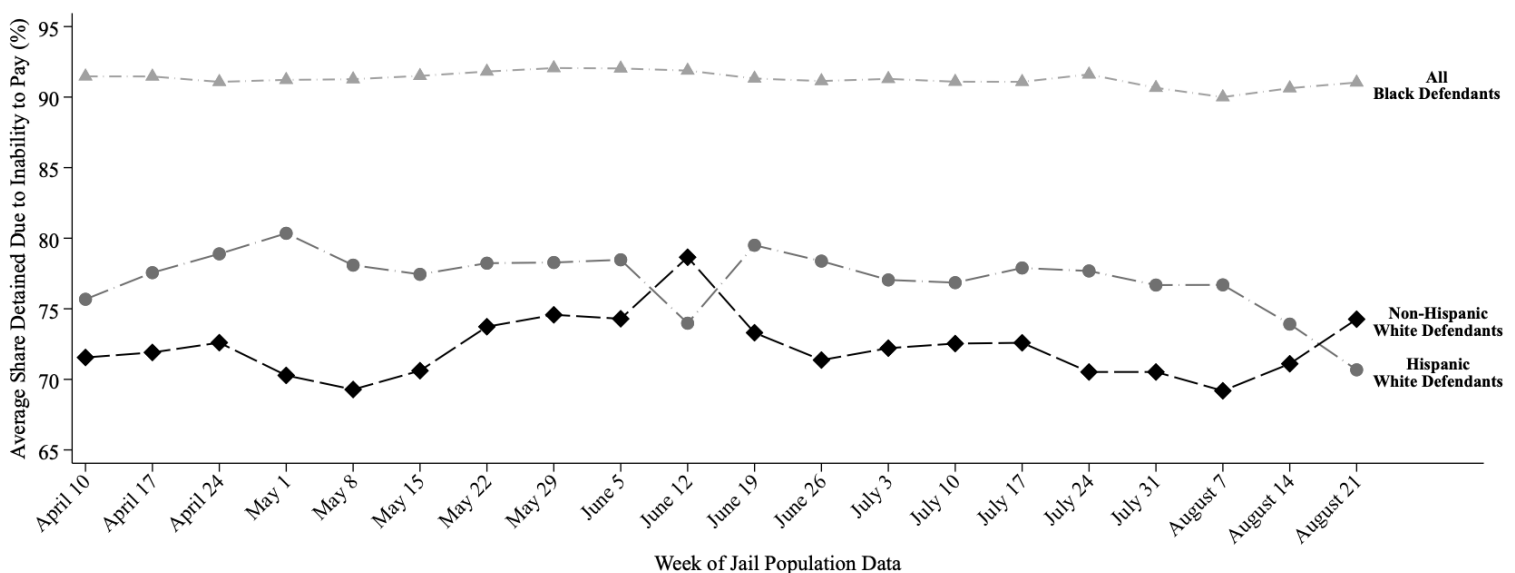
- **91% of Black defendants (152 out of 167)**
- **71% of Hispanic White defendants (61 out of 87)**
- **74% of non-Hispanic White defendants (43 out of 58)**

were detained per night based on inability to pay

Last week, among current pretrial jail inmates assigned to Judge Martin, **91% of Black defendants (152 out of 167 on an average night)**, **71% of Hispanic White defendants (61 out of 87 on an average night)**, and **74% of non-Hispanic White defendants (43 out of 58 on an average night)** were detained in Harris County Jail because they couldn't afford money bail.

Judge Martin's **racial difference in the share detained due to inability to pay for Black and Non-Hispanic White defendants** is among the **25% worst** in Harris County. Her **racial difference in the share detained due to inability to pay for Hispanic and Non-Hispanic White defendants** is among the **25% best** in Harris County.

## Track Judge Martin's Share Detained Due to Inability to Pay



This report uses jail population data provided by Harris County. Share detained due to inability to pay represents the percent of current pretrial jail inmates assigned to this judge who were detained because they couldn't afford money bail.

# HARRIS COUNTY FELONY PRETRIAL DETENTION REPORT

*Brought to you by the Texas Center for Justice and Equity and researchers at Harvard University*

August 28, 2022 - September 3, 2022



## Amy Martin – 263<sup>rd</sup> District Court

Among current pretrial jail inmates assigned to Judge Martin:

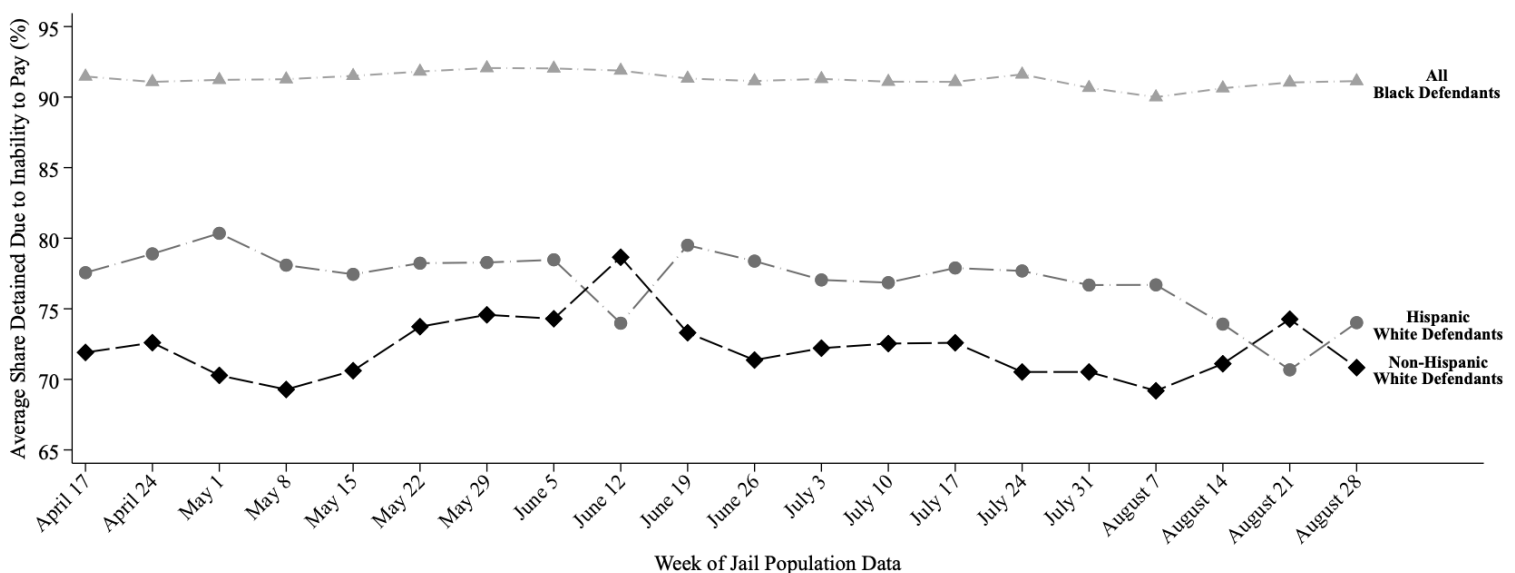
- **91% of Black defendants (154 out of 169)**
- **74% of Hispanic White defendants (48 out of 65)**
- **71% of non-Hispanic White defendants (56 out of 79)**

were detained per night based on inability to pay

Last week, among current pretrial jail inmates assigned to Judge Martin, **91% of Black defendants (154 out of 169 on an average night)**, **74% of Hispanic White defendants (48 out of 65 on an average night)**, and **71% of non-Hispanic White defendants (56 out of 79 on an average night)** were detained in Harris County Jail because they couldn't afford money bail.

Judge Martin's **racial difference in the share detained due to inability to pay for Black and Non-Hispanic White defendants** is among the **50% worst** in Harris County. Her **racial difference in the share detained due to inability to pay for Hispanic and Non-Hispanic White defendants** is among the **50% best** in Harris County.

## Track Judge Martin's Share Detained Due to Inability to Pay



This report uses jail population data provided by Harris County. Share detained due to inability to pay represents the percent of current pretrial jail inmates assigned to this judge who were detained because they couldn't afford money bail.

# HARRIS COUNTY FELONY PRETRIAL DETENTION REPORT

*Brought to you by the Texas Center for Justice and Equity and researchers at Harvard University*

September 18, 2022 - September 24, 2022



## Amy Martin – 263<sup>rd</sup> District Court

Among current pretrial jail inmates assigned to Judge Martin:

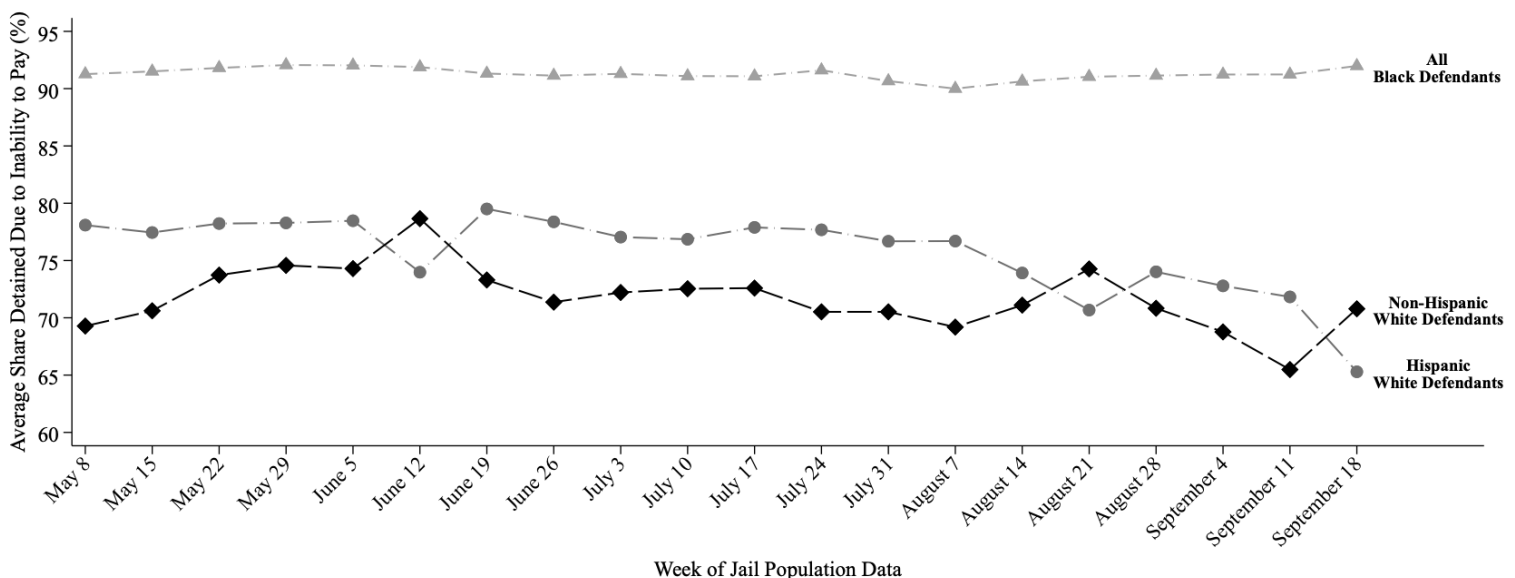
- **92% of Black defendants (169 out of 184)**
- **65% of Hispanic White defendants (56 out of 86)**
- **71% of non-Hispanic White defendants (45 out of 64)**

were detained per night based on inability to pay

Last week, among current pretrial jail inmates assigned to Judge Martin, **92% of Black defendants (169 out of 184 on an average night)**, **65% of Hispanic White defendants (56 out of 86 on an average night)**, and **71% of non-Hispanic White defendants (45 out of 64 on an average night)** were detained in Harris County Jail because they couldn't afford money bail.

Judge Martin's **racial difference in the share detained due to inability to pay for Black and Non-Hispanic White defendants** is among the **25% worst** in Harris County. Her **racial difference in the share detained due to inability to pay for Hispanic and Non-Hispanic White defendants** is among the **25% best** in Harris County.

## Track Judge Martin's Share Detained Due to Inability to Pay



This report uses jail population data provided by Harris County. Share detained due to inability to pay represents the percent of current pretrial jail inmates assigned to this judge who were detained because they couldn't afford money bail.

# HARRIS COUNTY FELONY PRETRIAL DETENTION REPORT

Brought to you by the Texas Center for Justice and Equity and researchers at Harvard University

September 25, 2022 - October 1, 2022



## Amy Martin – 263<sup>rd</sup> District Court

Among current pretrial jail inmates assigned to Judge Martin:

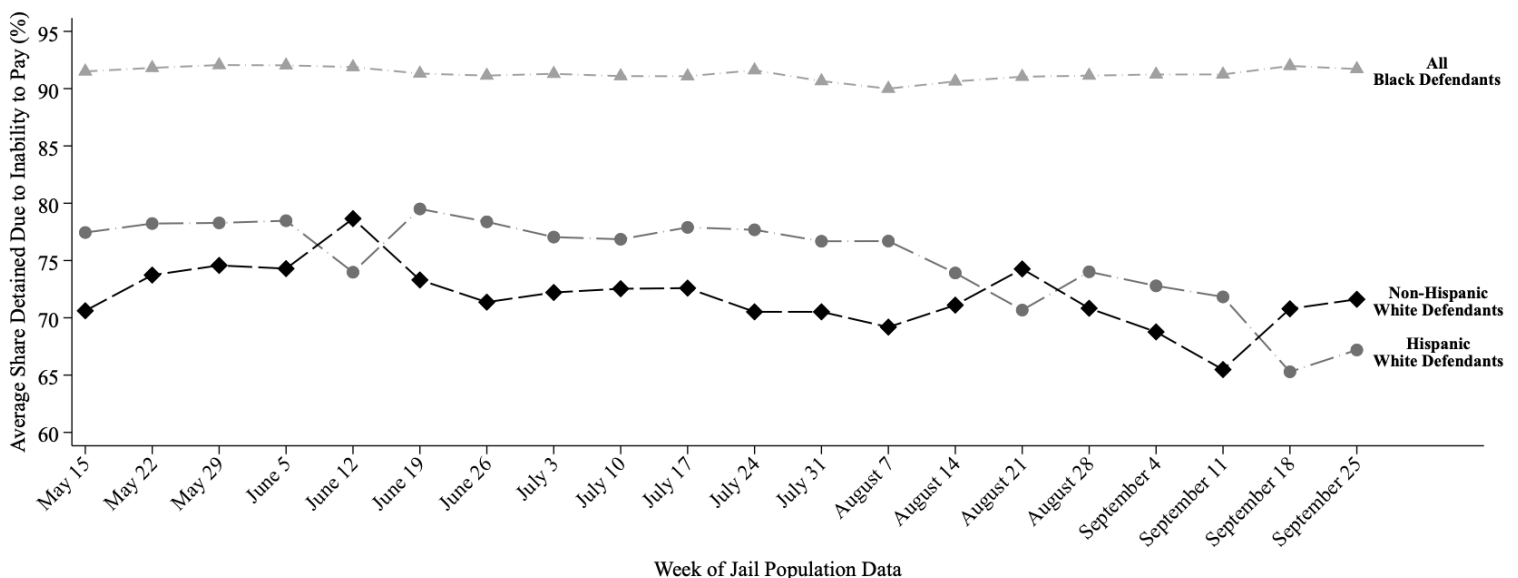
- **92% of Black defendants (166 out of 181)**
- **67% of Hispanic White defendants (55 out of 81)**
- **72% of non-Hispanic White defendants (47 out of 65)**

were detained per night based on inability to pay

Last week, among current pretrial jail inmates assigned to Judge Martin, **92% of Black defendants (166 out of 181 on an average night)**, **67% of Hispanic White defendants (55 out of 81 on an average night)**, and **72% of non-Hispanic White defendants (47 out of 65 on an average night)** were detained in Harris County Jail because they couldn't afford money bail.

Judge Martin's **racial difference in the share detained due to inability to pay for Black and Non-Hispanic White defendants** is among the **25% worst** in Harris County. Her **racial difference in the share detained due to inability to pay for Hispanic and Non-Hispanic White defendants** is among the **25% best** in Harris County.

## Track Judge Martin's Share Detained Due to Inability to Pay



This report uses jail population data provided by Harris County. Share detained due to inability to pay represents the percent of current pretrial jail inmates assigned to this judge who were detained because they couldn't afford money bail.



# HARRIS COUNTY FELONY PRETRIAL DETENTION REPORT

*Brought to you by the Texas Center for Justice and Equity and researchers at Harvard University*

October 2, 2022 - October 8, 2022



## Amy Martin – 263<sup>rd</sup> District Court

Among current pretrial jail inmates assigned to Judge Martin:

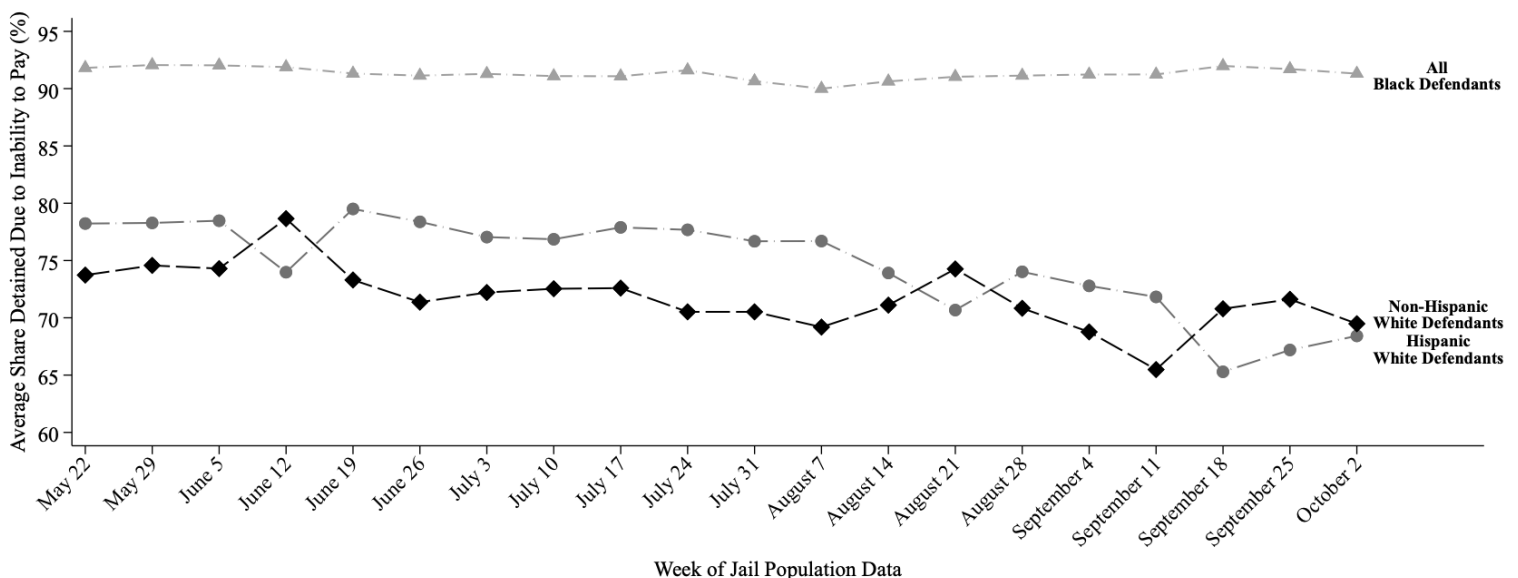
- **91% of Black defendants (159 out of 174)**
- **68% of Hispanic White defendants (58 out of 84)**
- **69% of non-Hispanic White defendants (42 out of 61)**

were detained per night based on inability to pay

Last week, among current pretrial jail inmates assigned to Judge Martin, **91% of Black defendants (159 out of 174 on an average night)**, **68% of Hispanic White defendants (58 out of 84 on an average night)**, and **69% of non-Hispanic White defendants (42 out of 61 on an average night)** were detained in Harris County Jail because they couldn't afford money bail.

Judge Martin's **racial difference in the share detained due to inability to pay for Black and Non-Hispanic White defendants** is among the **25% worst** in Harris County. Her **racial difference in the share detained due to inability to pay for Hispanic and Non-Hispanic White defendants** is among the **25% best** in Harris County.

## Track Judge Martin's Share Detained Due to Inability to Pay



This report uses jail population data provided by Harris County. Share detained due to inability to pay represents the percent of current pretrial jail inmates assigned to this judge who were detained because they couldn't afford money bail.

# HARRIS COUNTY FELONY PRETRIAL DETENTION REPORT

*Brought to you by the Texas Center for Justice and Equity and researchers at Harvard University*

October 16, 2022 - October 22, 2022



## Amy Martin – 263<sup>rd</sup> District Court

Among current pretrial jail inmates assigned to Judge Martin:

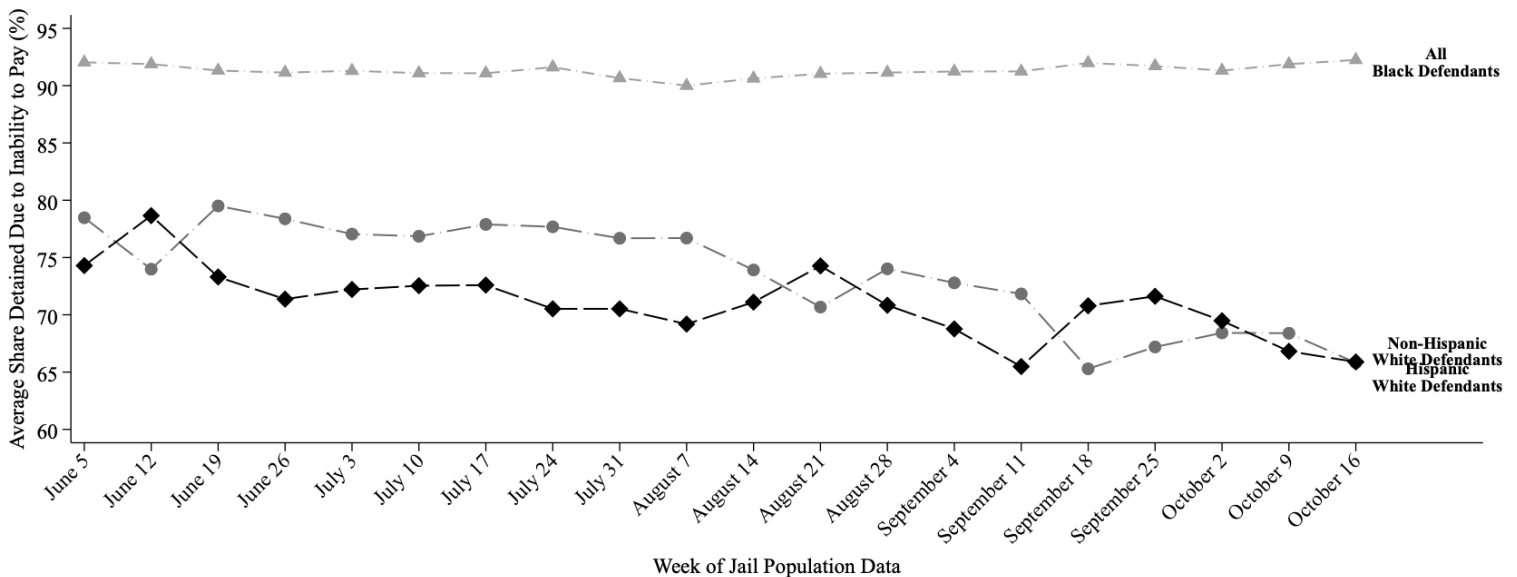
- **92% of Black defendants (163 out of 177)**
- **66% of Hispanic White defendants (55 out of 84)**
- **66% of non-Hispanic White defendants (44 out of 67)**

were detained per night based on inability to pay

Last week, among current pretrial jail inmates assigned to Judge Martin, **92% of Black defendants (163 out of 177 on an average night)**, **66% of Hispanic White defendants (55 out of 84 on an average night)**, and **66% of non-Hispanic White defendants (44 out of 67 on an average night)** were detained in Harris County Jail because they couldn't afford money bail.

Judge Martin's **racial difference in the share detained due to inability to pay for Black and Non-Hispanic White defendants** is among the **25% worst** in Harris County. Her **racial difference in the share detained due to inability to pay for Hispanic and Non-Hispanic White defendants** is among the **25% best** in Harris County.

## Track Judge Martin's Share Detained Due to Inability to Pay



This report uses jail population data provided by Harris County. Share detained due to inability to pay represents the percent of current pretrial jail inmates assigned to this judge who were detained because they couldn't afford money bail.

# HARRIS COUNTY FELONY PRETRIAL DETENTION REPORT

Brought to you by the Texas Center for Justice and Equity and researchers at Harvard University

October 30, 2022 - November 5, 2022



## Amy Martin – 263<sup>rd</sup> District Court

Among current pretrial jail inmates assigned to Judge Martin:

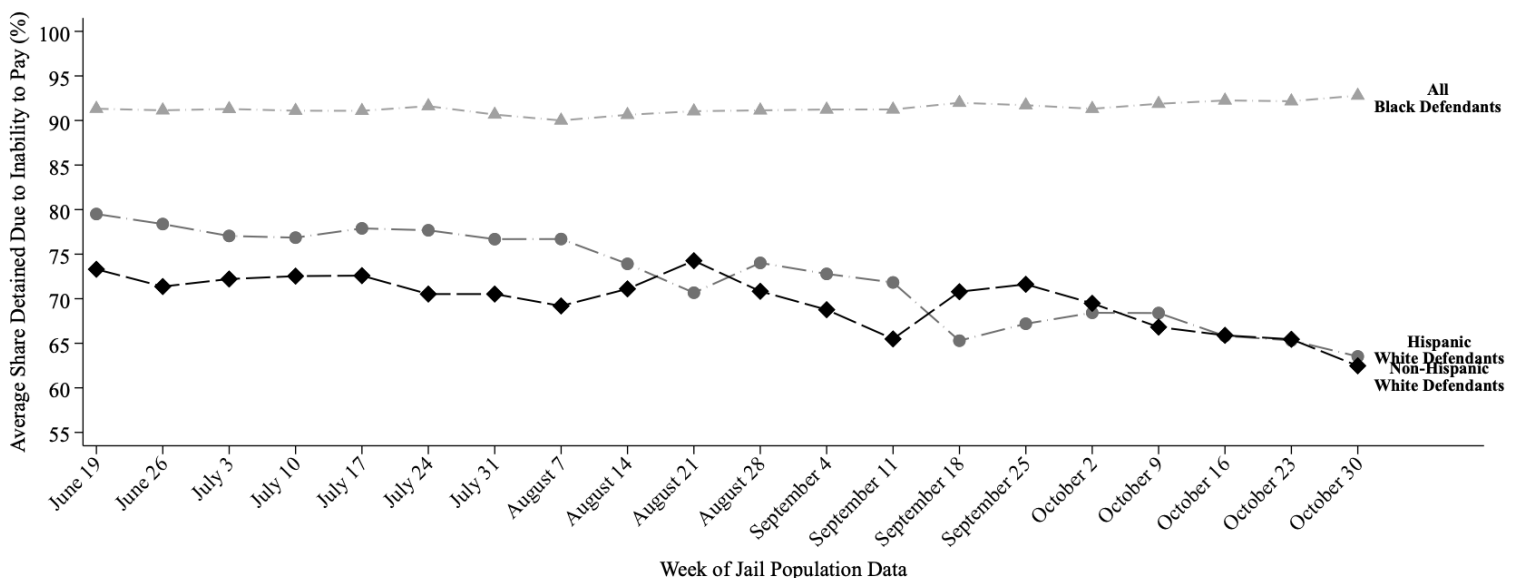
- **93% of Black defendants (162 out of 174)**
- **64% of Hispanic White defendants (51 out of 80)**
- **62% of non-Hispanic White defendants (40 out of 64)**

were detained per night based on inability to pay

Last week, among current pretrial jail inmates assigned to Judge Martin, **93% of Black defendants (162 out of 174 on an average night)**, **64% of Hispanic White defendants (51 out of 80 on an average night)**, and **62% of non-Hispanic White defendants (40 out of 64 on an average night)** were detained in Harris County Jail because they couldn't afford money bail.

Judge Martin's **racial difference in the share detained due to inability to pay for Black and Non-Hispanic White defendants** is among the **25% worst** in Harris County. Her **racial difference in the share detained due to inability to pay for Hispanic and Non-Hispanic White defendants** is among the **25% best** in Harris County.

## Track Judge Martin's Share Detained Due to Inability to Pay



This report uses jail population data provided by Harris County. Share detained due to inability to pay represents the percent of current pretrial jail inmates assigned to this judge who were detained because they couldn't afford money bail.

# HARRIS COUNTY FELONY PRETRIAL DETENTION REPORT

*Brought to you by the Texas Center for Justice and Equity and researchers at Harvard University*

November 20, 2022 - November 26, 2022



## Amy Martin – 263<sup>rd</sup> District Court

Among current pretrial jail inmates assigned to Judge Martin:

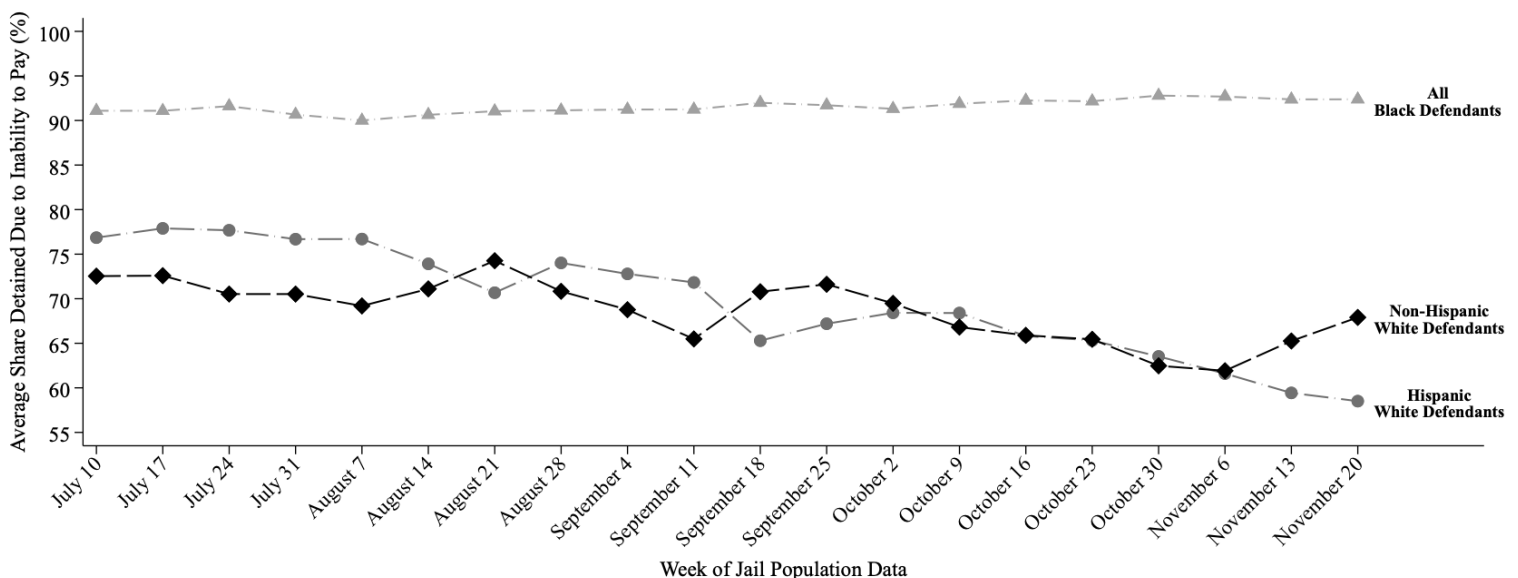
- **92% of Black defendants (154 out of 167)**
- **59% of Hispanic White defendants (45 out of 76)**
- **68% of non-Hispanic White defendants (44 out of 65)**

were detained per night based on inability to pay

Last week, among current pretrial jail inmates assigned to Judge Martin, **92% of Black defendants (154 out of 167 on an average night)**, **59% of Hispanic White defendants (45 out of 76 on an average night)**, and **68% of non-Hispanic White defendants (44 out of 65 on an average night)** were detained in Harris County Jail because they couldn't afford money bail.

Judge Martin's **racial difference in the share detained due to inability to pay for Black and Non-Hispanic White defendants** is among the **25% worst** in Harris County. Her **racial difference in the share detained due to inability to pay for Hispanic and Non-Hispanic White defendants** is among the **25% best** in Harris County.

## Track Judge Martin's Share Detained Due to Inability to Pay



This report uses jail population data provided by Harris County. Share detained due to inability to pay represents the percent of current pretrial jail inmates assigned to this judge who were detained because they couldn't afford money bail.

# HARRIS COUNTY FELONY PRETRIAL DETENTION REPORT

*Brought to you by the Texas Center for Justice and Equity and researchers at Harvard University*

November 27, 2022 - December 3, 2022



## Amy Martin – 263<sup>rd</sup> District Court

Among current pretrial jail inmates assigned to Judge Martin:

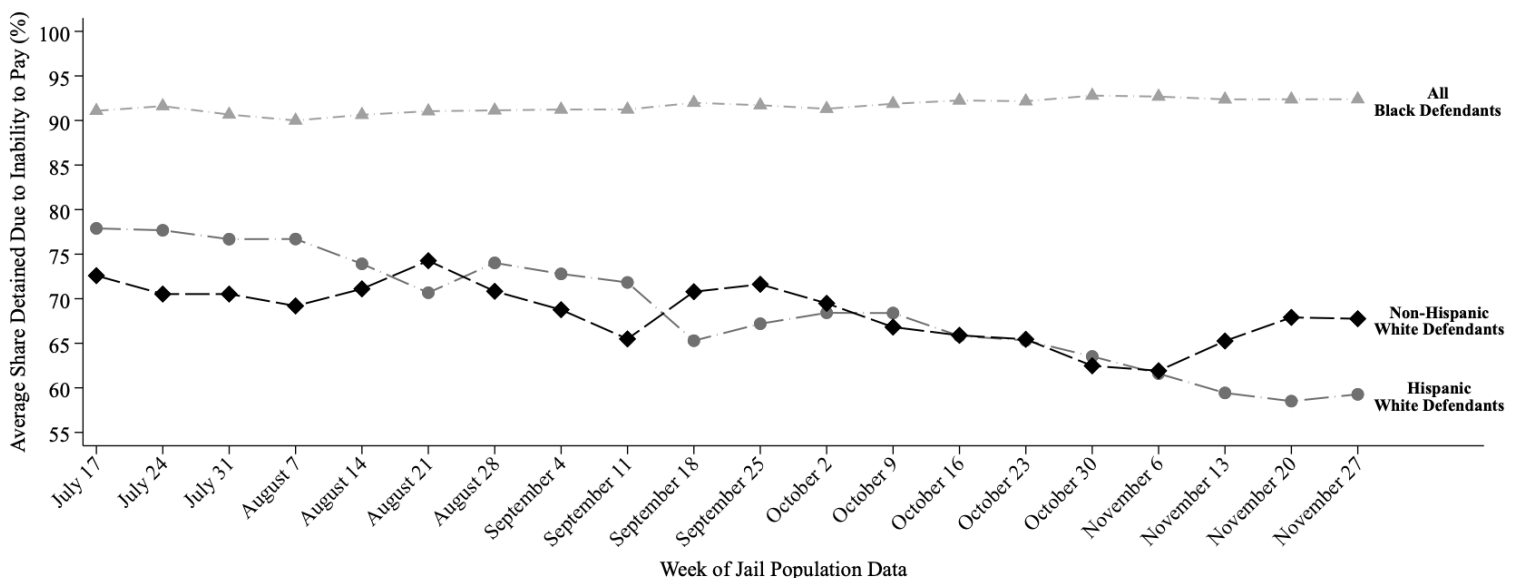
- **92% of Black defendants (156 out of 169)**
- **59% of Hispanic White defendants (47 out of 79)**
- **68% of non-Hispanic White defendants (44 out of 66)**

were detained per night based on inability to pay

Last week, among current pretrial jail inmates assigned to Judge Martin, **92% of Black defendants (156 out of 169 on an average night)**, **59% of Hispanic White defendants (47 out of 79 on an average night)**, and **68% of non-Hispanic White defendants (44 out of 66 on an average night)** were detained in Harris County Jail because they couldn't afford money bail.

Judge Martin's **racial difference in the share detained due to inability to pay for Black and Non-Hispanic White defendants** is among the **25% worst** in Harris County. Her **racial difference in the share detained due to inability to pay for Hispanic and Non-Hispanic White defendants** is among the **25% best** in Harris County.

## Track Judge Martin's Share Detained Due to Inability to Pay



This report uses jail population data provided by Harris County. Share detained due to inability to pay represents the percent of current pretrial jail inmates assigned to this judge who were detained because they couldn't afford money bail.

# HARRIS COUNTY FELONY PRETRIAL DETENTION REPORT

*Brought to you by the Texas Center for Justice and Equity and researchers at Harvard University*

December 4, 2022 - December 10, 2022



## Amy Martin – 263<sup>rd</sup> District Court

Among current pretrial jail inmates assigned to Judge Martin:

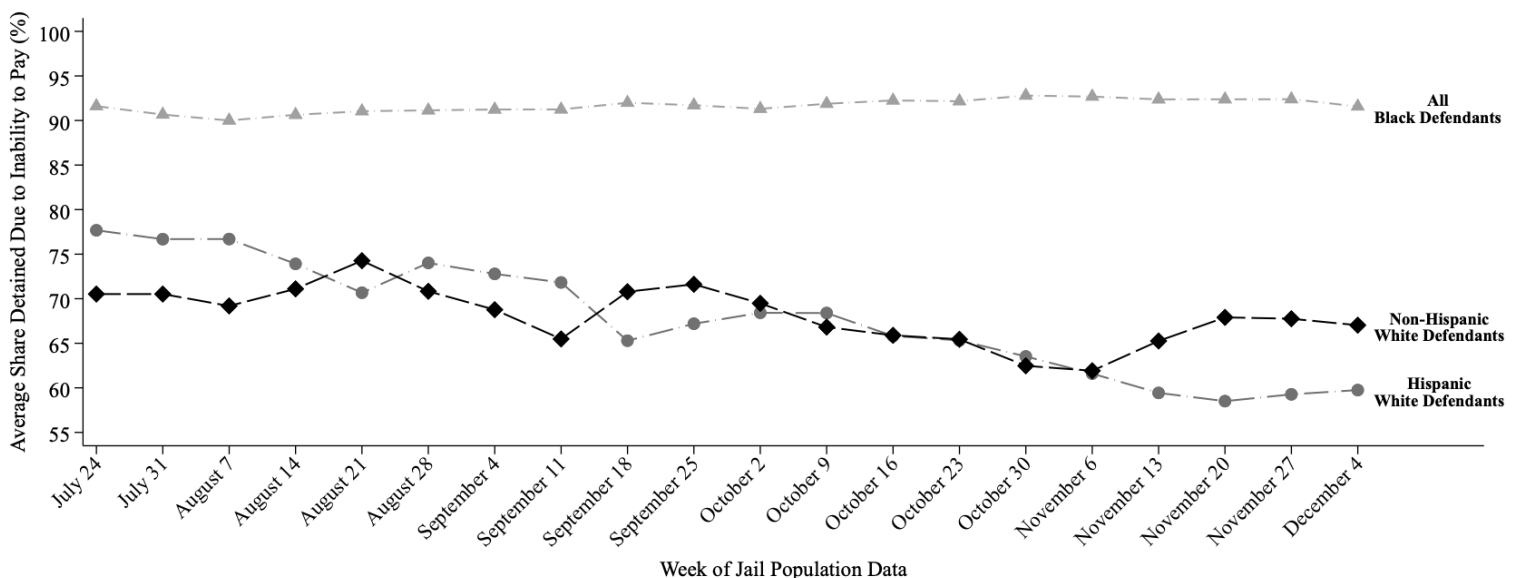
- **92% of Black defendants (151 out of 164)**
- **60% of Hispanic White defendants (48 out of 80)**
- **67% of non-Hispanic White defendants (44 out of 65)**

were detained per night based on inability to pay

Last week, among current pretrial jail inmates assigned to Judge Martin, **92% of Black defendants (151 out of 164 on an average night)**, **60% of Hispanic White defendants (48 out of 80 on an average night)**, and **67% of non-Hispanic White defendants (44 out of 65 on an average night)** were detained in Harris County Jail because they couldn't afford money bail.

Judge Martin's **racial difference in the share detained due to inability to pay for Black and Non-Hispanic White defendants** is among the **25% worst** in Harris County. Her **racial difference in the share detained due to inability to pay for Hispanic and Non-Hispanic White defendants** is among the **25% best** in Harris County.

## Track Judge Martin's Share Detained Due to Inability to Pay



This report uses jail population data provided by Harris County. Share detained due to inability to pay represents the percent of current pretrial jail inmates assigned to this judge who were detained because they couldn't afford money bail.



# HARRIS COUNTY FELONY PRETRIAL DETENTION REPORT

Brought to you by the Texas Center for Justice and Equity and researchers at Harvard University

December 26, 2021 - January 1, 2022



## Ana Martinez – 179<sup>th</sup> District Court

Among current pretrial jail inmates assigned to Judge Martinez:

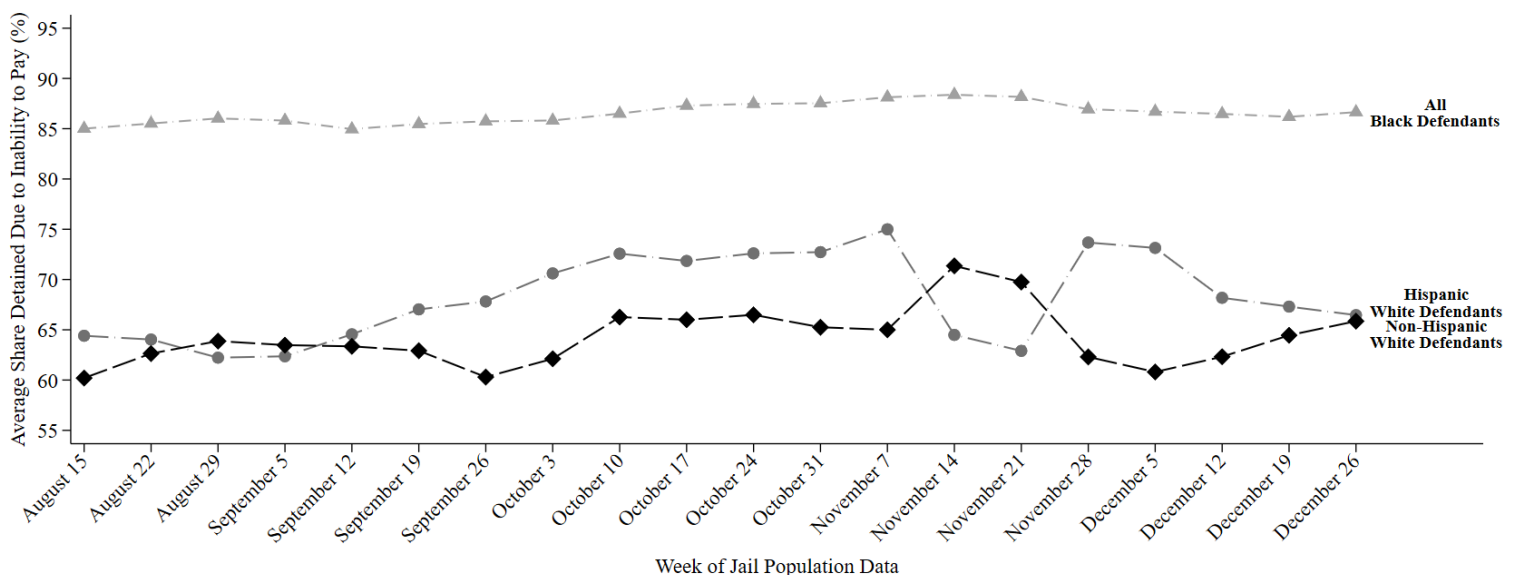
- **87% of Black defendants (117 out of 135)**
- **66% of Hispanic White defendants (30 out of 46)**
- **66% of non-Hispanic White defendants (50 out of 77)**

were detained per night based on inability to pay

Last week, among current pretrial jail inmates assigned to Judge Martinez, **87% of Black defendants (117 out of 135 on an average night)**, **66% of Hispanic White defendants (30 out of 46 on an average night)**, and **66% of non-Hispanic White defendants (50 out of 77 on an average night)** were detained in Harris County Jail because they couldn't afford money bail.

Judge Martinez's **racial difference in the share detained due to inability to pay for Black and Non-Hispanic White defendants** is among the **25% worst** in Harris County. Her **racial difference in the share detained due to inability to pay for Hispanic and Non-Hispanic White defendants** is among the **25% best** in Harris County.

## Track Judge Martinez's Share Detained Due to Inability to Pay



This report uses jail population data provided by Harris County. Share detained due to inability to pay represents the percent of current pretrial jail inmates assigned to this judge who were detained because they couldn't afford money bail.



# HARRIS COUNTY FELONY PRETRIAL DETENTION REPORT

*Brought to you by the Texas Center for Justice and Equity and researchers at Harvard University*

January 2, 2022 - January 7, 2022



## Ana Martinez – 179<sup>th</sup> District Court

Among current pretrial jail inmates assigned to Judge Martinez:

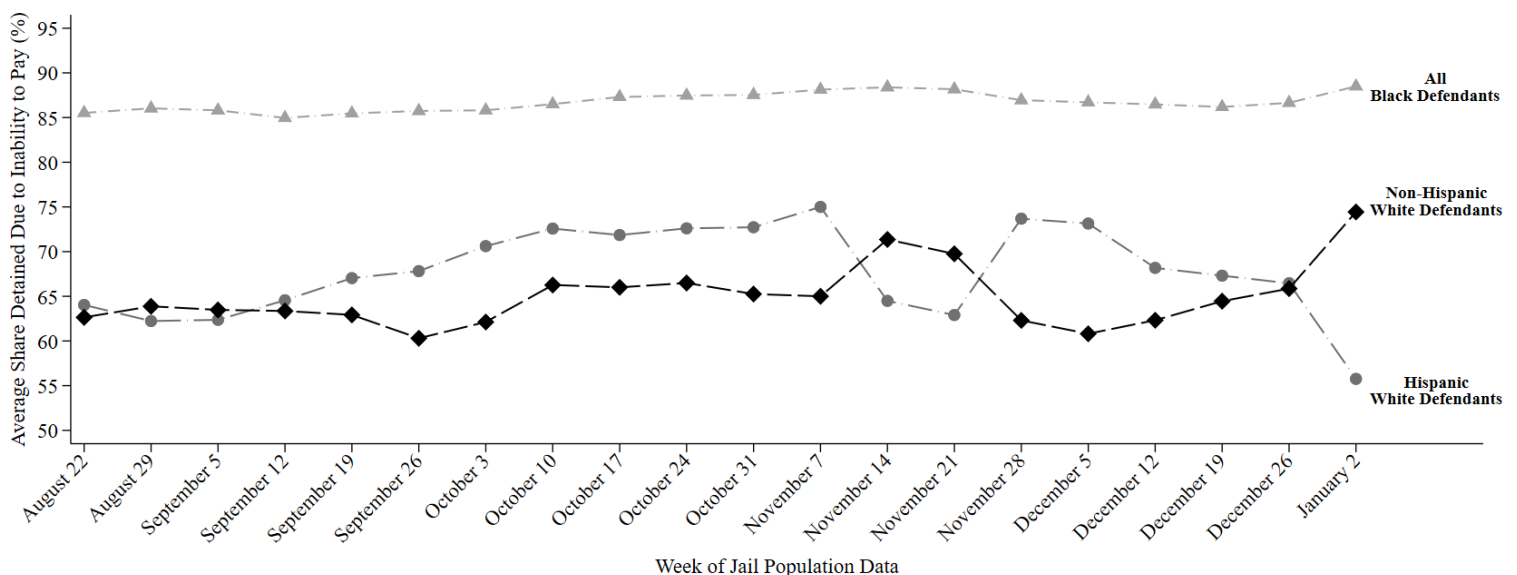
- **88% of Black defendants (121 out of 136)**
- **56% of Hispanic White defendants (36 out of 65)**
- **74% of non-Hispanic White defendants (44 out of 59)**

were detained per night based on inability to pay

Last week, among current pretrial jail inmates assigned to **Judge Martinez**, **88% of Black defendants (121 out of 136 on an average night)**, **56% of Hispanic White defendants (36 out of 65 on an average night)**, and **74% of non-Hispanic White defendants (44 out of 59 on an average night)** were detained in Harris County Jail because they couldn't afford money bail.

Judge Martinez's **racial difference in the share detained due to inability to pay for Black and Non-Hispanic White defendants** is among the **25% worst** in Harris County. Her **racial difference in the share detained due to inability to pay for Hispanic and Non-Hispanic White defendants** is among the **25% worst** in Harris County.

## Track Judge Martinez's Share Detained Due to Inability to Pay



This report uses jail population data provided by Harris County. Share detained due to inability to pay represents the percent of current pretrial jail inmates assigned to this judge who were detained because they couldn't afford money bail.

# HARRIS COUNTY FELONY PRETRIAL DETENTION REPORT

*Brought to you by the Texas Center for Justice and Equity and researchers at Harvard University*

January 23, 2022 - January 29, 2022



## Ana Martinez – 179<sup>th</sup> District Court

Among current pretrial jail inmates assigned to Judge Martinez:

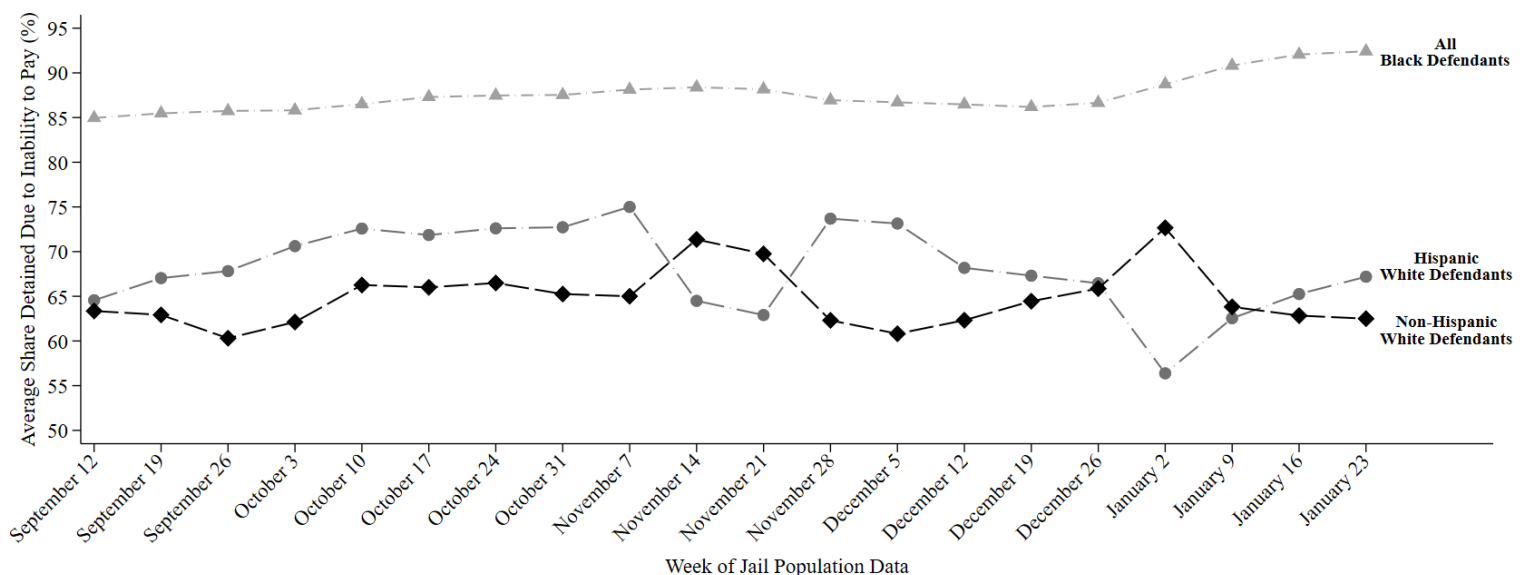
- **92% of Black defendants (122 out of 132)**
- **67% of Hispanic White defendants (25 out of 37)**
- **63% of non-Hispanic White defendants (44 out of 70)**

were detained per night based on inability to pay

Last week, among current pretrial jail inmates assigned to **Judge Martinez**, **92% of Black defendants (122 out of 132 on an average night)**, **67% of Hispanic White defendants (25 out of 37 on an average night)**, and **63% of non-Hispanic White defendants (44 out of 70 on an average night)** were detained in Harris County Jail because they couldn't afford money bail.

Judge Martinez's **racial difference in the share detained due to inability to pay for Black and Non-Hispanic White defendants** is among the **25% worst** in Harris County. Her **racial difference in the share detained due to inability to pay for Hispanic and Non-Hispanic White defendants** is among the **50% best** in Harris County.

## Track Judge Martinez's Share Detained Due to Inability to Pay



This report uses jail population data provided by Harris County. Share detained due to inability to pay represents the percent of current pretrial jail inmates assigned to this judge who were detained because they couldn't afford money bail.

# HARRIS COUNTY FELONY PRETRIAL DETENTION REPORT

*Brought to you by the Texas Center for Justice and Equity and researchers at Harvard University*

January 30, 2022 - February 5, 2022



## Ana Martinez – 179<sup>th</sup> District Court

Among current pretrial jail inmates assigned to Judge Martinez:

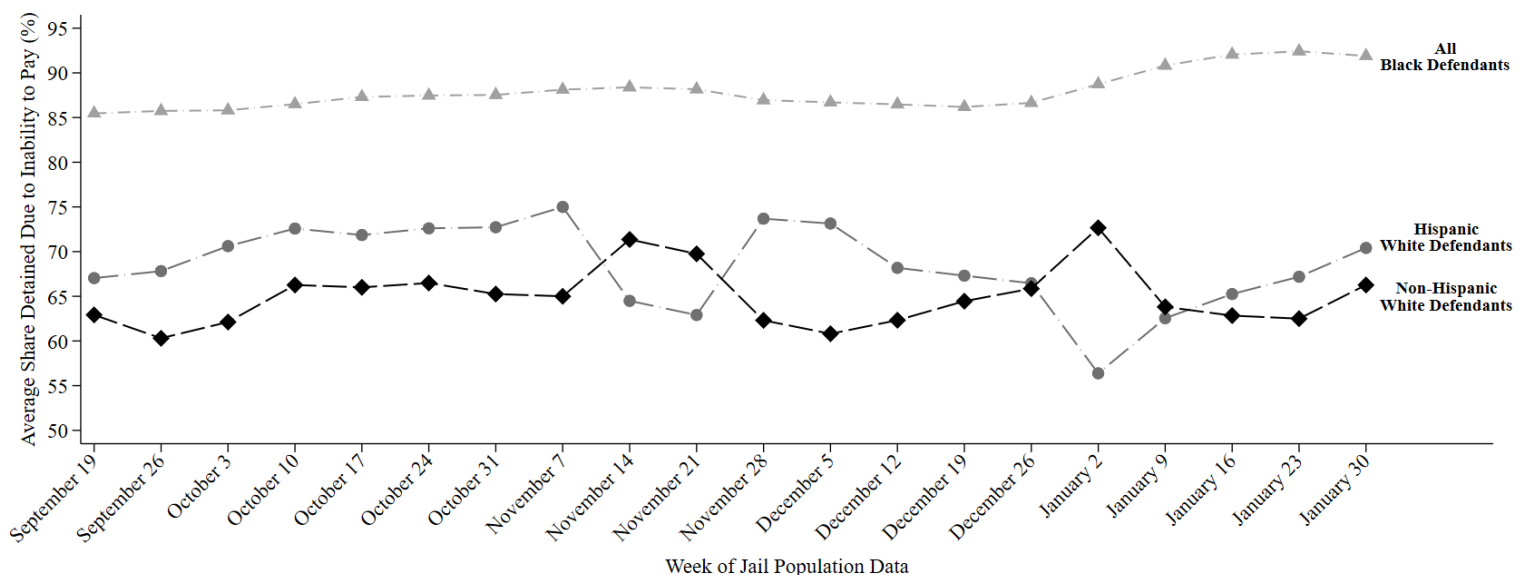
- **92% of Black defendants (123 out of 134)**
- **70% of Hispanic White defendants (27 out of 38)**
- **66% of non-Hispanic White defendants (47 out of 71)**

were detained per night based on inability to pay

Last week, among current pretrial jail inmates assigned to **Judge Martinez**, **92% of Black defendants (123 out of 134 on an average night)**, **70% of Hispanic White defendants (27 out of 38 on an average night)**, and **66% of non-Hispanic White defendants (47 out of 71 on an average night)** were detained in Harris County Jail because they couldn't afford money bail.

Judge Martinez's **racial difference in the share detained due to inability to pay for Black and Non-Hispanic White defendants** is among the **25% worst** in Harris County. Her **racial difference in the share detained due to inability to pay for Hispanic and Non-Hispanic White defendants** is among the **50% best** in Harris County.

## Track Judge Martinez's Share Detained Due to Inability to Pay



This report uses jail population data provided by Harris County. Share detained due to inability to pay represents the percent of current pretrial jail inmates assigned to this judge who were detained because they couldn't afford money bail.

# HARRIS COUNTY FELONY PRETRIAL DETENTION REPORT

Brought to you by the Texas Center for Justice and Equity and researchers at Harvard University

February 13, 2022 - February 19, 2022



## Ana Martinez – 179<sup>th</sup> District Court

Among current pretrial jail inmates assigned to Judge Martinez:

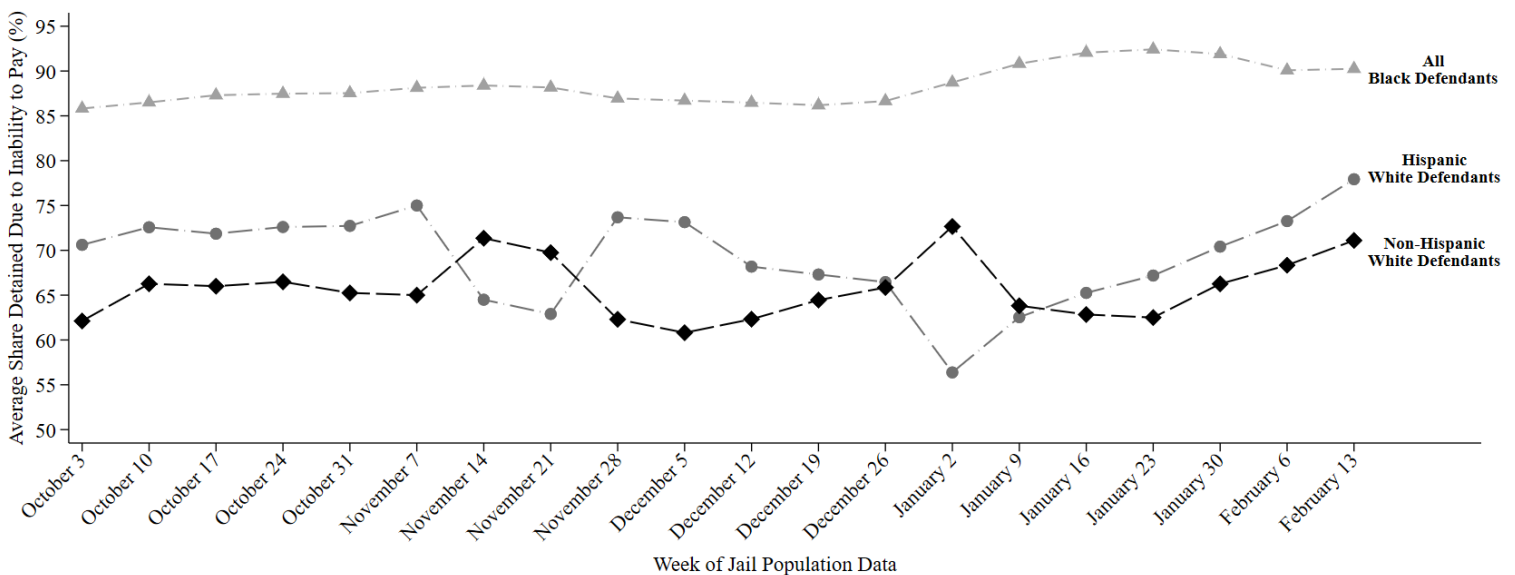
- **90% of Black defendants (126 out of 139)**
- **78% of Hispanic White defendants (32 out of 41)**
- **71% of non-Hispanic White defendants (54 out of 76)**

were detained per night based on inability to pay

Last week, among current pretrial jail inmates assigned to Judge Martinez, 90% of Black defendants (126 out of 139 on an average night), 78% of Hispanic White defendants (32 out of 41 on an average night), and 71% of non-Hispanic White defendants (54 out of 76 on an average night) were detained in Harris County Jail because they couldn't afford money bail.

Judge Martinez's racial difference in the share detained due to inability to pay for Black and Non-Hispanic White defendants is among the 50% worst in Harris County. Her racial difference in the share detained due to inability to pay for Hispanic and Non-Hispanic White defendants is among the 50% worst in Harris County.

### Track Judge Martinez's Share Detained Due to Inability to Pay



This report uses jail population data provided by Harris County. Share detained due to inability to pay represents the percent of current pretrial jail inmates assigned to this judge who were detained because they couldn't afford money bail.

# HARRIS COUNTY FELONY PRETRIAL DETENTION REPORT

*Brought to you by the Texas Center for Justice and Equity and researchers at Harvard University*

February 20, 2022 - February 26, 2022



## Ana Martinez – 179<sup>th</sup> District Court

Among current pretrial jail inmates assigned to Judge Martinez:

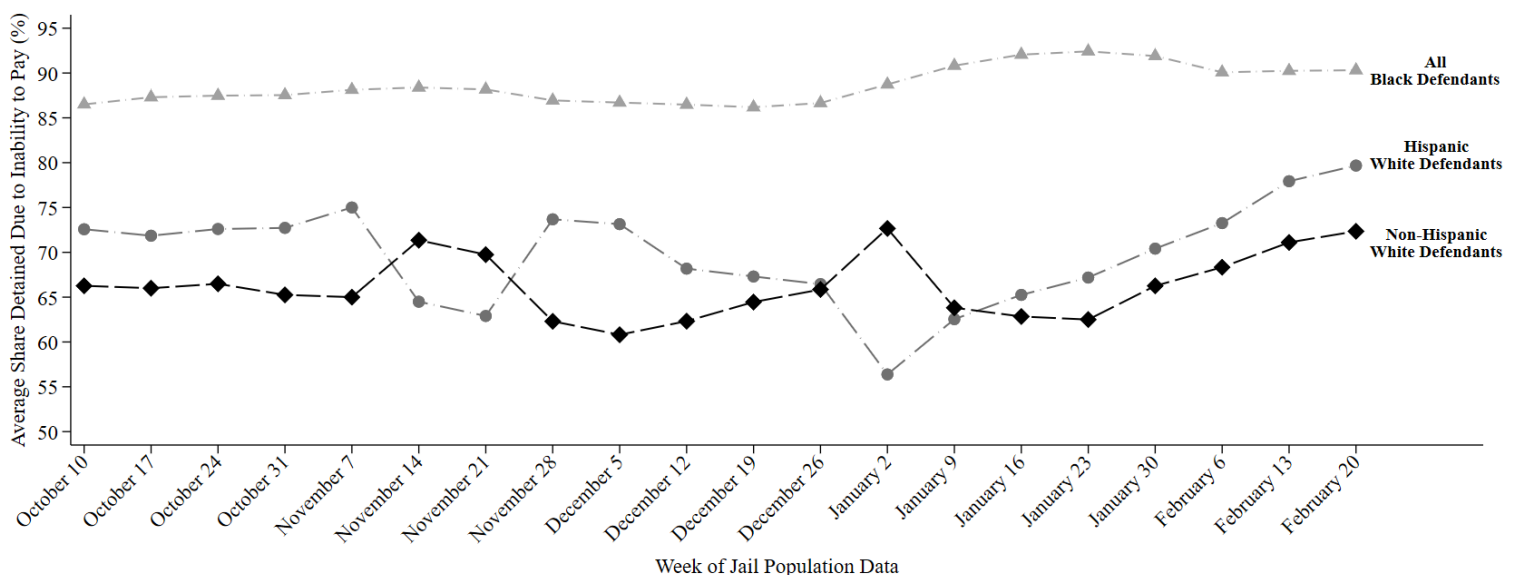
- **90% of Black defendants (124 out of 137)**
- **80% of Hispanic White defendants (35 out of 44)**
- **72% of non-Hispanic White defendants (59 out of 82)**

were detained per night based on inability to pay

Last week, among current pretrial jail inmates assigned to Judge Martinez, 90% of Black defendants (124 out of 137 on an average night), 80% of Hispanic White defendants (35 out of 44 on an average night), and 72% of non-Hispanic White defendants (59 out of 82 on an average night) were detained in Harris County Jail because they couldn't afford money bail.

Judge Martinez's racial difference in the share detained due to inability to pay for Black and Non-Hispanic White defendants is among the 50% worst in Harris County. Her racial difference in the share detained due to inability to pay for Hispanic and Non-Hispanic White defendants is among the 50% worst in Harris County.

## Track Judge Martinez's Share Detained Due to Inability to Pay



This report uses jail population data provided by Harris County. Share detained due to inability to pay represents the percent of current pretrial jail inmates assigned to this judge who were detained because they couldn't afford money bail.

# HARRIS COUNTY FELONY PRETRIAL DETENTION REPORT

*Brought to you by the Texas Center for Justice and Equity and researchers at Harvard University*

March 6, 2022 - March 12, 2022



## Ana Martinez – 179<sup>th</sup> District Court

Among current pretrial jail inmates assigned to Judge Martinez:

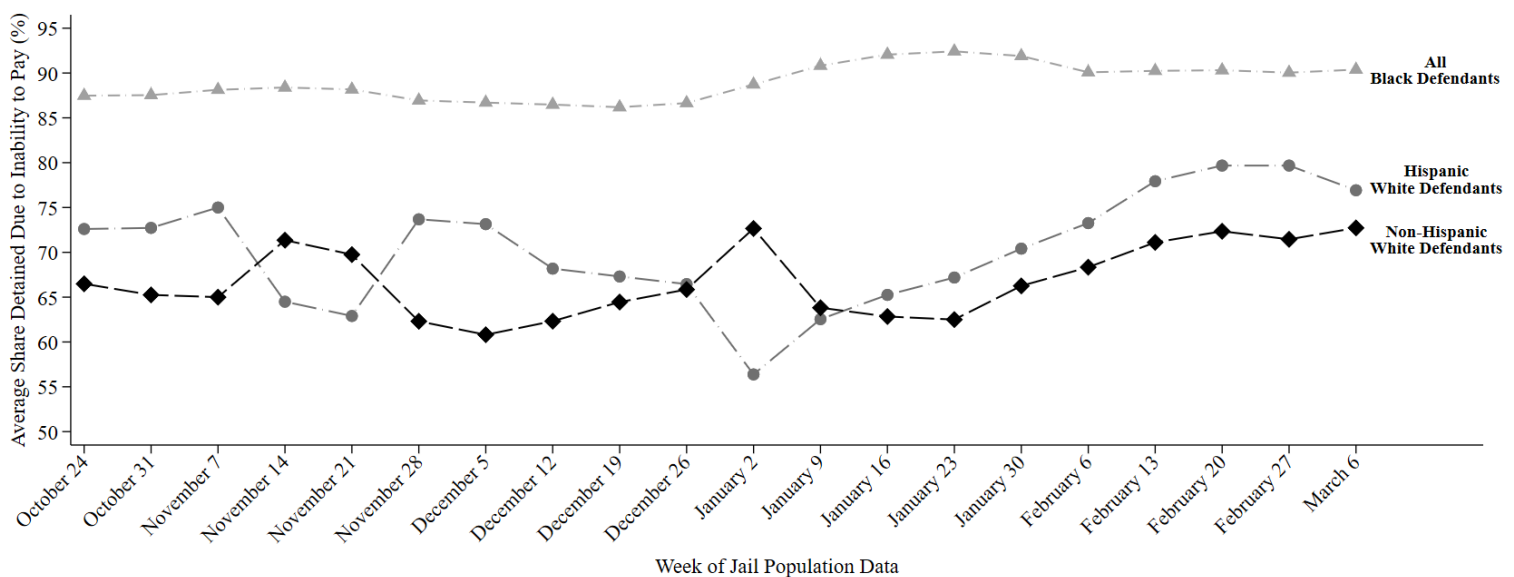
- **90% of Black defendants (126 out of 140)**
- **77% of Hispanic White defendants (36 out of 46)**
- **73% of non-Hispanic White defendants (62 out of 85)**

were detained per night based on inability to pay

Last week, among current pretrial jail inmates assigned to Judge Martinez, 90% of Black defendants (126 out of 140 on an average night), 77% of Hispanic White defendants (36 out of 46 on an average night), and 73% of non-Hispanic White defendants (62 out of 85 on an average night) were detained in Harris County Jail because they couldn't afford money bail.

Judge Martinez's racial difference in the share detained due to inability to pay for Black and Non-Hispanic White defendants is among the 50% worst in Harris County. Her racial difference in the share detained due to inability to pay for Hispanic and Non-Hispanic White defendants is among the 50% best in Harris County.

## Track Judge Martinez's Share Detained Due to Inability to Pay



This report uses jail population data provided by Harris County. Share detained due to inability to pay represents the percent of current pretrial jail inmates assigned to this judge who were detained because they couldn't afford money bail.



# HARRIS COUNTY FELONY PRETRIAL DETENTION REPORT

Brought to you by the Texas Center for Justice and Equity and researchers at Harvard University

March 20, 2022 - March 26, 2022



## Ana Martinez – 179<sup>th</sup> District Court

Among current pretrial jail inmates assigned to Judge Martinez:

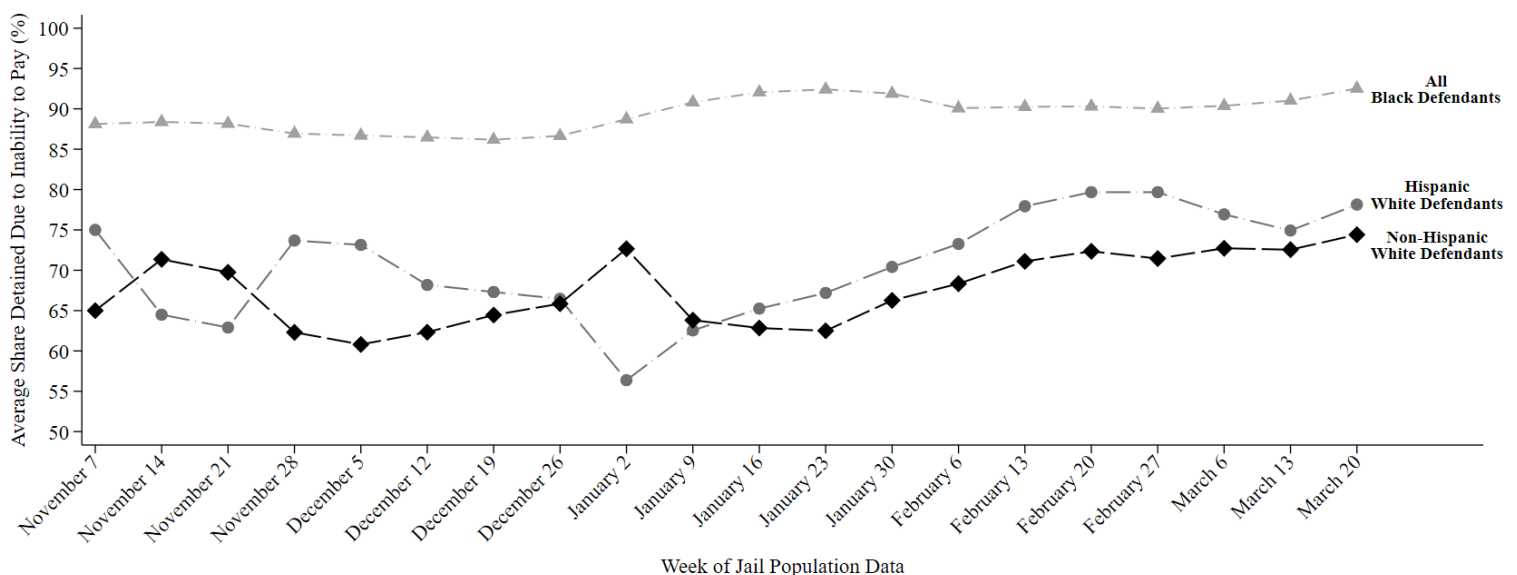
- **93% of Black defendants (133 out of 143)**
- **78% of Hispanic White defendants (37 out of 48)**
- **74% of non-Hispanic White defendants (68 out of 92)**

were detained per night based on inability to pay

Last week, among current pretrial jail inmates assigned to **Judge Martinez**, **93% of Black defendants (133 out of 143 on an average night)**, **78% of Hispanic White defendants (37 out of 48 on an average night)**, and **74% of non-Hispanic White defendants (68 out of 92 on an average night)** were detained in Harris County Jail because they couldn't afford money bail.

Judge Martinez's **racial difference in the share detained due to inability to pay for Black and Non-Hispanic White defendants** is among the **50% worst** in Harris County. Her **racial difference in the share detained due to inability to pay for Hispanic and Non-Hispanic White defendants** is among the **50% best** in Harris County.

## Track Judge Martinez's Share Detained Due to Inability to Pay



This report uses jail population data provided by Harris County. Share detained due to inability to pay represents the percent of current pretrial jail inmates assigned to this judge who were detained because they couldn't afford money bail.



# HARRIS COUNTY FELONY PRETRIAL DETENTION REPORT

*Brought to you by the Texas Center for Justice and Equity and researchers at Harvard University*

March 27, 2022 - April 1, 2022



## Ana Martinez – 179<sup>th</sup> District Court

Among current pretrial jail inmates assigned to Judge Martinez:

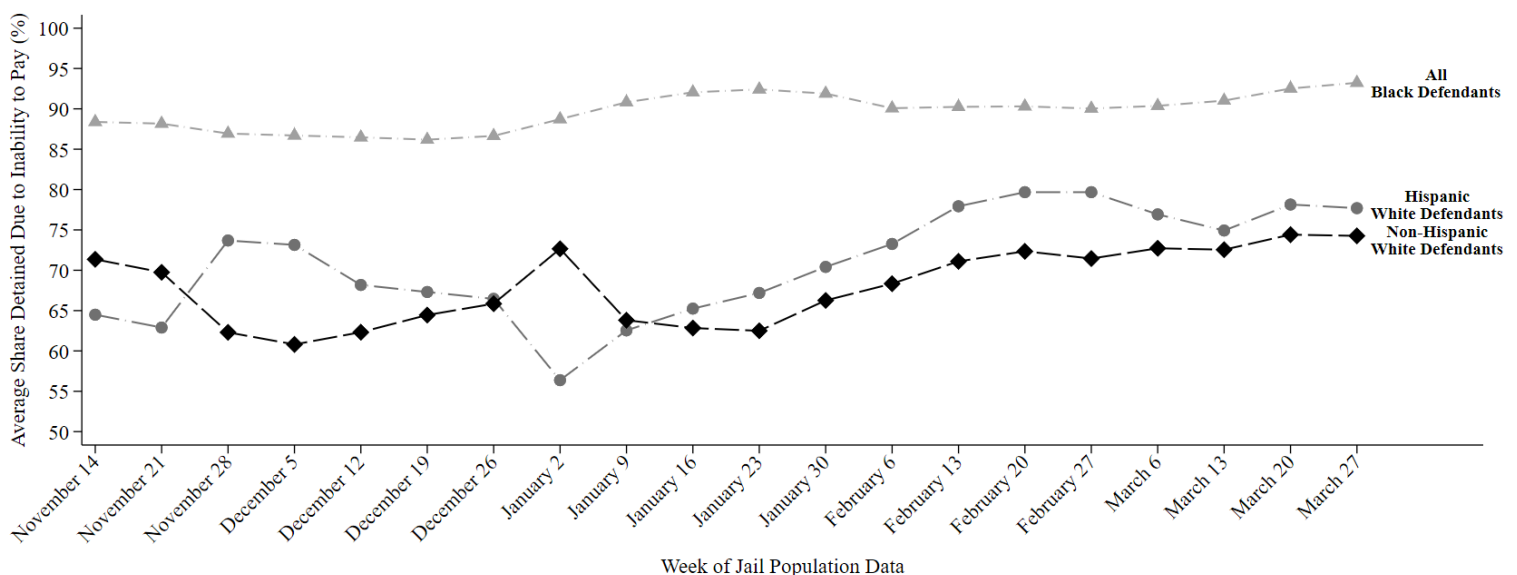
- **93% of Black defendants (138 out of 148)**
- **78% of Hispanic White defendants (35 out of 45)**
- **74% of non-Hispanic White defendants (72 out of 97)**

were detained per night based on inability to pay

Last week, among current pretrial jail inmates assigned to **Judge Martinez**, **93% of Black defendants (138 out of 148 on an average night)**, **78% of Hispanic White defendants (35 out of 45 on an average night)**, and **74% of non-Hispanic White defendants (72 out of 97 on an average night)** were detained in Harris County Jail because they couldn't afford money bail.

Judge Martinez's **racial difference in the share detained due to inability to pay for Black and Non-Hispanic White defendants** is among the **50% worst** in Harris County. Her **racial difference in the share detained due to inability to pay for Hispanic and Non-Hispanic White defendants** is among the **25% best** in Harris County.

## Track Judge Martinez's Share Detained Due to Inability to Pay



This report uses jail population data provided by Harris County. Share detained due to inability to pay represents the percent of current pretrial jail inmates assigned to this judge who were detained because they couldn't afford money bail.

# HARRIS COUNTY FELONY PRETRIAL DETENTION REPORT

*Brought to you by the Texas Center for Justice and Equity and researchers at Harvard University*

April 3, 2022 - April 9, 2022



## Ana Martinez – 179<sup>th</sup> District Court

Among current pretrial jail inmates assigned to Judge Martinez:

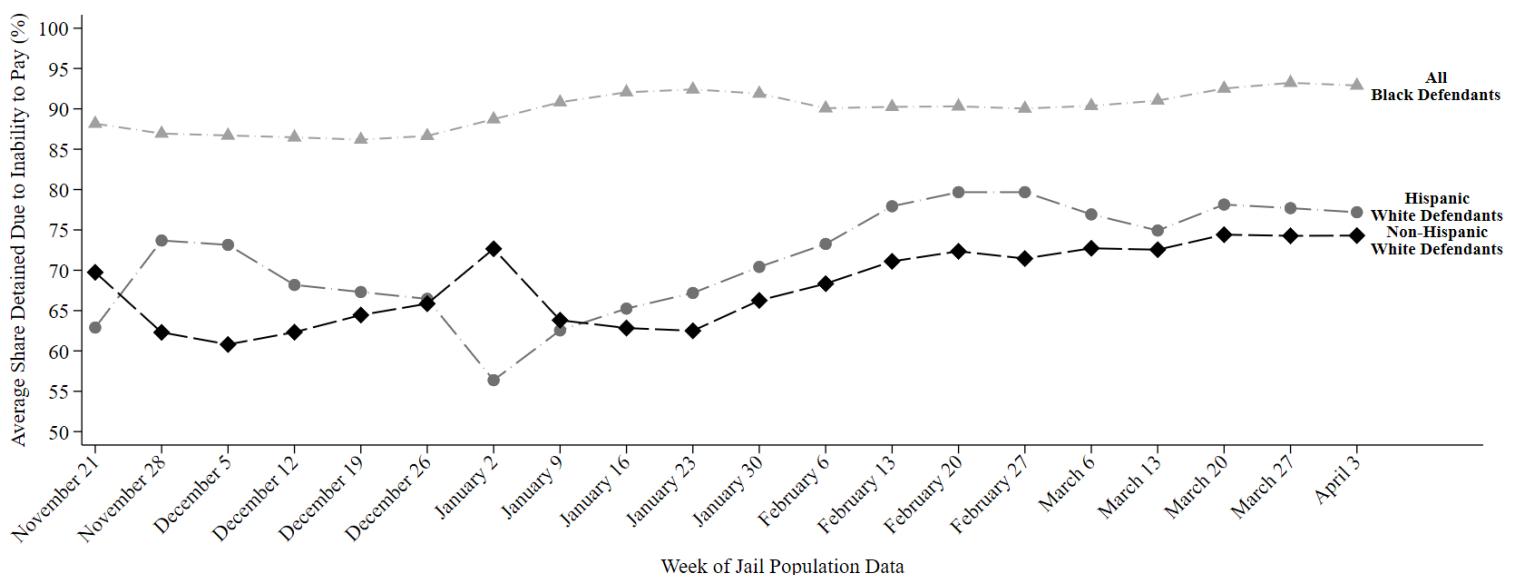
- **93% of Black defendants (138 out of 149)**
- **77% of Hispanic White defendants (35 out of 46)**
- **74% of non-Hispanic White defendants (72 out of 97)**

were detained per night based on inability to pay

Last week, among current pretrial jail inmates assigned to **Judge Martinez**, **93% of Black defendants (138 out of 149 on an average night)**, **77% of Hispanic White defendants (35 out of 46 on an average night)**, and **74% of non-Hispanic White defendants (72 out of 97 on an average night)** were detained in Harris County Jail because they couldn't afford money bail.

Judge Martinez's **racial difference in the share detained due to inability to pay for Black and Non-Hispanic White defendants** is among the **50% worst** in Harris County. Her **racial difference in the share detained due to inability to pay for Hispanic and Non-Hispanic White defendants** is among the **25% best** in Harris County.

## Track Judge Martinez's Share Detained Due to Inability to Pay



This report uses jail population data provided by Harris County. Share detained due to inability to pay represents the percent of current pretrial jail inmates assigned to this judge who were detained because they couldn't afford money bail.

# HARRIS COUNTY FELONY PRETRIAL DETENTION REPORT

*Brought to you by the Texas Center for Justice and Equity and researchers at Harvard University*

April 10, 2022 - April 16, 2022



## Ana Martinez – 179<sup>th</sup> District Court

Among current pretrial jail inmates assigned to Judge Martinez:

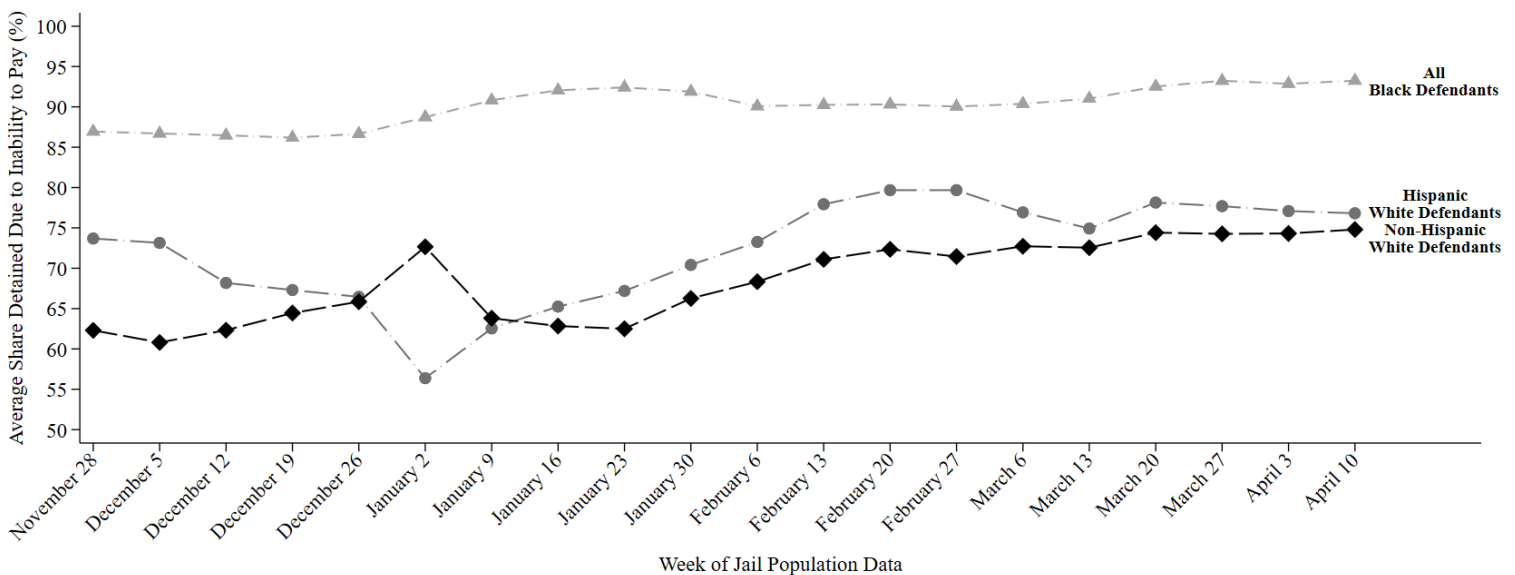
- **93% of Black defendants (139 out of 149)**
- **77% of Hispanic White defendants (33 out of 43)**
- **75% of non-Hispanic White defendants (72 out of 96)**

were detained per night based on inability to pay

Last week, among current pretrial jail inmates assigned to **Judge Martinez**, **93% of Black defendants (139 out of 149 on an average night)**, **77% of Hispanic White defendants (33 out of 43 on an average night)**, and **75% of non-Hispanic White defendants (72 out of 96 on an average night)** were detained in Harris County Jail because they couldn't afford money bail.

Judge Martinez's **racial difference in the share detained due to inability to pay for Black and Non-Hispanic White defendants** is among the **50% worst** in Harris County. Her **racial difference in the share detained due to inability to pay for Hispanic and Non-Hispanic White defendants** is among the **25% best** in Harris County.

## Track Judge Martinez's Share Detained Due to Inability to Pay



This report uses jail population data provided by Harris County. Share detained due to inability to pay represents the percent of current pretrial jail inmates assigned to this judge who were detained because they couldn't afford money bail.

# HARRIS COUNTY FELONY PRETRIAL DETENTION REPORT

Brought to you by the Texas Center for Justice and Equity and researchers at Harvard University

April 17, 2022 - April 23, 2022



## Ana Martinez – 179<sup>th</sup> District Court

Among current pretrial jail inmates assigned to Judge Martinez:

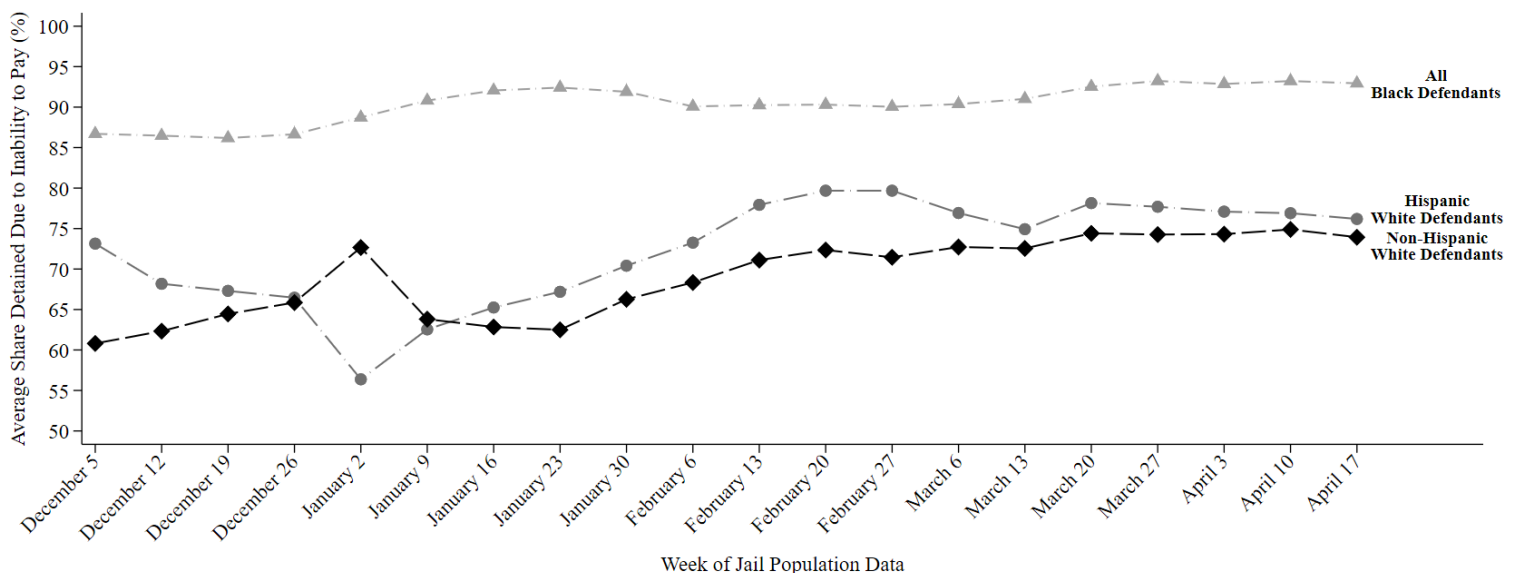
- **93% of Black defendants (142 out of 152)**
- **76% of Hispanic White defendants (32 out of 42)**
- **74% of non-Hispanic White defendants (69 out of 94)**

were detained per night based on inability to pay

Last week, among current pretrial jail inmates assigned to Judge Martinez, **93% of Black defendants (142 out of 152 on an average night)**, **76% of Hispanic White defendants (32 out of 42 on an average night)**, and **74% of non-Hispanic White defendants (69 out of 94 on an average night)** were detained in Harris County Jail because they couldn't afford money bail.

Judge Martinez's **racial difference in the share detained due to inability to pay for Black and Non-Hispanic White defendants** is among the **50% worst** in Harris County. Her **racial difference in the share detained due to inability to pay for Hispanic and Non-Hispanic White defendants** is among the **50% best** in Harris County.

## Track Judge Martinez's Share Detained Due to Inability to Pay



This report uses jail population data provided by Harris County. Share detained due to inability to pay represents the percent of current pretrial jail inmates assigned to this judge who were detained because they couldn't afford money bail.

# HARRIS COUNTY FELONY PRETRIAL DETENTION REPORT

*Brought to you by the Texas Center for Justice and Equity and researchers at Harvard University*

April 24, 2022 - April 30, 2022



## Ana Martinez – 179<sup>th</sup> District Court

Among current pretrial jail inmates assigned to Judge Martinez:

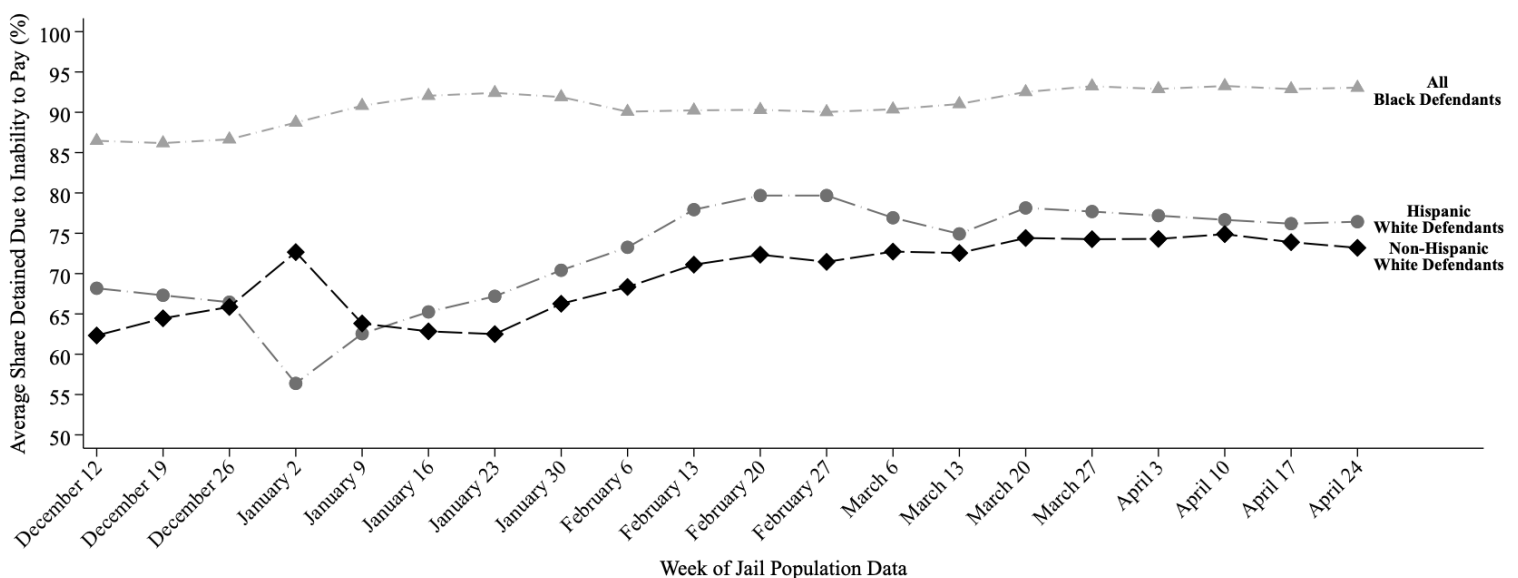
- **93% of Black defendants (142 out of 152)**
- **76% of Hispanic White defendants (32 out of 42)**
- **73% of non-Hispanic White defendants (71 out of 97)**

were detained per night based on inability to pay

Last week, among current pretrial jail inmates assigned to **Judge Martinez**, **93% of Black defendants (142 out of 152 on an average night)**, **76% of Hispanic White defendants (32 out of 42 on an average night)**, and **73% of non-Hispanic White defendants (71 out of 97 on an average night)** were detained in Harris County Jail because they couldn't afford money bail.

Judge Martinez's **racial difference in the share detained due to inability to pay for Black and Non-Hispanic White defendants** is among the **50% worst** in Harris County. Her **racial difference in the share detained due to inability to pay for Hispanic and Non-Hispanic White defendants** is among the **50% best** in Harris County.

## Track Judge Martinez's Share Detained Due to Inability to Pay



This report uses jail population data provided by Harris County. Share detained due to inability to pay represents the percent of current pretrial jail inmates assigned to this judge who were detained because they couldn't afford money bail.

# HARRIS COUNTY FELONY PRETRIAL DETENTION REPORT

*Brought to you by the Texas Center for Justice and Equity and researchers at Harvard University*

May 8, 2022 - May 14, 2022



## Ana Martinez – 179<sup>th</sup> District Court

Among current pretrial jail inmates assigned to Judge Martinez:

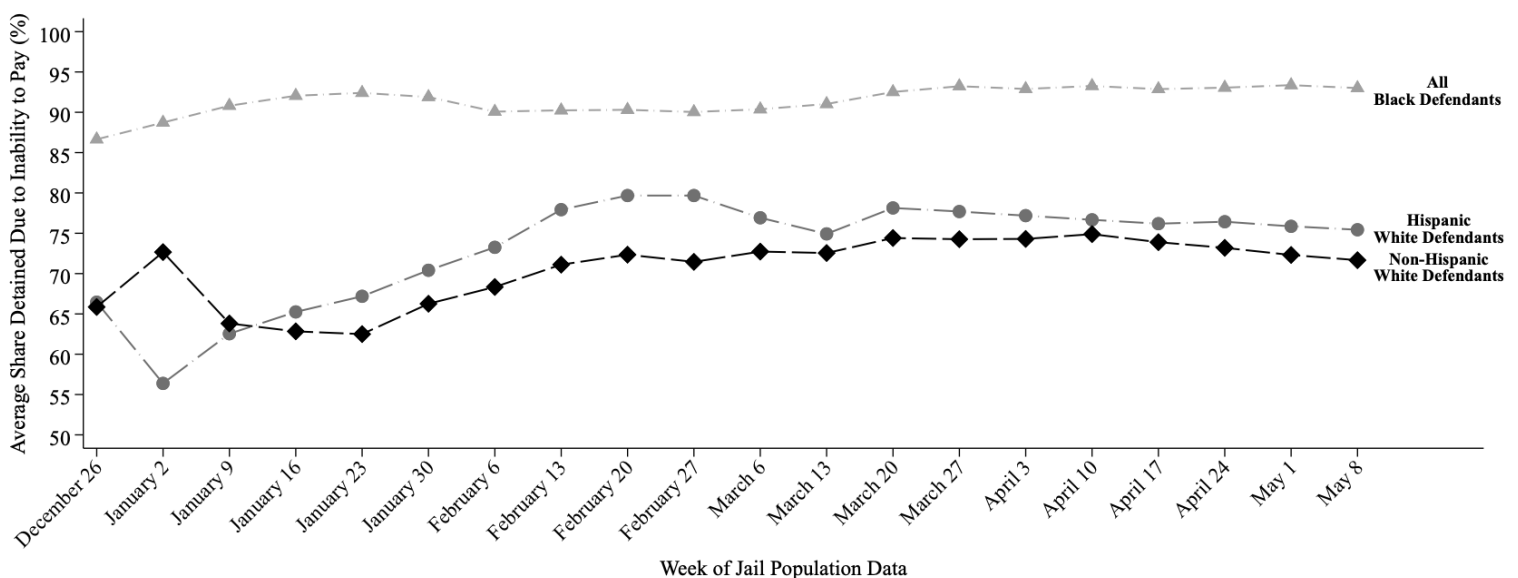
- **93% of Black defendants (133 out of 143)**
- **75% of Hispanic White defendants (31 out of 41)**
- **72% of non-Hispanic White defendants (68 out of 95)**

were detained per night based on inability to pay

Last week, among current pretrial jail inmates assigned to **Judge Martinez**, **93% of Black defendants (133 out of 143 on an average night)**, **75% of Hispanic White defendants (31 out of 41 on an average night)**, and **72% of non-Hispanic White defendants (68 out of 95 on an average night)** were detained in Harris County Jail because they couldn't afford money bail.

Judge Martinez's **racial difference in the share detained due to inability to pay for Black and Non-Hispanic White defendants** is among the **25% worst** in Harris County. Her **racial difference in the share detained due to inability to pay for Hispanic and Non-Hispanic White defendants** is among the **50% best** in Harris County.

## Track Judge Martinez's Share Detained Due to Inability to Pay



This report uses jail population data provided by Harris County. Share detained due to inability to pay represents the percent of current pretrial jail inmates assigned to this judge who were detained because they couldn't afford money bail.



# HARRIS COUNTY FELONY PRETRIAL DETENTION REPORT

Brought to you by the Texas Center for Justice and Equity and researchers at Harvard University

June 5, 2022 - June 11, 2022



## Ana Martinez – 179<sup>th</sup> District Court

Among current pretrial jail inmates assigned to Judge Martinez:

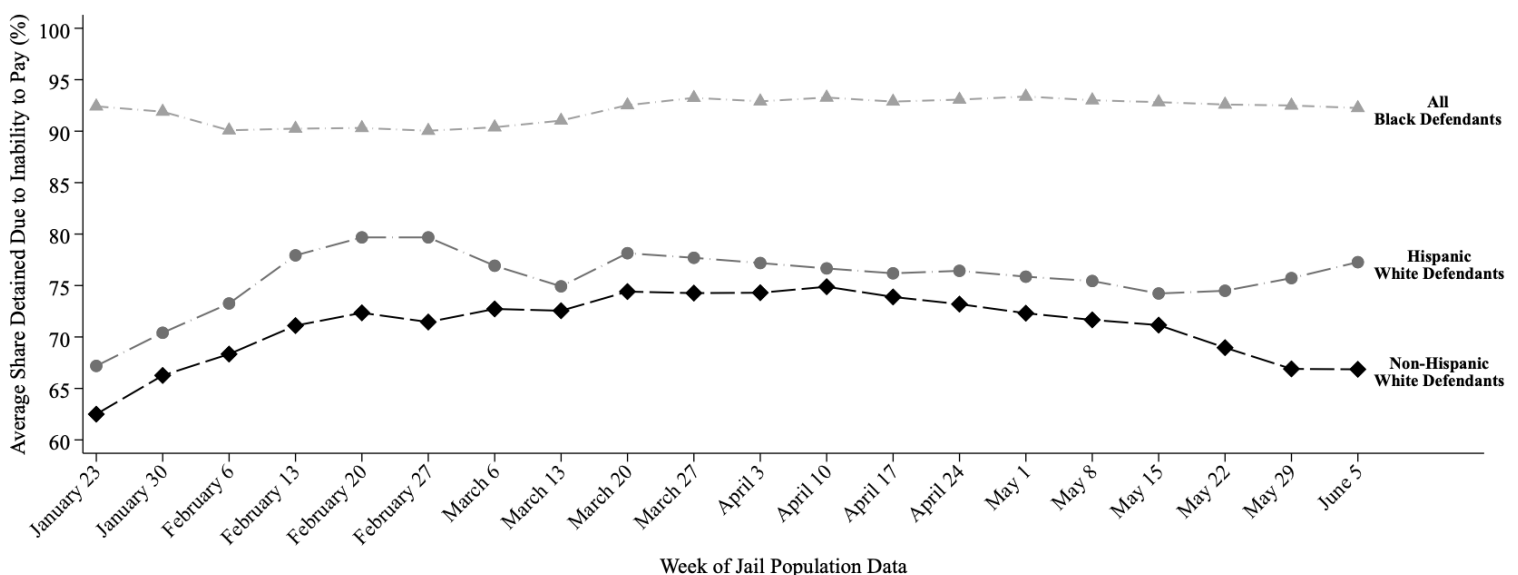
- **92% of Black defendants (131 out of 142)**
- **77% of Hispanic White defendants (27 out of 35)**
- **67% of non-Hispanic White defendants (69 out of 103)**

were detained per night based on inability to pay

Last week, among current pretrial jail inmates assigned to **Judge Martinez**, **92% of Black defendants (131 out of 142 on an average night)**, **77% of Hispanic White defendants (27 out of 35 on an average night)**, and **67% of non-Hispanic White defendants (69 out of 103 on an average night)** were detained in Harris County Jail because they couldn't afford money bail.

Judge Martinez's **racial difference in the share detained due to inability to pay for Black and Non-Hispanic White defendants** is among the **25% worst** in Harris County. Her **racial difference in the share detained due to inability to pay for Hispanic and Non-Hispanic White defendants** is among the **25% worst** in Harris County.

## Track Judge Martinez's Share Detained Due to Inability to Pay



This report uses jail population data provided by Harris County. Share detained due to inability to pay represents the percent of current pretrial jail inmates assigned to this judge who were detained because they couldn't afford money bail.

# HARRIS COUNTY FELONY PRETRIAL DETENTION REPORT

*Brought to you by the Texas Center for Justice and Equity and researchers at Harvard University*

June 19, 2022 - June 25, 2022



## Ana Martinez – 179<sup>th</sup> District Court

Among current pretrial jail inmates assigned to Judge Martinez:

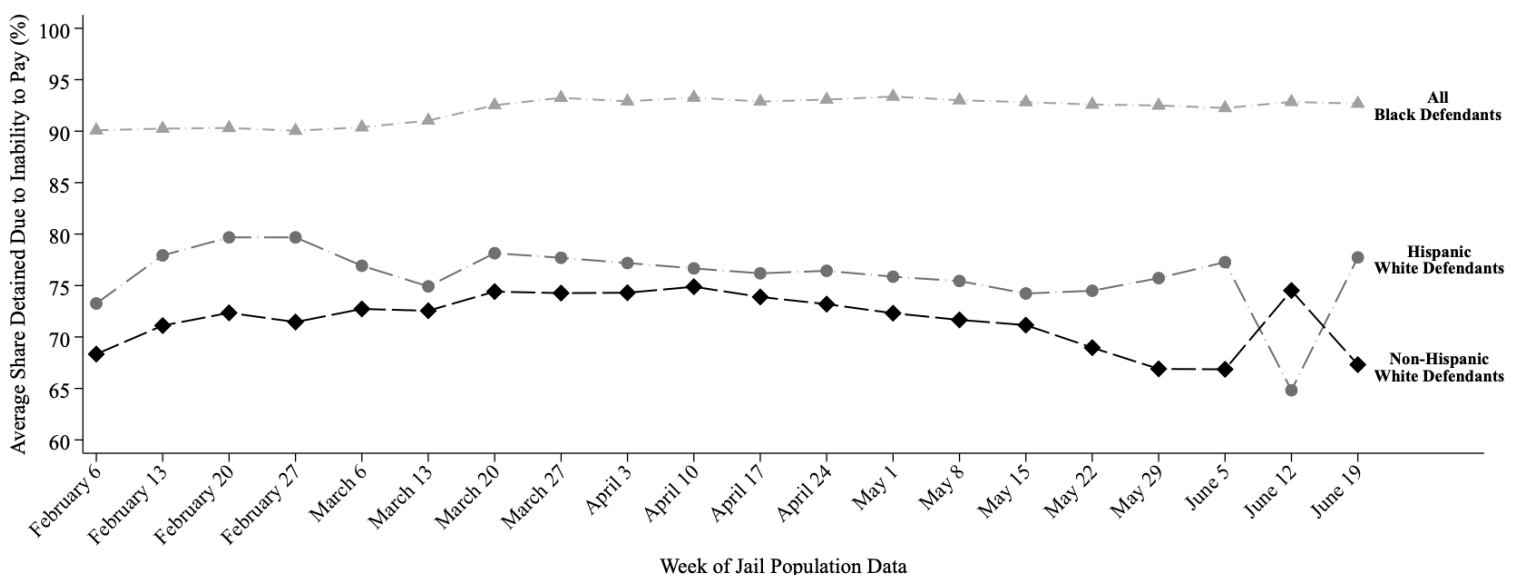
- **93% of Black defendants (132 out of 142)**
- **78% of Hispanic White defendants (28 out of 37)**
- **67% of non-Hispanic White defendants (64 out of 96)**

were detained per night based on inability to pay

Last week, among current pretrial jail inmates assigned to **Judge Martinez**, **93% of Black defendants (132 out of 142 on an average night)**, **78% of Hispanic White defendants (28 out of 37 on an average night)**, and **67% of non-Hispanic White defendants (64 out of 96 on an average night)** were detained in Harris County Jail because they couldn't afford money bail.

Judge Martinez's **racial difference in the share detained due to inability to pay for Black and Non-Hispanic White defendants** is among the **25% worst** in Harris County. Her **racial difference in the share detained due to inability to pay for Hispanic and Non-Hispanic White defendants** is among the **25% worst** in Harris County.

## Track Judge Martinez's Share Detained Due to Inability to Pay



This report uses jail population data provided by Harris County. Share detained due to inability to pay represents the percent of current pretrial jail inmates assigned to this judge who were detained because they couldn't afford money bail.

# HARRIS COUNTY FELONY PRETRIAL DETENTION REPORT

*Brought to you by the Texas Center for Justice and Equity and researchers at Harvard University*

July 3, 2022 - July 9, 2022



## Ana Martinez – 179<sup>th</sup> District Court

Among current pretrial jail inmates assigned to Judge Martinez:

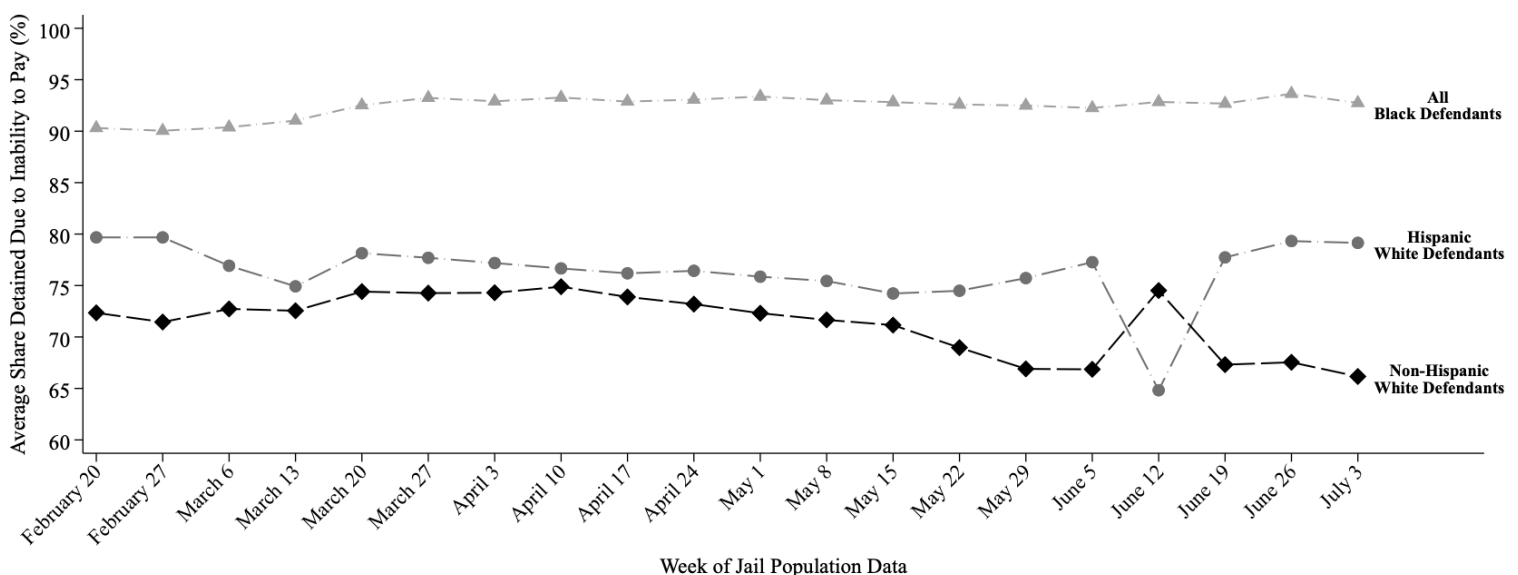
- **93% of Black defendants (141 out of 152)**
- **79% of Hispanic White defendants (27 out of 34)**
- **66% of non-Hispanic White defendants (69 out of 104)**

were detained per night based on inability to pay

Last week, among current pretrial jail inmates assigned to **Judge Martinez**, **93% of Black defendants (141 out of 152 on an average night)**, **79% of Hispanic White defendants (27 out of 34 on an average night)**, and **66% of non-Hispanic White defendants (69 out of 104 on an average night)** were detained in Harris County Jail because they couldn't afford money bail.

Judge Martinez's **racial difference in the share detained due to inability to pay for Black and Non-Hispanic White defendants** is among the **25% worst** in Harris County. Her **racial difference in the share detained due to inability to pay for Hispanic and Non-Hispanic White defendants** is among the **25% worst** in Harris County.

## Track Judge Martinez's Share Detained Due to Inability to Pay



This report uses jail population data provided by Harris County. Share detained due to inability to pay represents the percent of current pretrial jail inmates assigned to this judge who were detained because they couldn't afford money bail.

# HARRIS COUNTY FELONY PRETRIAL DETENTION REPORT

*Brought to you by the Texas Center for Justice and Equity and researchers at Harvard University*

July 10, 2022 - July 16, 2022



## Ana Martinez – 179<sup>th</sup> District Court

Among current pretrial jail inmates assigned to Judge Martinez:

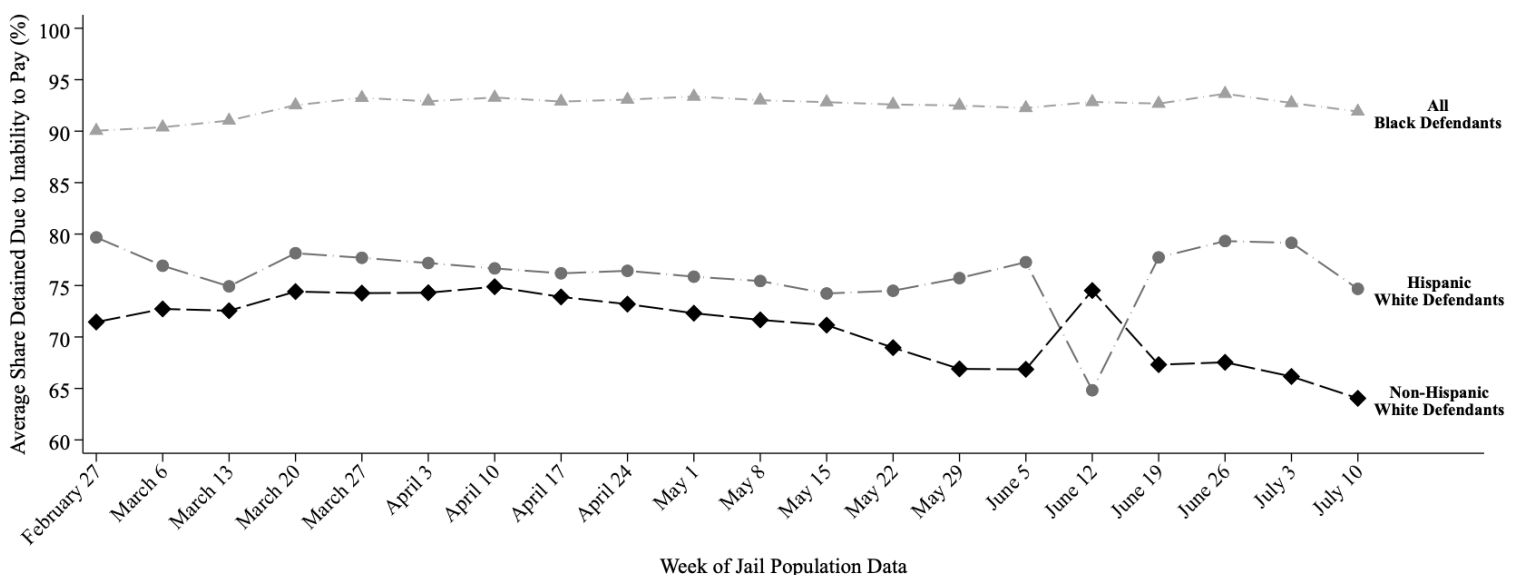
- **92% of Black defendants (140 out of 152)**
- **75% of Hispanic White defendants (25 out of 33)**
- **64% of non-Hispanic White defendants (64 out of 100)**

were detained per night based on inability to pay

Last week, among current pretrial jail inmates assigned to Judge Martinez, 92% of Black defendants (140 out of 152 on an average night), 75% of Hispanic White defendants (25 out of 33 on an average night), and 64% of non-Hispanic White defendants (64 out of 100 on an average night) were detained in Harris County Jail because they couldn't afford money bail.

Judge Martinez's racial difference in the share detained due to inability to pay for Black and Non-Hispanic White defendants is among the 25% worst in Harris County. Her racial difference in the share detained due to inability to pay for Hispanic and Non-Hispanic White defendants is among the 25% worst in Harris County.

## Track Judge Martinez's Share Detained Due to Inability to Pay



This report uses jail population data provided by Harris County. Share detained due to inability to pay represents the percent of current pretrial jail inmates assigned to this judge who were detained because they couldn't afford money bail.

# HARRIS COUNTY FELONY PRETRIAL DETENTION REPORT

*Brought to you by the Texas Center for Justice and Equity and researchers at Harvard University*

July 17, 2022 - July 23, 2022



## Ana Martinez – 179<sup>th</sup> District Court

Among current pretrial jail inmates assigned to Judge Martinez:

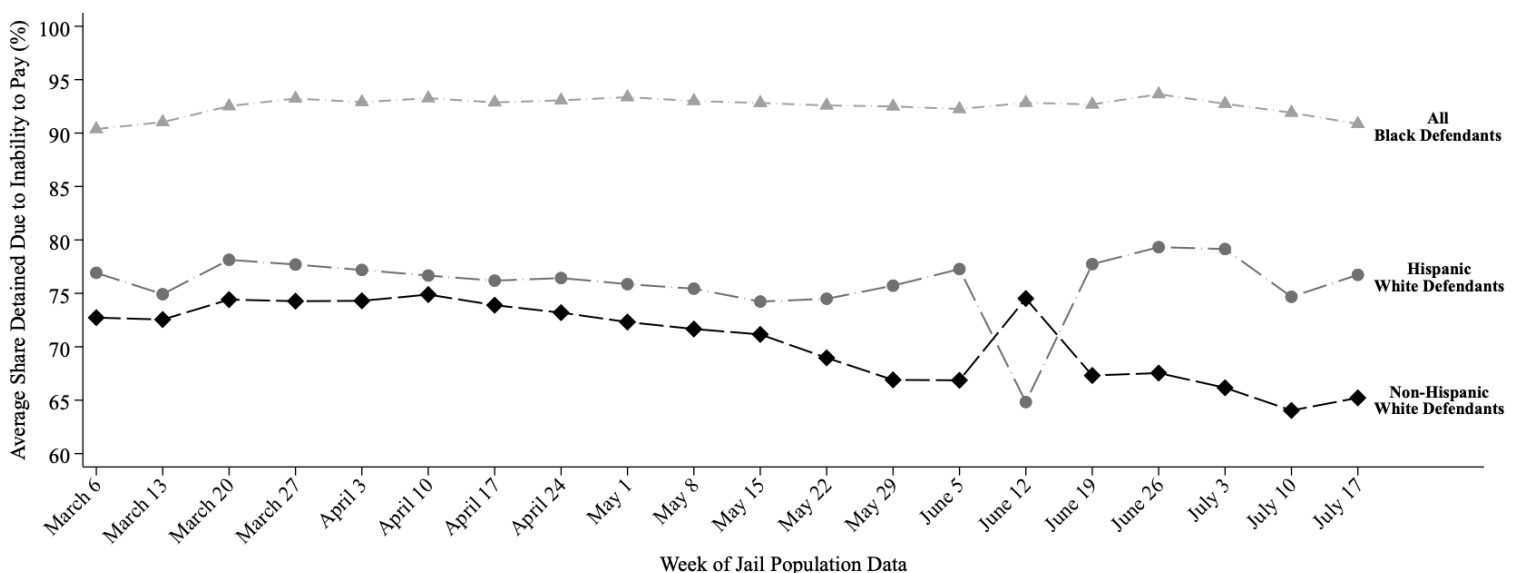
- **91% of Black defendants (136 out of 150)**
- **77% of Hispanic White defendants (26 out of 34)**
- **65% of non-Hispanic White defendants (65 out of 100)**

were detained per night based on inability to pay

Last week, among current pretrial jail inmates assigned to **Judge Martinez**, **91% of Black defendants (136 out of 150 on an average night)**, **77% of Hispanic White defendants (26 out of 34 on an average night)**, and **65% of non-Hispanic White defendants (65 out of 100 on an average night)** were detained in Harris County Jail because they couldn't afford money bail.

Judge Martinez's **racial difference in the share detained due to inability to pay for Black and Non-Hispanic White defendants** is among the **25% worst** in Harris County. Her **racial difference in the share detained due to inability to pay for Hispanic and Non-Hispanic White defendants** is among the **25% worst** in Harris County.

## Track Judge Martinez's Share Detained Due to Inability to Pay



This report uses jail population data provided by Harris County. Share detained due to inability to pay represents the percent of current pretrial jail inmates assigned to this judge who were detained because they couldn't afford money bail.

# HARRIS COUNTY FELONY PRETRIAL DETENTION REPORT

*Brought to you by the Texas Center for Justice and Equity and researchers at Harvard University*

July 24, 2022 - July 30, 2022



## Ana Martinez – 179<sup>th</sup> District Court

Among current pretrial jail inmates assigned to Judge Martinez:

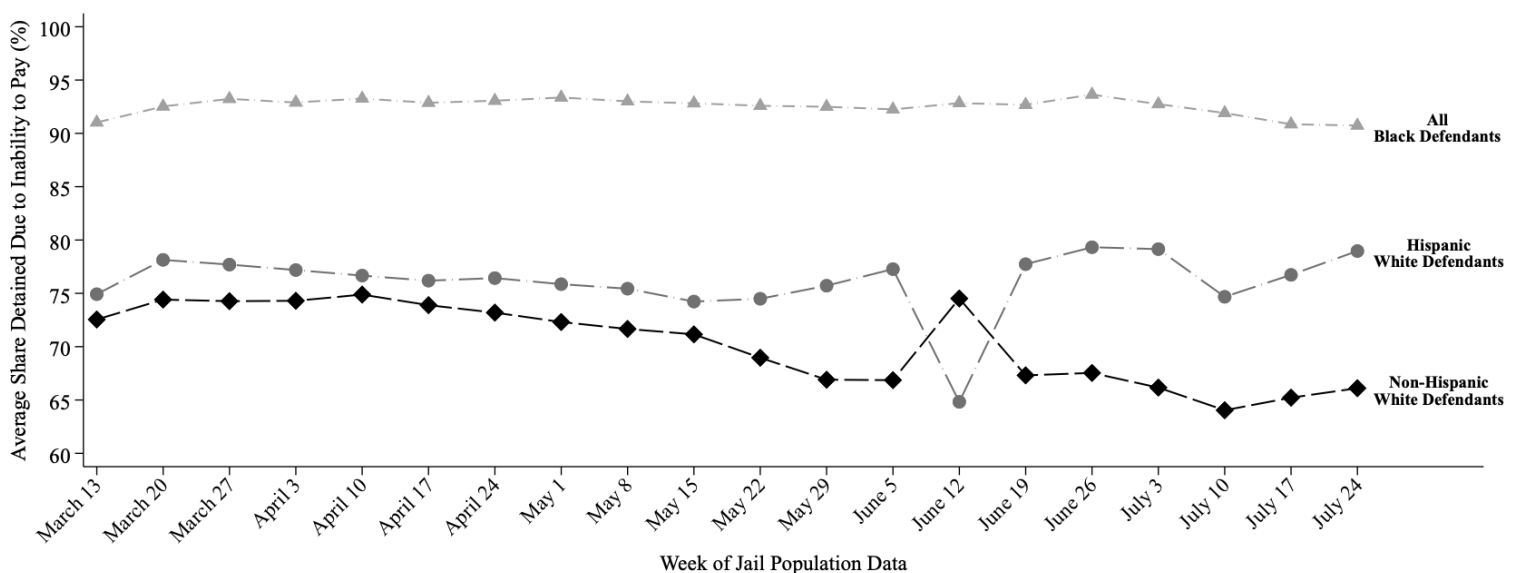
- **91% of Black defendants (132 out of 145)**
- **79% of Hispanic White defendants (26 out of 33)**
- **66% of non-Hispanic White defendants (67 out of 102)**

were detained per night based on inability to pay

Last week, among current pretrial jail inmates assigned to Judge Martinez, 91% of Black defendants (132 out of 145 on an average night), 79% of Hispanic White defendants (26 out of 33 on an average night), and 66% of non-Hispanic White defendants (67 out of 102 on an average night) were detained in Harris County Jail because they couldn't afford money bail.

Judge Martinez's racial difference in the share detained due to inability to pay for Black and Non-Hispanic White defendants is among the 25% worst in Harris County. Her racial difference in the share detained due to inability to pay for Hispanic and Non-Hispanic White defendants is among the 25% worst in Harris County.

## Track Judge Martinez's Share Detained Due to Inability to Pay



This report uses jail population data provided by Harris County. Share detained due to inability to pay represents the percent of current pretrial jail inmates assigned to this judge who were detained because they couldn't afford money bail.



# HARRIS COUNTY FELONY PRETRIAL DETENTION REPORT

*Brought to you by the Texas Center for Justice and Equity and researchers at Harvard University*

August 7, 2022 - August 13, 2022



## Ana Martinez – 179<sup>th</sup> District Court

Among current pretrial jail inmates assigned to Judge Martinez:

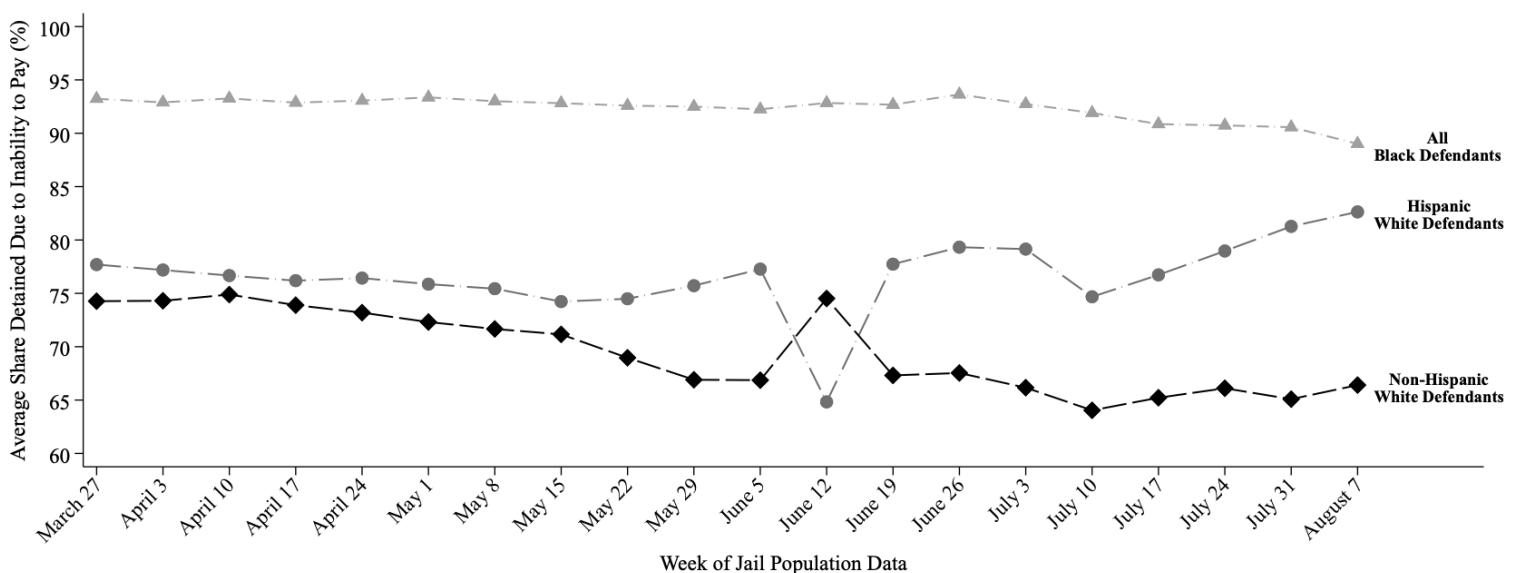
- **89% of Black defendants (136 out of 153)**
- **83% of Hispanic White defendants (28 out of 33)**
- **66% of non-Hispanic White defendants (68 out of 102)**

were detained per night based on inability to pay

Last week, among current pretrial jail inmates assigned to Judge Martinez, 89% of Black defendants (136 out of 153 on an average night), 83% of Hispanic White defendants (28 out of 33 on an average night), and 66% of non-Hispanic White defendants (68 out of 102 on an average night) were detained in Harris County Jail because they couldn't afford money bail.

Judge Martinez's racial difference in the share detained due to inability to pay for Black and Non-Hispanic White defendants is among the 25% worst in Harris County. Her racial difference in the share detained due to inability to pay for Hispanic and Non-Hispanic White defendants is among the 25% worst in Harris County.

### Track Judge Martinez's Share Detained Due to Inability to Pay



This report uses jail population data provided by Harris County. Share detained due to inability to pay represents the percent of current pretrial jail inmates assigned to this judge who were detained because they couldn't afford money bail.

# HARRIS COUNTY FELONY PRETRIAL DETENTION REPORT

Brought to you by the Texas Center for Justice and Equity and researchers at Harvard University

August 14, 2022 - August 20, 2022



## Ana Martinez – 179<sup>th</sup> District Court

Among current pretrial jail inmates assigned to Judge Martinez:

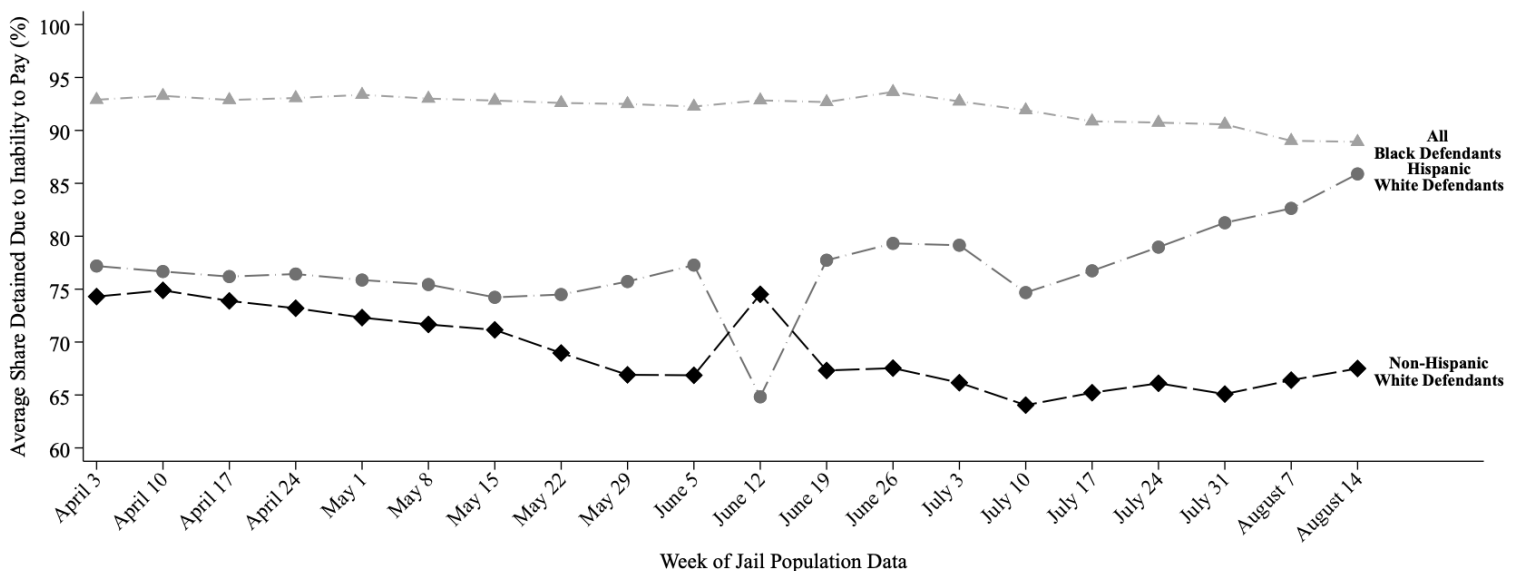
- **89% of Black defendants (135 out of 152)**
- **86% of Hispanic White defendants (30 out of 35)**
- **68% of non-Hispanic White defendants (69 out of 102)**

were detained per night based on inability to pay

Last week, among current pretrial jail inmates assigned to Judge Martinez, 89% of Black defendants (135 out of 152 on an average night), 86% of Hispanic White defendants (30 out of 35 on an average night), and 68% of non-Hispanic White defendants (69 out of 102 on an average night) were detained in Harris County Jail because they couldn't afford money bail.

Judge Martinez's racial difference in the share detained due to inability to pay for Black and Non-Hispanic White defendants is among the 50% worst in Harris County. Her racial difference in the share detained due to inability to pay for Hispanic and Non-Hispanic White defendants is among the 25% worst in Harris County.

### Track Judge Martinez's Share Detained Due to Inability to Pay



This report uses jail population data provided by Harris County. Share detained due to inability to pay represents the percent of current pretrial jail inmates assigned to this judge who were detained because they couldn't afford money bail.

# HARRIS COUNTY FELONY PRETRIAL DETENTION REPORT

*Brought to you by the Texas Center for Justice and Equity and researchers at Harvard University*

August 28, 2022 - September 3, 2022



## Ana Martinez – 179<sup>th</sup> District Court

Among current pretrial jail inmates assigned to Judge Martinez:

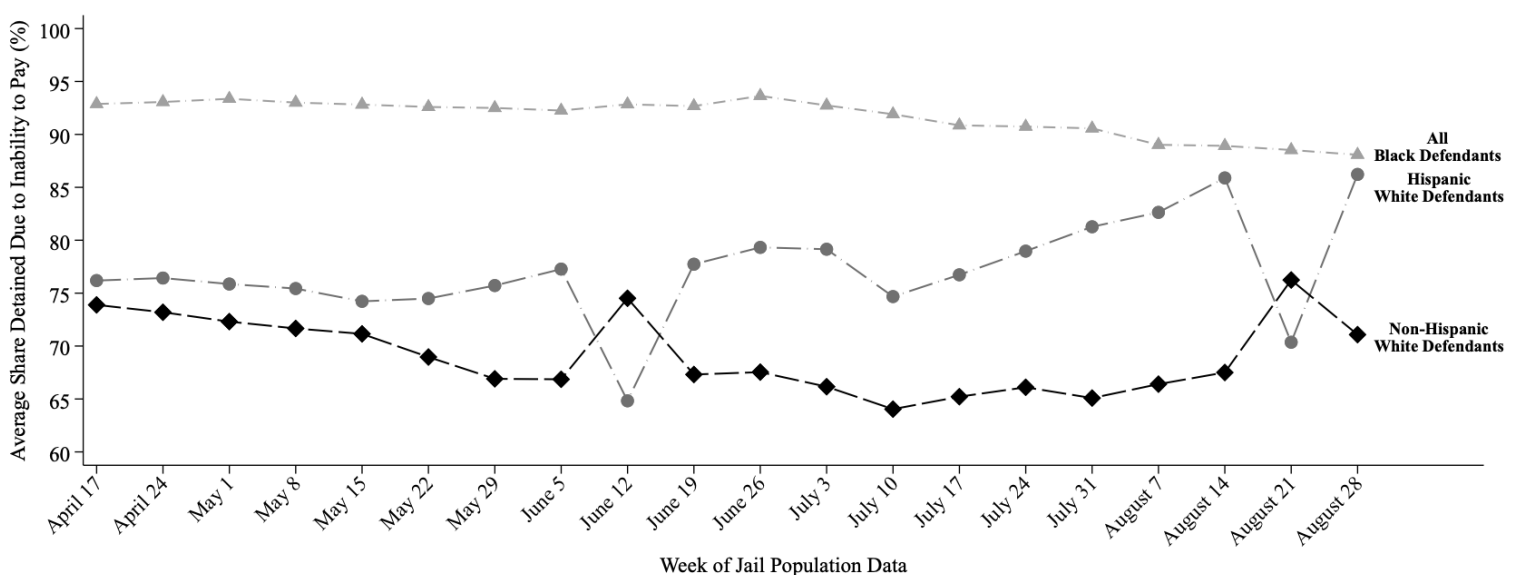
- **88% of Black defendants (130 out of 147)**
- **86% of Hispanic White defendants (31 out of 36)**
- **71% of non-Hispanic White defendants (71 out of 100)**

were detained per night based on inability to pay

Last week, among current pretrial jail inmates assigned to **Judge Martinez**, **88% of Black defendants (130 out of 147 on an average night)**, **86% of Hispanic White defendants (31 out of 36 on an average night)**, and **71% of non-Hispanic White defendants (71 out of 100 on an average night)** were detained in Harris County Jail because they couldn't afford money bail.

Judge Martinez's **racial difference in the share detained due to inability to pay for Black and Non-Hispanic White defendants** is among the **50% best** in Harris County. Her **racial difference in the share detained due to inability to pay for Hispanic and Non-Hispanic White defendants** is among the **25% worst** in Harris County.

## Track Judge Martinez's Share Detained Due to Inability to Pay



This report uses jail population data provided by Harris County. Share detained due to inability to pay represents the percent of current pretrial jail inmates assigned to this judge who were detained because they couldn't afford money bail.

# HARRIS COUNTY FELONY PRETRIAL DETENTION REPORT

*Brought to you by the Texas Center for Justice and Equity and researchers at Harvard University*

September 18, 2022 - September 24, 2022



## Ana Martinez – 179<sup>th</sup> District Court

Among current pretrial jail inmates assigned to Judge Martinez:

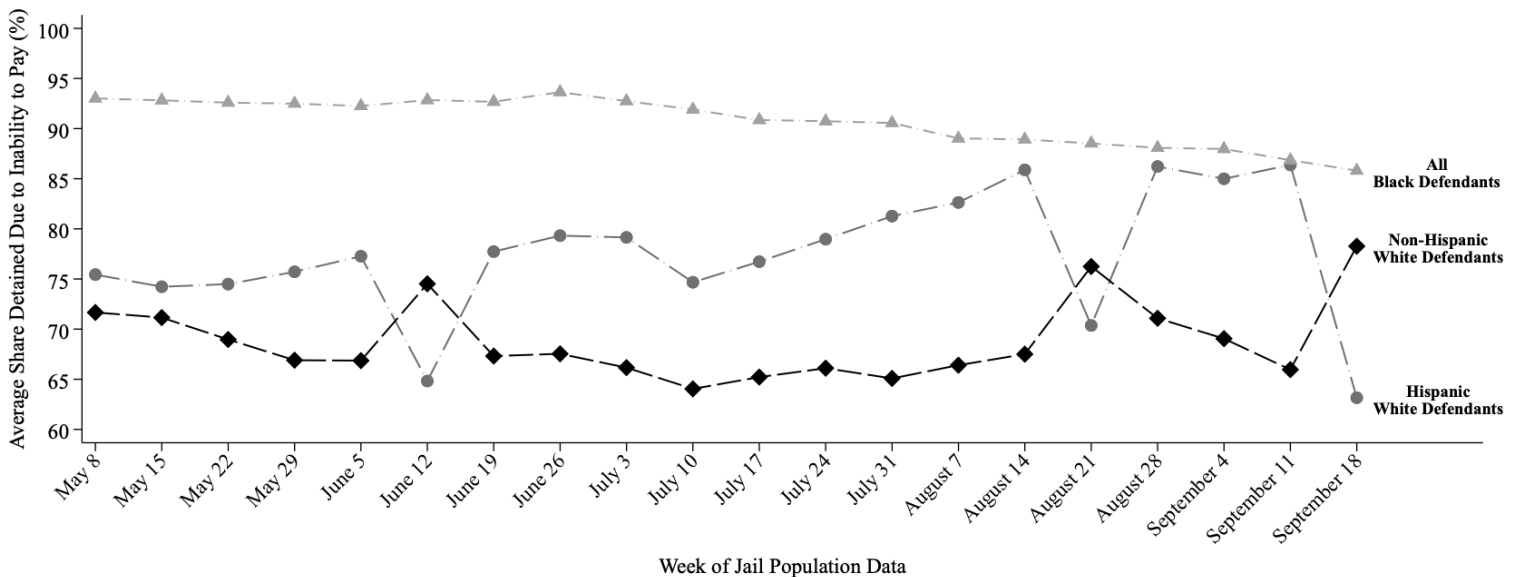
- **86% of Black defendants (132 out of 154)**
- **63% of Hispanic White defendants (51 out of 81)**
- **78% of non-Hispanic White defendants (50 out of 64)**

were detained per night based on inability to pay

Last week, among current pretrial jail inmates assigned to Judge Martinez, 86% of Black defendants (132 out of 154 on an average night), 63% of Hispanic White defendants (51 out of 81 on an average night), and 78% of non-Hispanic White defendants (50 out of 64 on an average night) were detained in Harris County Jail because they couldn't afford money bail.

Judge Martinez's racial difference in the share detained due to inability to pay for Black and Non-Hispanic White defendants is among the 50% best in Harris County. Her racial difference in the share detained due to inability to pay for Hispanic and Non-Hispanic White defendants is among the 50% best in Harris County.

## Track Judge Martinez's Share Detained Due to Inability to Pay



This report uses jail population data provided by Harris County. Share detained due to inability to pay represents the percent of current pretrial jail inmates assigned to this judge who were detained because they couldn't afford money bail.

# HARRIS COUNTY FELONY PRETRIAL DETENTION REPORT

Brought to you by the Texas Center for Justice and Equity and researchers at Harvard University

September 25, 2022 - October 1, 2022



## Ana Martinez – 179<sup>th</sup> District Court

Among current pretrial jail inmates assigned to Judge Martinez:

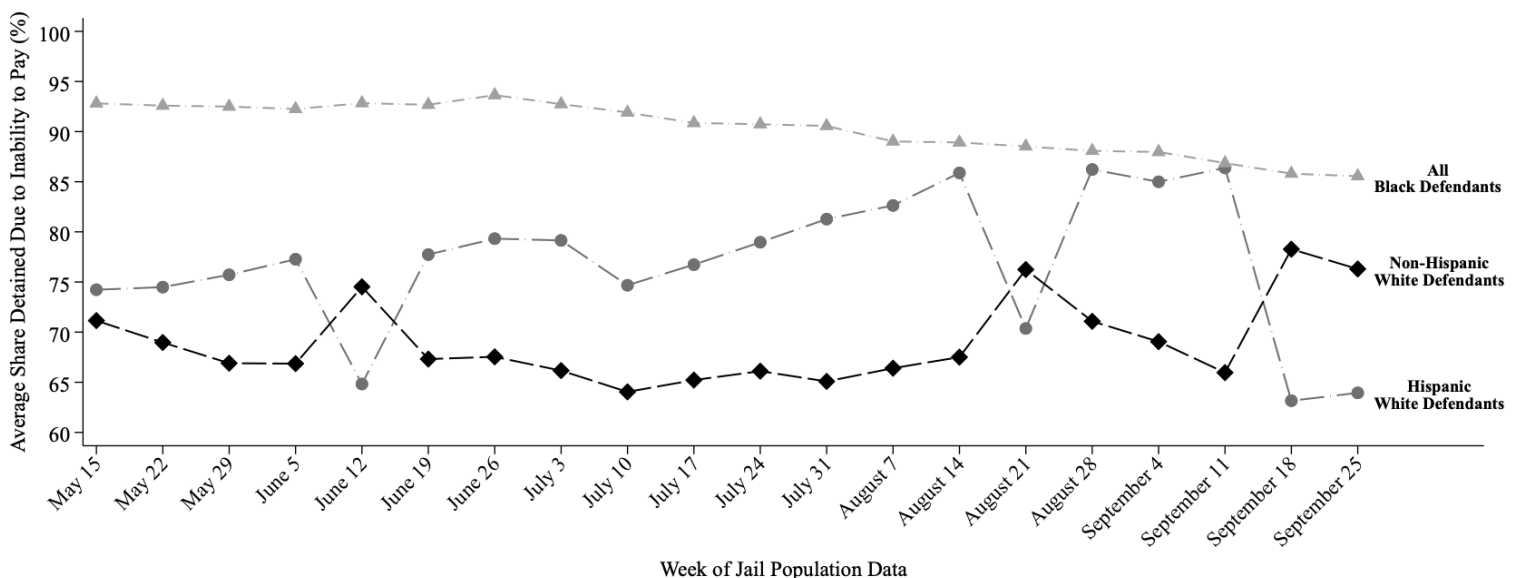
- **86% of Black defendants (135 out of 158)**
- **64% of Hispanic White defendants (51 out of 80)**
- **76% of non-Hispanic White defendants (48 out of 63)**

were detained per night based on inability to pay

Last week, among current pretrial jail inmates assigned to Judge Martinez, 86% of Black defendants (135 out of 158 on an average night), 64% of Hispanic White defendants (51 out of 80 on an average night), and 76% of non-Hispanic White defendants (48 out of 63 on an average night) were detained in Harris County Jail because they couldn't afford money bail.

Judge Martinez's racial difference in the share detained due to inability to pay for Black and Non-Hispanic White defendants is among the 50% best in Harris County. Her racial difference in the share detained due to inability to pay for Hispanic and Non-Hispanic White defendants is among the 50% best in Harris County.

### Track Judge Martinez's Share Detained Due to Inability to Pay



This report uses jail population data provided by Harris County. Share detained due to inability to pay represents the percent of current pretrial jail inmates assigned to this judge who were detained because they couldn't afford money bail.

# HARRIS COUNTY FELONY PRETRIAL DETENTION REPORT

Brought to you by the Texas Center for Justice and Equity and researchers at Harvard University

October 2, 2022 - October 8, 2022



## Ana Martinez – 179<sup>th</sup> District Court

Among current pretrial jail inmates assigned to Judge Martinez:

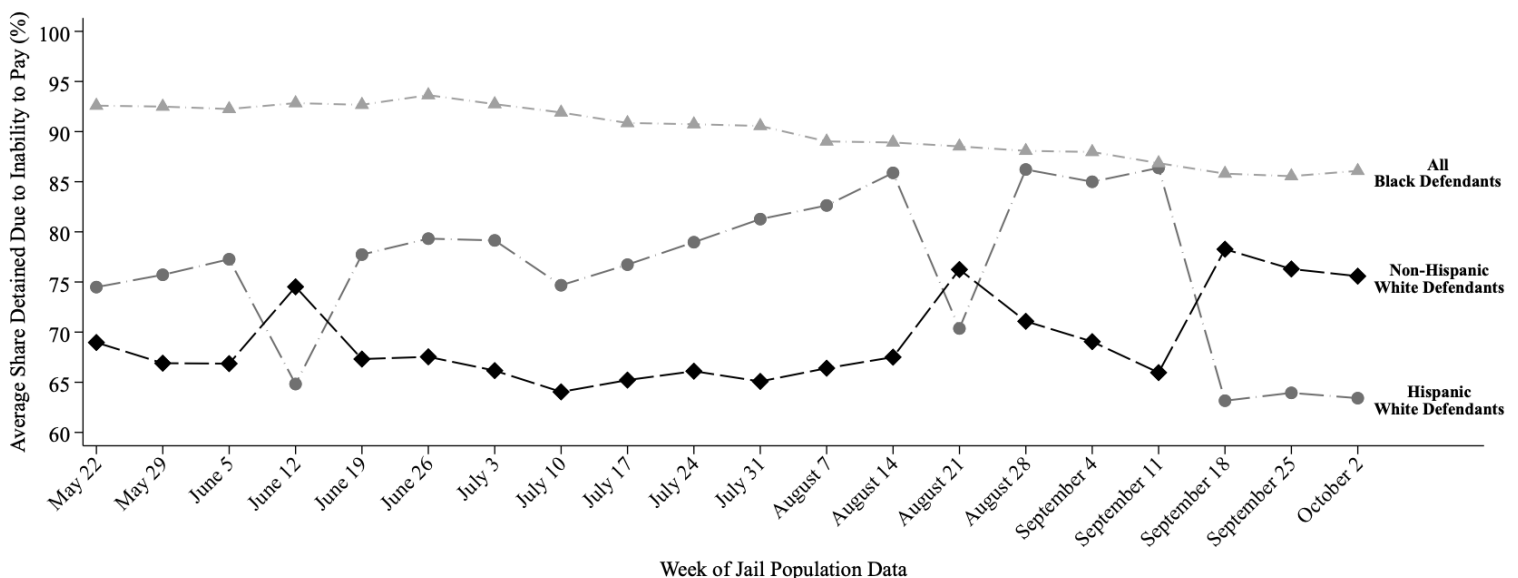
- **86% of Black defendants (133 out of 154)**
- **63% of Hispanic White defendants (52 out of 82)**
- **76% of non-Hispanic White defendants (46 out of 61)**

were detained per night based on inability to pay

Last week, among current pretrial jail inmates assigned to Judge Martinez, 86% of Black defendants (133 out of 154 on an average night), 63% of Hispanic White defendants (52 out of 82 on an average night), and 76% of non-Hispanic White defendants (46 out of 61 on an average night) were detained in Harris County Jail because they couldn't afford money bail.

Judge Martinez's racial difference in the share detained due to inability to pay for Black and Non-Hispanic White defendants is among the 50% worst in Harris County. Her racial difference in the share detained due to inability to pay for Hispanic and Non-Hispanic White defendants is among the 50% best in Harris County.

## Track Judge Martinez's Share Detained Due to Inability to Pay



This report uses jail population data provided by Harris County. Share detained due to inability to pay represents the percent of current pretrial jail inmates assigned to this judge who were detained because they couldn't afford money bail.



# HARRIS COUNTY FELONY PRETRIAL DETENTION REPORT

*Brought to you by the Texas Center for Justice and Equity and researchers at Harvard University*

October 16, 2022 - October 22, 2022



## Ana Martinez – 179<sup>th</sup> District Court

Among current pretrial jail inmates assigned to Judge Martinez:

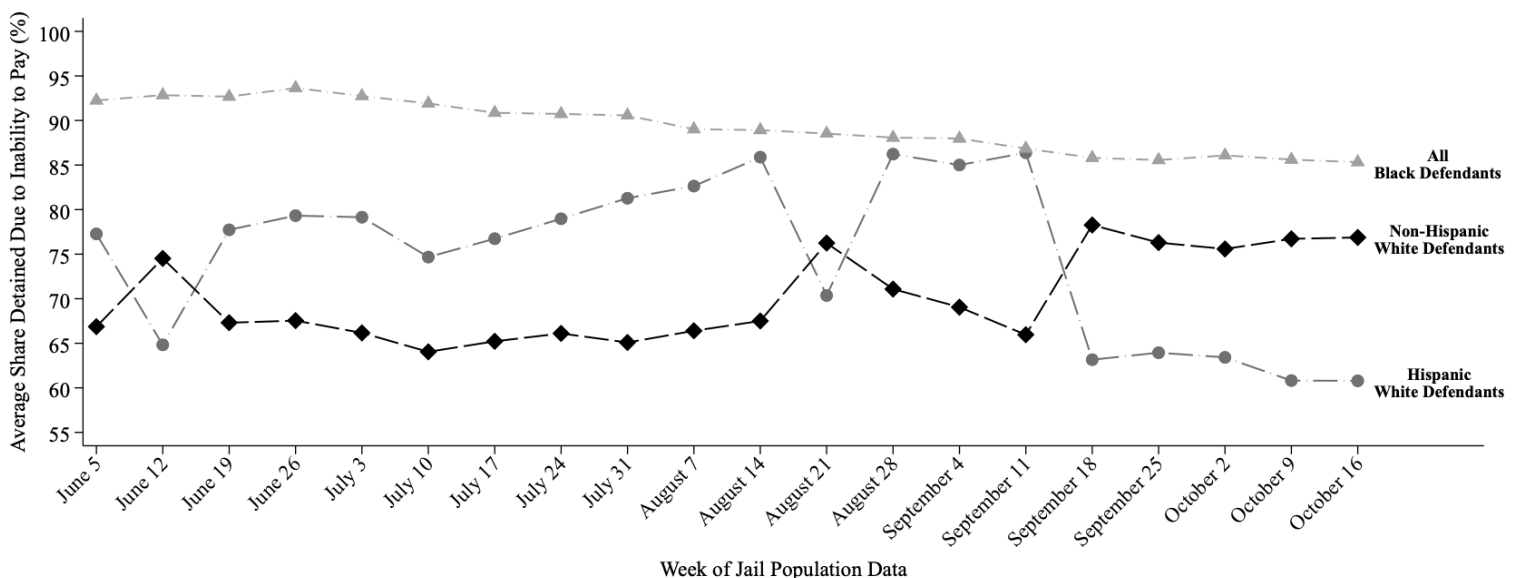
- **85% of Black defendants (130 out of 152)**
- **61% of Hispanic White defendants (51 out of 83)**
- **77% of non-Hispanic White defendants (50 out of 65)**

were detained per night based on inability to pay

Last week, among current pretrial jail inmates assigned to Judge Martinez, 85% of Black defendants (130 out of 152 on an average night), 61% of Hispanic White defendants (51 out of 83 on an average night), and 77% of non-Hispanic White defendants (50 out of 65 on an average night) were detained in Harris County Jail because they couldn't afford money bail.

Judge Martinez's racial difference in the share detained due to inability to pay for Black and Non-Hispanic White defendants is among the 50% best in Harris County. Her racial difference in the share detained due to inability to pay for Hispanic and Non-Hispanic White defendants is among the 50% worst in Harris County.

### Track Judge Martinez's Share Detained Due to Inability to Pay



This report uses jail population data provided by Harris County. Share detained due to inability to pay represents the percent of current pretrial jail inmates assigned to this judge who were detained because they couldn't afford money bail.

# HARRIS COUNTY FELONY PRETRIAL DETENTION REPORT

*Brought to you by the Texas Center for Justice and Equity and researchers at Harvard University*

October 23, 2022 - October 29, 2022



## Ana Martinez – 179<sup>th</sup> District Court

Among current pretrial jail inmates assigned to Judge Martinez:

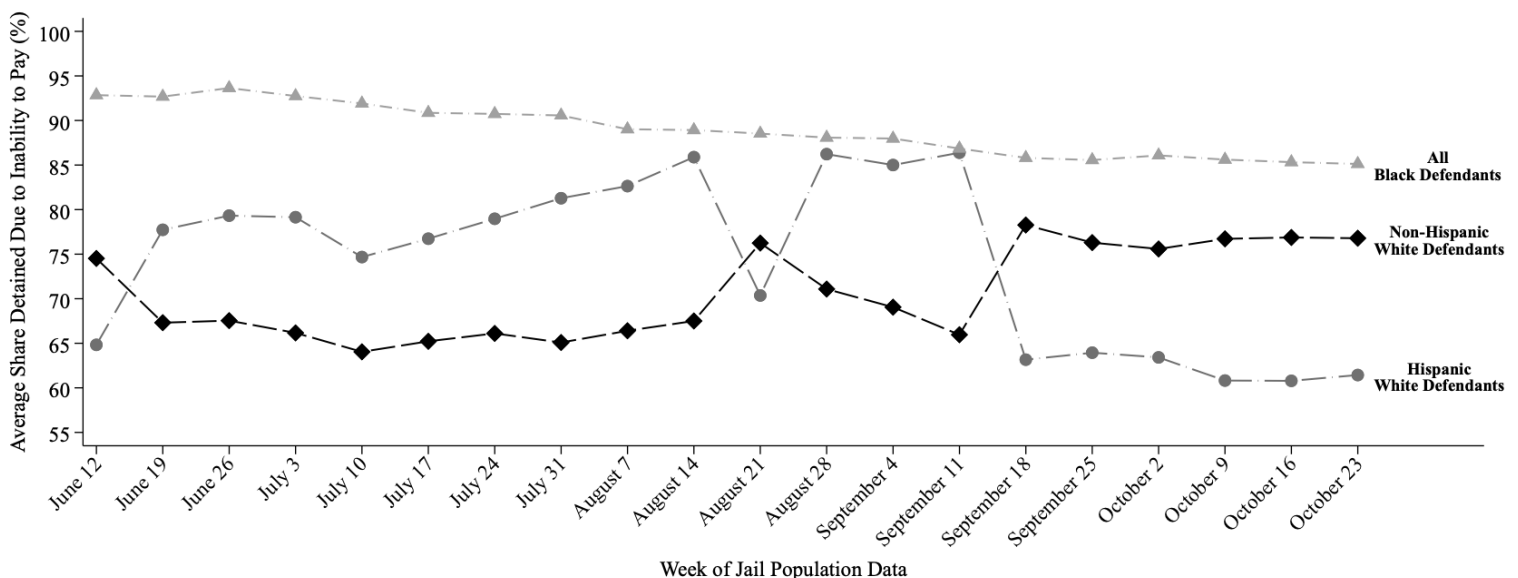
- **85% of Black defendants (125 out of 147)**
- **61% of Hispanic White defendants (53 out of 86)**
- **77% of non-Hispanic White defendants (51 out of 66)**

were detained per night based on inability to pay

Last week, among current pretrial jail inmates assigned to Judge Martinez, 85% of Black defendants (125 out of 147 on an average night), 61% of Hispanic White defendants (53 out of 86 on an average night), and 77% of non-Hispanic White defendants (51 out of 66 on an average night) were detained in Harris County Jail because they couldn't afford money bail.

Judge Martinez's racial difference in the share detained due to inability to pay for Black and Non-Hispanic White defendants is among the 50% best in Harris County. Her racial difference in the share detained due to inability to pay for Hispanic and Non-Hispanic White defendants is among the 50% best in Harris County.

## Track Judge Martinez's Share Detained Due to Inability to Pay



This report uses jail population data provided by Harris County. Share detained due to inability to pay represents the percent of current pretrial jail inmates assigned to this judge who were detained because they couldn't afford money bail.

# HARRIS COUNTY FELONY PRETRIAL DETENTION REPORT

Brought to you by the Texas Center for Justice and Equity and researchers at Harvard University

November 6, 2022 - November 12, 2022



## Ana Martinez – 179<sup>th</sup> District Court

Among current pretrial jail inmates assigned to Judge Martinez:

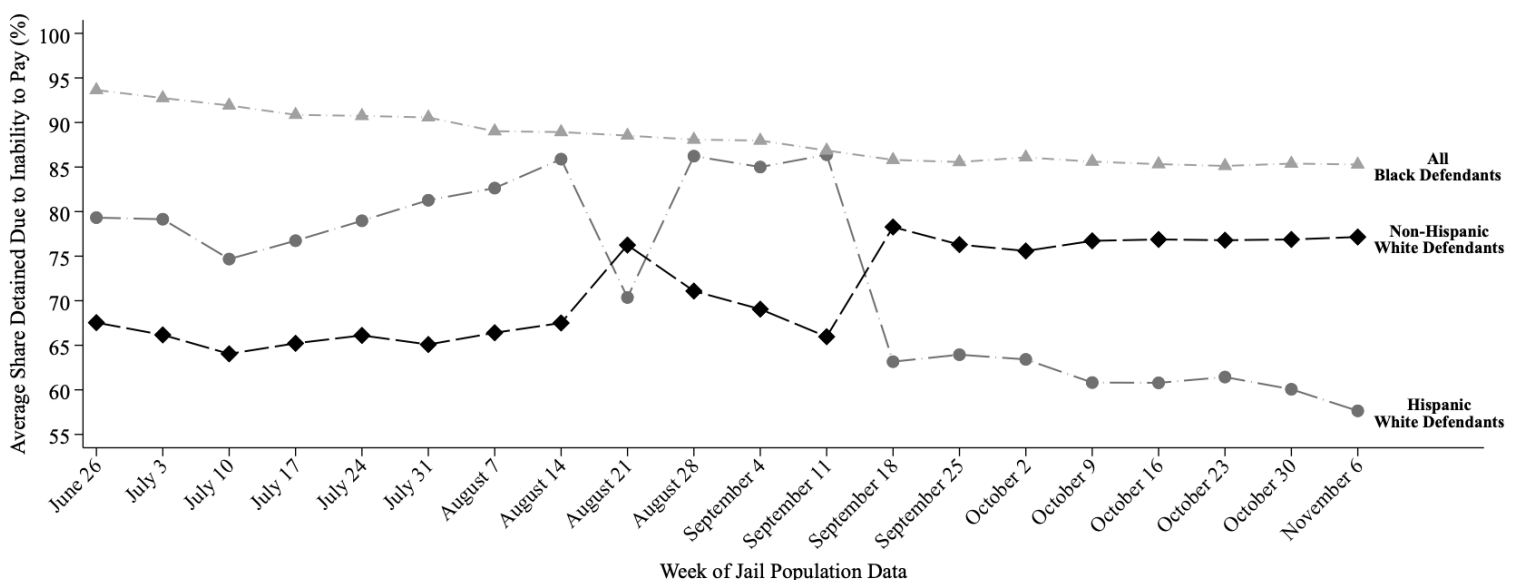
- **85% of Black defendants (128 out of 150)**
- **58% of Hispanic White defendants (50 out of 86)**
- **77% of non-Hispanic White defendants (53 out of 68)**

were detained per night based on inability to pay

Last week, among current pretrial jail inmates assigned to Judge Martinez, **85% of Black defendants (128 out of 150 on an average night)**, **58% of Hispanic White defendants (50 out of 86 on an average night)**, and **77% of non-Hispanic White defendants (53 out of 68 on an average night)** were detained in Harris County Jail because they couldn't afford money bail.

Judge Martinez's **racial difference in the share detained due to inability to pay for Black and Non-Hispanic White defendants** is among the **50% best** in Harris County. Her **racial difference in the share detained due to inability to pay for Hispanic and Non-Hispanic White defendants** is among the **50% worst** in Harris County.

## Track Judge Martinez's Share Detained Due to Inability to Pay



This report uses jail population data provided by Harris County. Share detained due to inability to pay represents the percent of current pretrial jail inmates assigned to this judge who were detained because they couldn't afford money bail.

# HARRIS COUNTY FELONY PRETRIAL DETENTION REPORT

Brought to you by the Texas Center for Justice and Equity and researchers at Harvard University

November 20, 2022 - November 26, 2022



## Ana Martinez – 179<sup>th</sup> District Court

Among current pretrial jail inmates assigned to Judge Martinez:

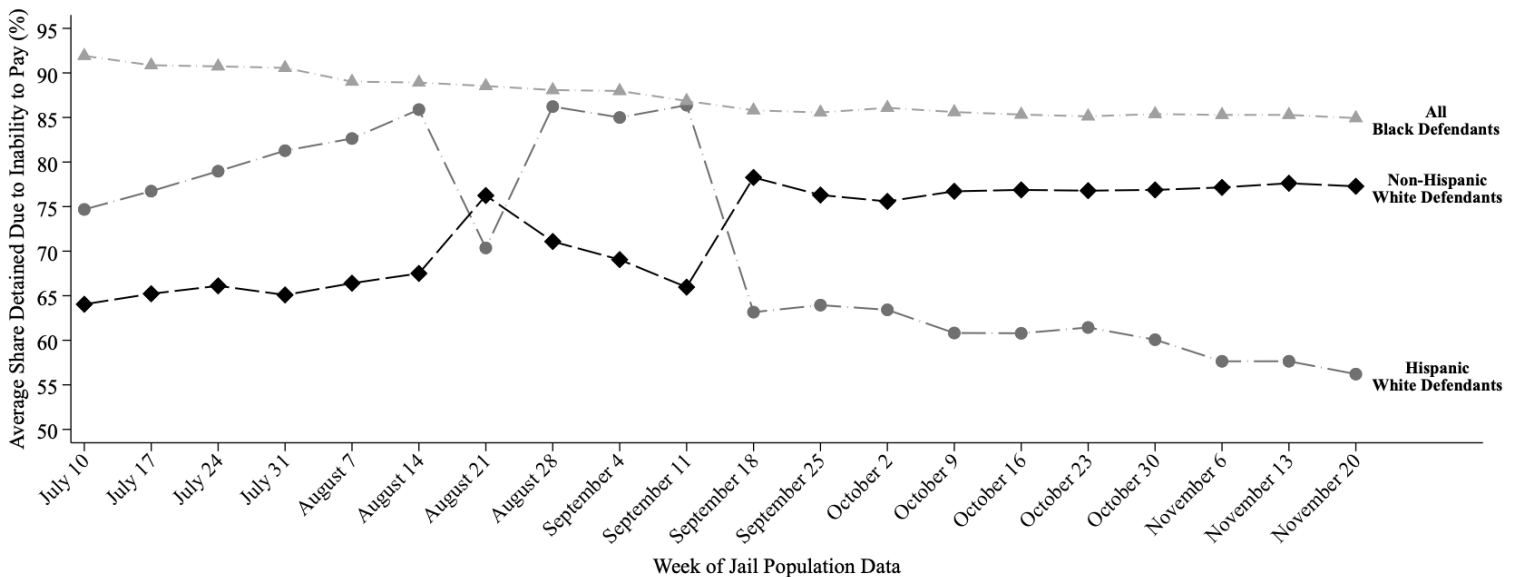
- **85% of Black defendants (130 out of 154)**
- **56% of Hispanic White defendants (47 out of 83)**
- **77% of non-Hispanic White defendants (54 out of 70)**

were detained per night based on inability to pay

Last week, among current pretrial jail inmates assigned to Judge Martinez, 85% of Black defendants (130 out of 154 on an average night), 56% of Hispanic White defendants (47 out of 83 on an average night), and 77% of non-Hispanic White defendants (54 out of 70 on an average night) were detained in Harris County Jail because they couldn't afford money bail.

Judge Martinez's racial difference in the share detained due to inability to pay for Black and Non-Hispanic White defendants is among the 25% best in Harris County. Her racial difference in the share detained due to inability to pay for Hispanic and Non-Hispanic White defendants is among the 25% worst in Harris County.

### Track Judge Martinez's Share Detained Due to Inability to Pay



This report uses jail population data provided by Harris County. Share detained due to inability to pay represents the percent of current pretrial jail inmates assigned to this judge who were detained because they couldn't afford money bail.

# HARRIS COUNTY FELONY PRETRIAL DETENTION REPORT

*Brought to you by the Texas Center for Justice and Equity and researchers at Harvard University*

December 4, 2022 - December 10, 2022



## Ana Martinez – 179<sup>th</sup> District Court

Among current pretrial jail inmates assigned to Judge Martinez:

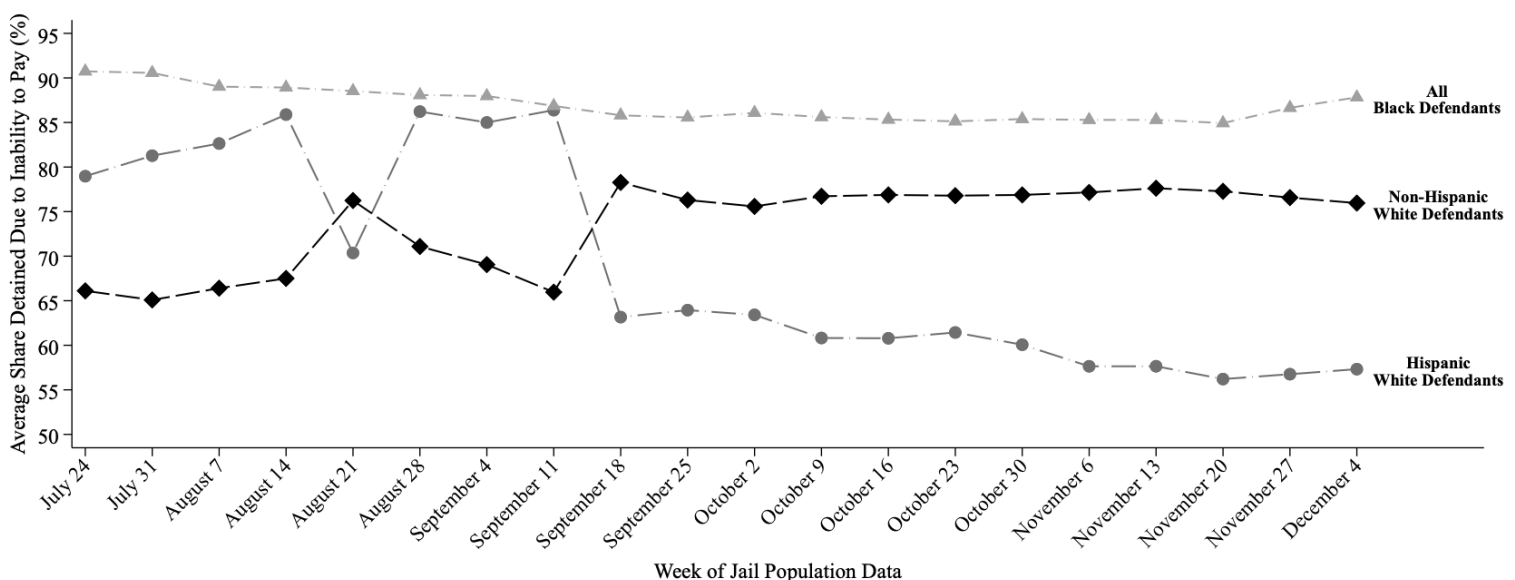
- **88% of Black defendants (130 out of 148)**
- **57% of Hispanic White defendants (46 out of 80)**
- **76% of non-Hispanic White defendants (48 out of 64)**

were detained per night based on inability to pay

Last week, among current pretrial jail inmates assigned to Judge Martinez, 88% of Black defendants (130 out of 148 on an average night), 57% of Hispanic White defendants (46 out of 80 on an average night), and 76% of non-Hispanic White defendants (48 out of 64 on an average night) were detained in Harris County Jail because they couldn't afford money bail.

Judge Martinez's racial difference in the share detained due to inability to pay for Black and Non-Hispanic White defendants is among the 50% worst in Harris County. Her racial difference in the share detained due to inability to pay for Hispanic and Non-Hispanic White defendants is among the 50% worst in Harris County.

### Track Judge Martinez's Share Detained Due to Inability to Pay



This report uses jail population data provided by Harris County. Share detained due to inability to pay represents the percent of current pretrial jail inmates assigned to this judge who were detained because they couldn't afford money bail.

# HARRIS COUNTY FELONY PRETRIAL DETENTION REPORT

*Brought to you by the Texas Center for Justice and Equity and researchers at Harvard University*

January 2, 2022 - January 7, 2022



## Brian Warren – 209<sup>th</sup> District Court

Among current pretrial jail inmates assigned to Judge Warren:

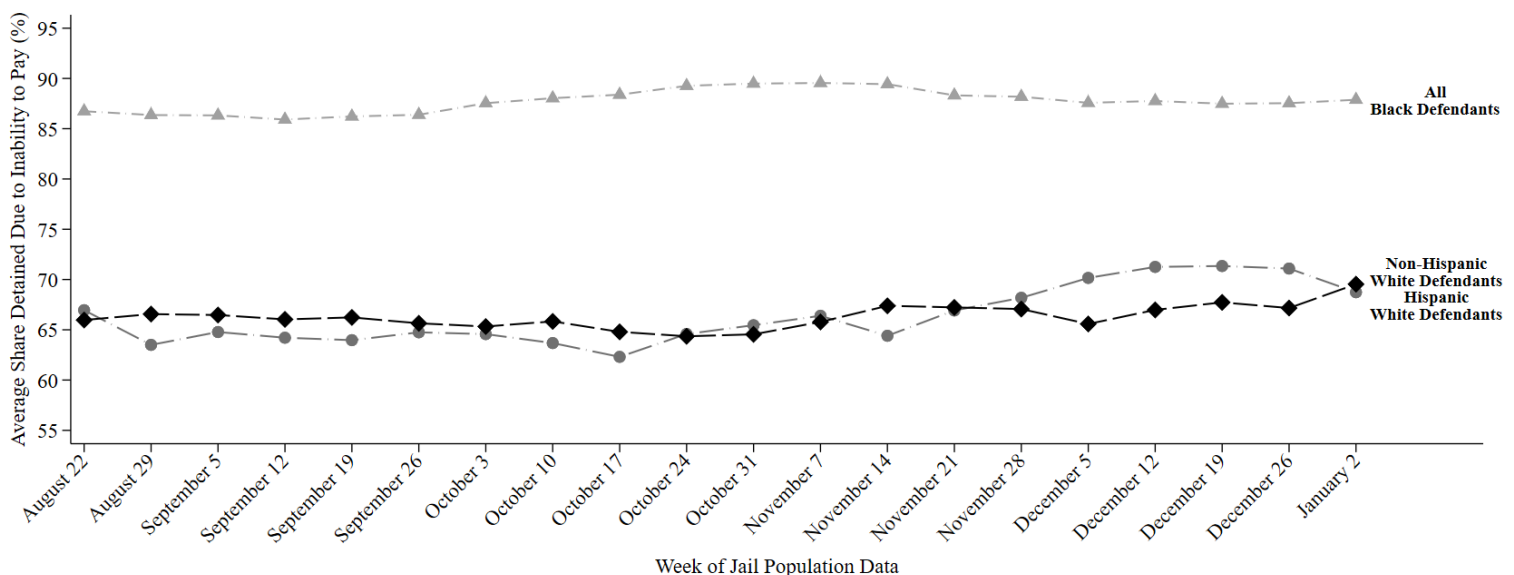
- **88% of Black defendants (153 out of 175)**
- **69% of Hispanic White defendants (46 out of 67)**
- **70% of non-Hispanic White defendants (43 out of 62)**

were detained per night based on inability to pay

Last week, among current pretrial jail inmates assigned to Judge Warren, **88% of Black defendants (153 out of 175 on an average night)**, **69% of Hispanic White defendants (46 out of 67 on an average night)**, and **70% of non-Hispanic White defendants (43 out of 62 on an average night)** were detained in Harris County Jail because they couldn't afford money bail.

Judge Warren's **racial difference in the share detained due to inability to pay for Black and Non-Hispanic White defendants** is among the **25% worst** in Harris County. His **racial difference in the share detained due to inability to pay for Hispanic and Non-Hispanic White defendants** is among the **25% best** in Harris County.

## Track Judge Warren's Share Detained Due to Inability to Pay



This report uses jail population data provided by Harris County. Share detained due to inability to pay represents the percent of current pretrial jail inmates assigned to this judge who were detained because they couldn't afford money bail.



# HARRIS COUNTY FELONY PRETRIAL DETENTION REPORT

*Brought to you by the Texas Center for Justice and Equity and researchers at Harvard University*

January 16, 2022 - January 22, 2022



## Brian Warren – 209<sup>th</sup> District Court

Among current pretrial jail inmates assigned to Judge Warren:

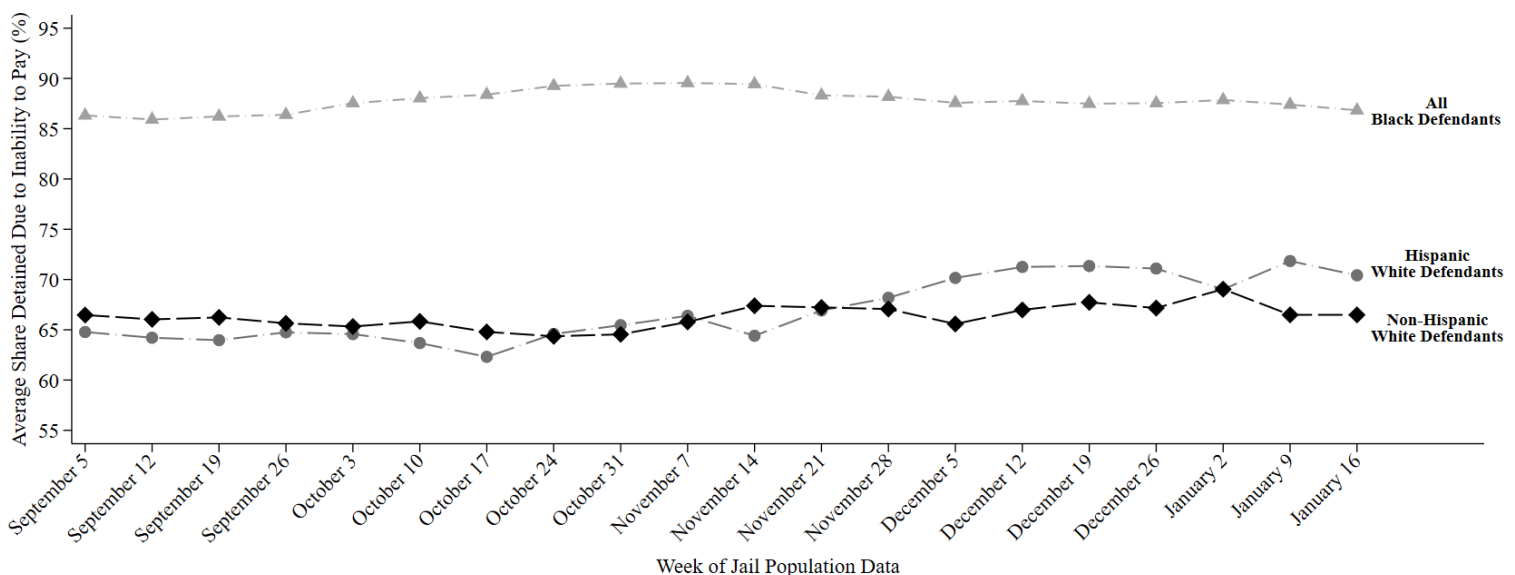
- **87% of Black defendants (141 out of 163)**
- **70% of Hispanic White defendants (36 out of 51)**
- **66% of non-Hispanic White defendants (54 out of 81)**

were detained per night based on inability to pay

Last week, among current pretrial jail inmates assigned to Judge Warren, **87% of Black defendants (141 out of 163 on an average night)**, **70% of Hispanic White defendants (36 out of 51 on an average night)**, and **66% of non-Hispanic White defendants (54 out of 81 on an average night)** were detained in Harris County Jail because they couldn't afford money bail.

Judge Warren's **racial difference in the share detained due to inability to pay for Black and Non-Hispanic White defendants** is among the **25% worst** in Harris County. His **racial difference in the share detained due to inability to pay for Hispanic and Non-Hispanic White defendants** is among the **50% best** in Harris County.

## Track Judge Warren's Share Detained Due to Inability to Pay



This report uses jail population data provided by Harris County. Share detained due to inability to pay represents the percent of current pretrial jail inmates assigned to this judge who were detained because they couldn't afford money bail.

# HARRIS COUNTY FELONY PRETRIAL DETENTION REPORT

*Brought to you by the Texas Center for Justice and Equity and researchers at Harvard University*

January 23, 2022 - January 29, 2022



## Brian Warren – 209<sup>th</sup> District Court

Among current pretrial jail inmates assigned to Judge Warren:

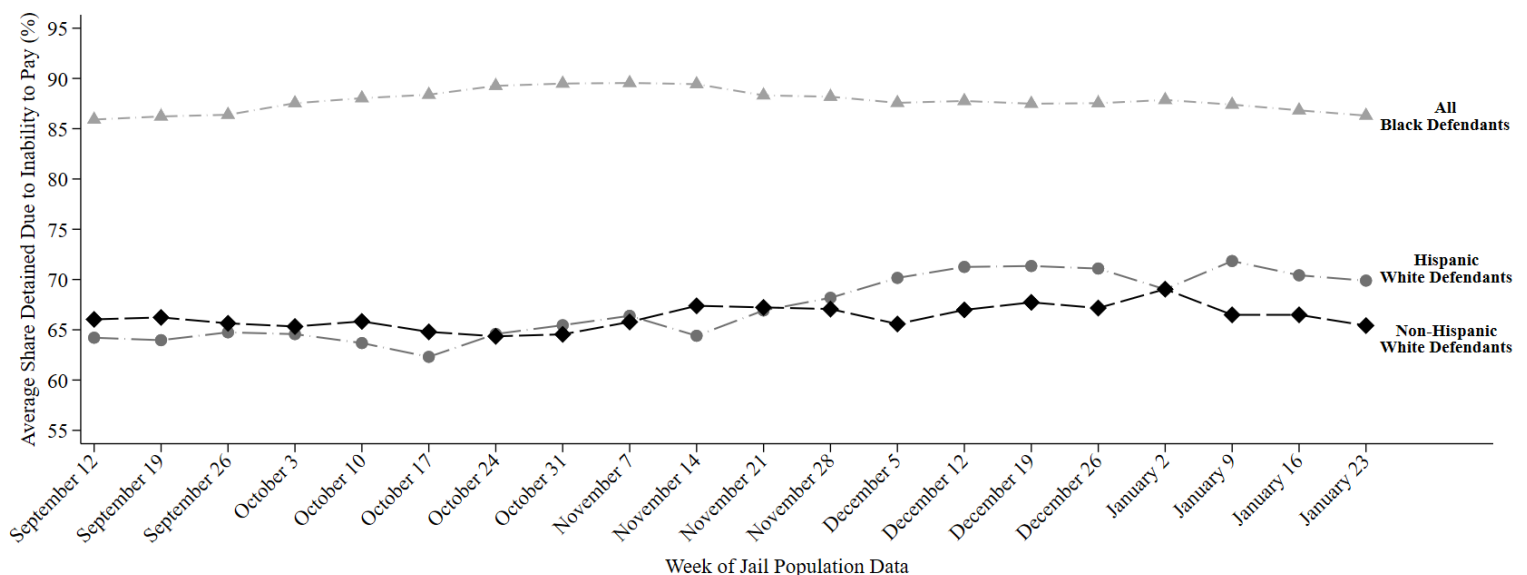
- **86% of Black defendants (140 out of 162)**
- **70% of Hispanic White defendants (36 out of 52)**
- **65% of non-Hispanic White defendants (52 out of 80)**

were detained per night based on inability to pay

Last week, among current pretrial jail inmates assigned to Judge Warren, **86% of Black defendants (140 out of 162 on an average night)**, **70% of Hispanic White defendants (36 out of 52 on an average night)**, and **65% of non-Hispanic White defendants (52 out of 80 on an average night)** were detained in Harris County Jail because they couldn't afford money bail.

Judge Warren's **racial difference in the share detained due to inability to pay for Black and Non-Hispanic White defendants** is among the **25% worst** in Harris County. His **racial difference in the share detained due to inability to pay for Hispanic and Non-Hispanic White defendants** is among the **50% best** in Harris County.

## Track Judge Warren's Share Detained Due to Inability to Pay



This report uses jail population data provided by Harris County. Share detained due to inability to pay represents the percent of current pretrial jail inmates assigned to this judge who were detained because they couldn't afford money bail.

# HARRIS COUNTY FELONY PRETRIAL DETENTION REPORT

*Brought to you by the Texas Center for Justice and Equity and researchers at Harvard University*

January 30, 2022 - February 5, 2022



## Brian Warren – 209<sup>th</sup> District Court

Among current pretrial jail inmates assigned to Judge Warren:

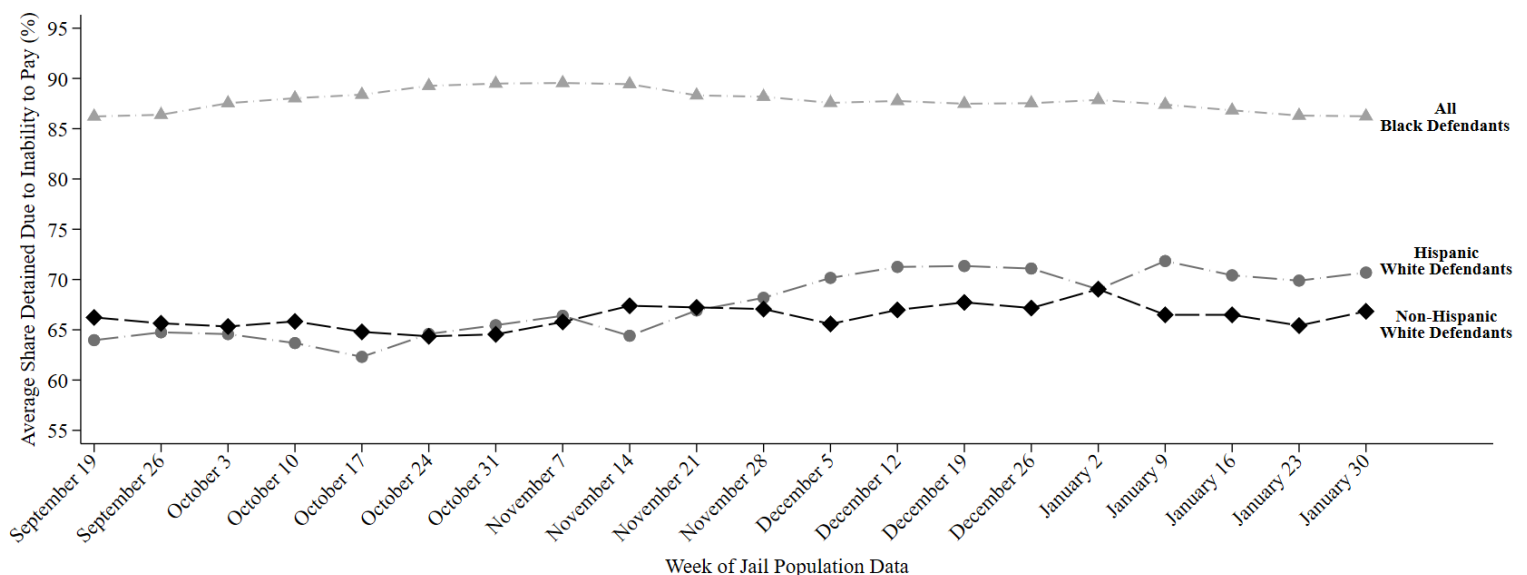
- **86% of Black defendants (138 out of 160)**
- **71% of Hispanic White defendants (35 out of 50)**
- **67% of non-Hispanic White defendants (54 out of 81)**

were detained per night based on inability to pay

Last week, among current pretrial jail inmates assigned to Judge Warren, **86% of Black defendants (138 out of 160 on an average night)**, **71% of Hispanic White defendants (35 out of 50 on an average night)**, and **67% of non-Hispanic White defendants (54 out of 81 on an average night)** were detained in Harris County Jail because they couldn't afford money bail.

Judge Warren's **racial difference in the share detained due to inability to pay for Black and Non-Hispanic White defendants** is among the **50% worst** in Harris County. His **racial difference in the share detained due to inability to pay for Hispanic and Non-Hispanic White defendants** is among the **50% best** in Harris County.

## Track Judge Warren's Share Detained Due to Inability to Pay



This report uses jail population data provided by Harris County. Share detained due to inability to pay represents the percent of current pretrial jail inmates assigned to this judge who were detained because they couldn't afford money bail.

# HARRIS COUNTY FELONY PRETRIAL DETENTION REPORT

*Brought to you by the Texas Center for Justice and Equity and researchers at Harvard University*

February 13, 2022 - February 19, 2022



## Brian Warren – 209<sup>th</sup> District Court

Among current pretrial jail inmates assigned to Judge Warren:

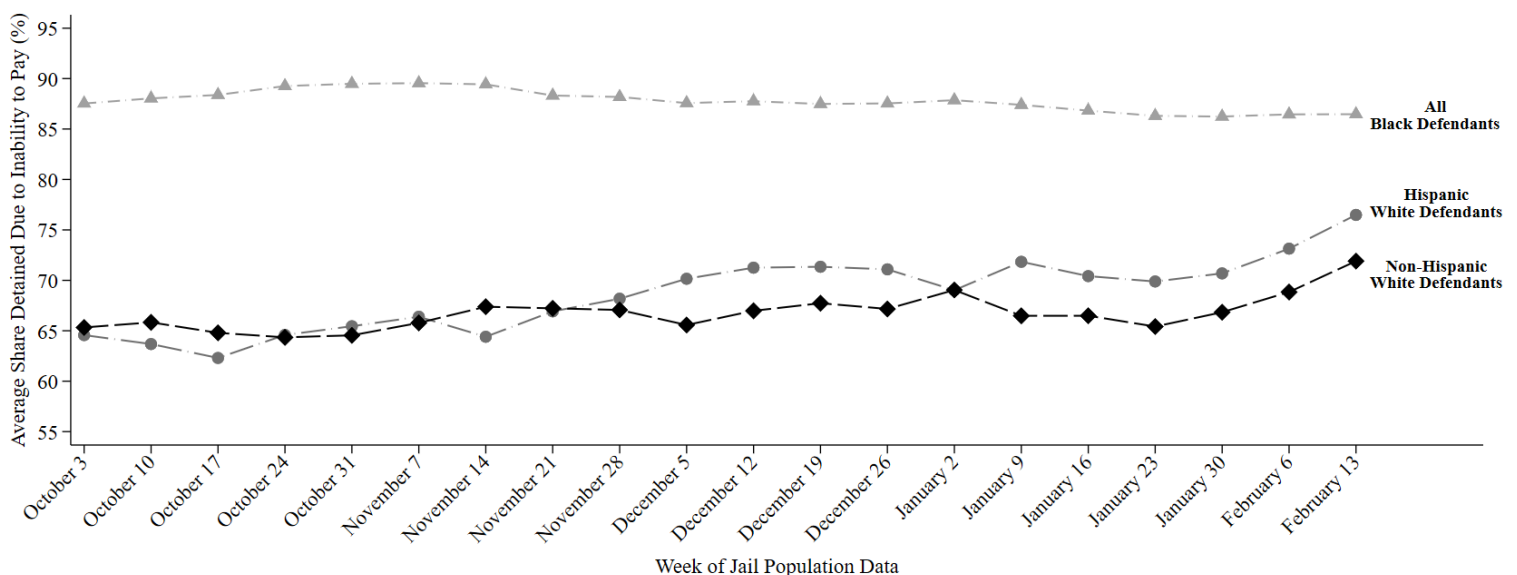
- **86% of Black defendants (149 out of 172)**
- **76% of Hispanic White defendants (39 out of 50)**
- **72% of non-Hispanic White defendants (58 out of 81)**

were detained per night based on inability to pay

Last week, among current pretrial jail inmates assigned to Judge Warren, **86% of Black defendants (149 out of 172 on an average night)**, **76% of Hispanic White defendants (39 out of 50 on an average night)**, and **72% of non-Hispanic White defendants (58 out of 81 on an average night)** were detained in Harris County Jail because they couldn't afford money bail.

Judge Warren's **racial difference in the share detained due to inability to pay for Black and Non-Hispanic White defendants** is among the **50% best** in Harris County. His **racial difference in the share detained due to inability to pay for Hispanic and Non-Hispanic White defendants** is among the **50% best** in Harris County.

## Track Judge Warren's Share Detained Due to Inability to Pay



This report uses jail population data provided by Harris County. Share detained due to inability to pay represents the percent of current pretrial jail inmates assigned to this judge who were detained because they couldn't afford money bail.

# HARRIS COUNTY FELONY PRETRIAL DETENTION REPORT

*Brought to you by the Texas Center for Justice and Equity and researchers at Harvard University*

March 6, 2022 - March 12, 2022



## Brian Warren – 209<sup>th</sup> District Court

Among current pretrial jail inmates assigned to Judge Warren:

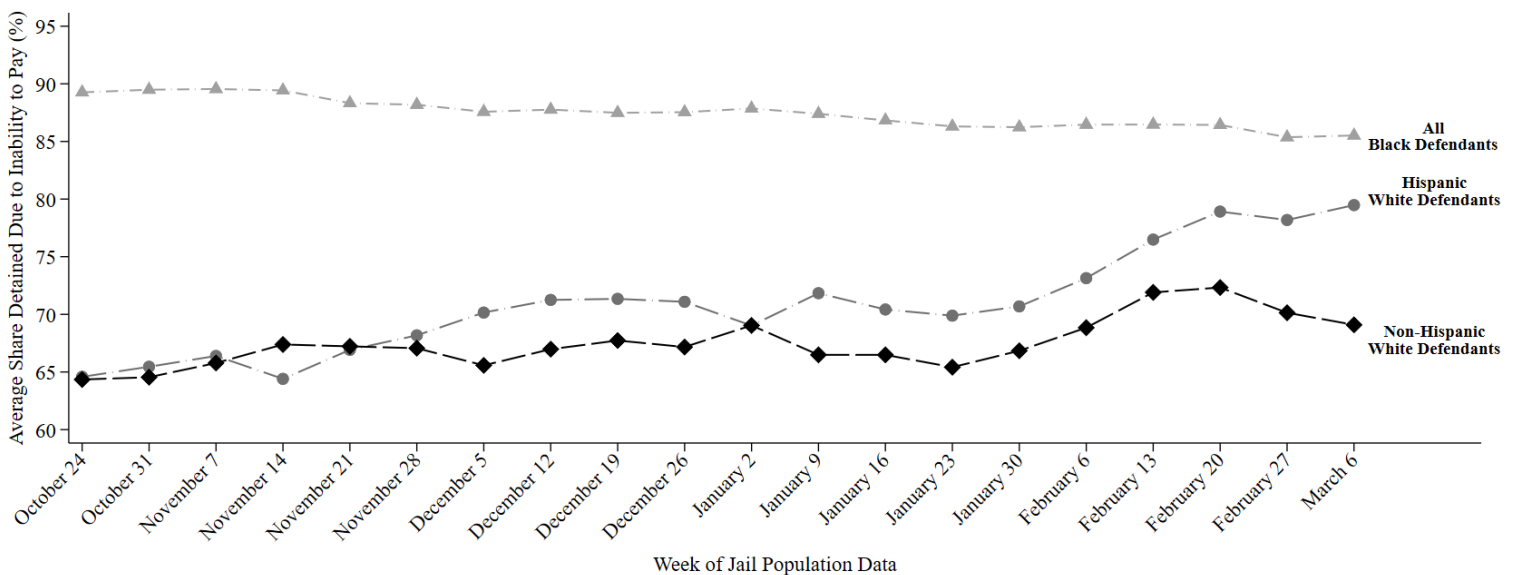
- **86% of Black defendants (142 out of 166)**
- **79% of Hispanic White defendants (39 out of 49)**
- **69% of non-Hispanic White defendants (56 out of 80)**

were detained per night based on inability to pay

Last week, among current pretrial jail inmates assigned to Judge Warren, **86% of Black defendants (142 out of 166 on an average night)**, **79% of Hispanic White defendants (39 out of 49 on an average night)**, and **69% of non-Hispanic White defendants (56 out of 80 on an average night)** were detained in Harris County Jail because they couldn't afford money bail.

Judge Warren's **racial difference in the share detained due to inability to pay for Black and Non-Hispanic White defendants** is among the **50% worst** in Harris County. His **racial difference in the share detained due to inability to pay for Hispanic and Non-Hispanic White defendants** is among the **25% worst** in Harris County.

## Track Judge Warren's Share Detained Due to Inability to Pay



This report uses jail population data provided by Harris County. Share detained due to inability to pay represents the percent of current pretrial jail inmates assigned to this judge who were detained because they couldn't afford money bail.

# HARRIS COUNTY FELONY PRETRIAL DETENTION REPORT

*Brought to you by the Texas Center for Justice and Equity and researchers at Harvard University*

March 20, 2022 - March 26, 2022



## Brian Warren – 209<sup>th</sup> District Court

Among current pretrial jail inmates assigned to Judge Warren:

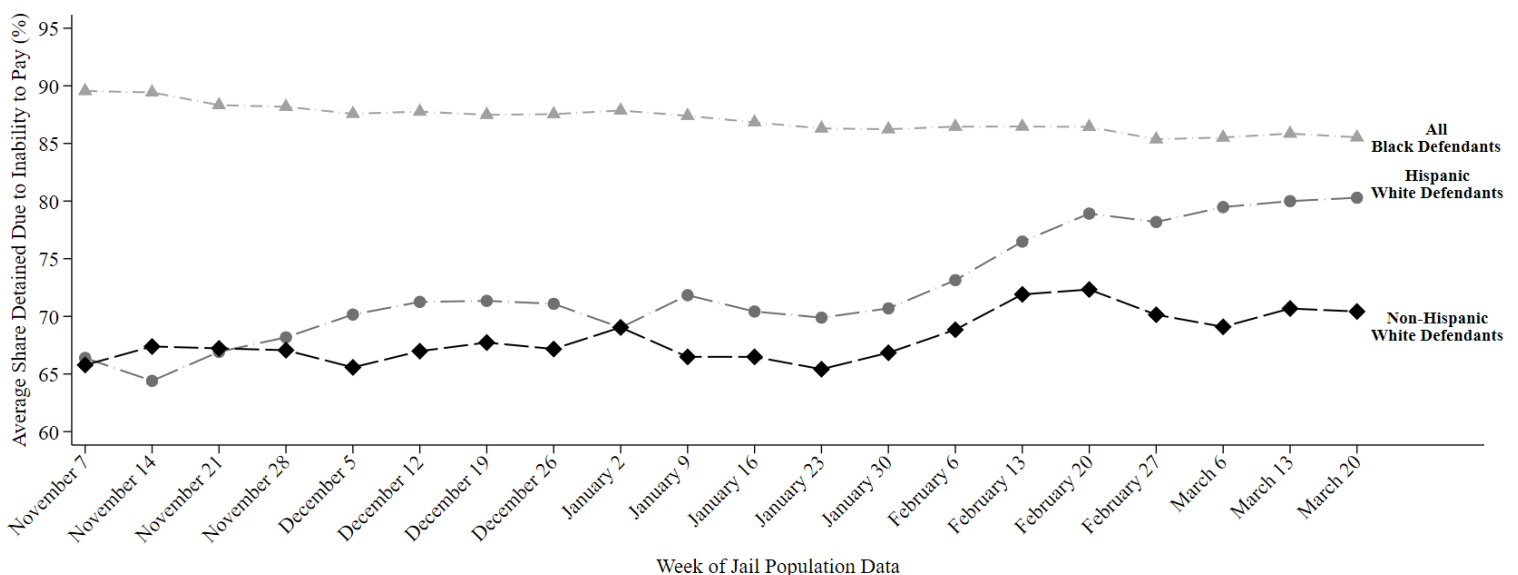
- **86% of Black defendants (146 out of 171)**
- **80% of Hispanic White defendants (39 out of 49)**
- **70% of non-Hispanic White defendants (60 out of 85)**

were detained per night based on inability to pay

Last week, among current pretrial jail inmates assigned to Judge Warren, **86% of Black defendants (146 out of 171 on an average night)**, **80% of Hispanic White defendants (39 out of 49 on an average night)**, and **70% of non-Hispanic White defendants (60 out of 85 on an average night)** were detained in Harris County Jail because they couldn't afford money bail.

Judge Warren's **racial difference in the share detained due to inability to pay for Black and Non-Hispanic White defendants** is among the **50% best** in Harris County. His **racial difference in the share detained due to inability to pay for Hispanic and Non-Hispanic White defendants** is among the **25% worst** in Harris County.

## Track Judge Warren's Share Detained Due to Inability to Pay



This report uses jail population data provided by Harris County. Share detained due to inability to pay represents the percent of current pretrial jail inmates assigned to this judge who were detained because they couldn't afford money bail.



# HARRIS COUNTY FELONY PRETRIAL DETENTION REPORT

*Brought to you by the Texas Center for Justice and Equity and researchers at Harvard University*

March 27, 2022 - April 1, 2022



## Brian Warren – 209<sup>th</sup> District Court

Among current pretrial jail inmates assigned to Judge Warren:

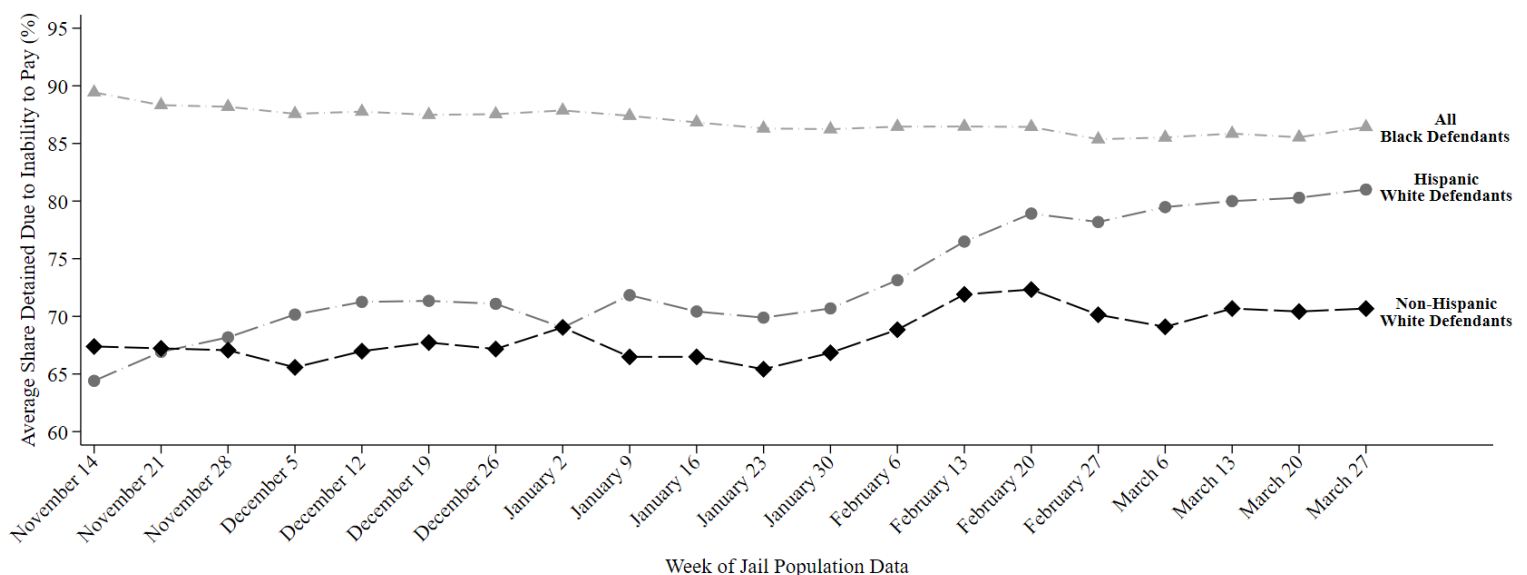
- **86% of Black defendants (144 out of 167)**
- **81% of Hispanic White defendants (38 out of 47)**
- **71% of non-Hispanic White defendants (61 out of 86)**

were detained per night based on inability to pay

Last week, among current pretrial jail inmates assigned to Judge Warren, **86% of Black defendants (144 out of 167 on an average night)**, **81% of Hispanic White defendants (38 out of 47 on an average night)**, and **71% of non-Hispanic White defendants (61 out of 86 on an average night)** were detained in Harris County Jail because they couldn't afford money bail.

Judge Warren's **racial difference in the share detained due to inability to pay for Black and Non-Hispanic White defendants** is among the **50% best** in Harris County. His **racial difference in the share detained due to inability to pay for Hispanic and Non-Hispanic White defendants** is among the **25% worst** in Harris County.

## Track Judge Warren's Share Detained Due to Inability to Pay



This report uses jail population data provided by Harris County. Share detained due to inability to pay represents the percent of current pretrial jail inmates assigned to this judge who were detained because they couldn't afford money bail.

# HARRIS COUNTY FELONY PRETRIAL DETENTION REPORT

*Brought to you by the Texas Center for Justice and Equity and researchers at Harvard University*

April 3, 2022 - April 9, 2022



## Brian Warren – 209<sup>th</sup> District Court

Among current pretrial jail inmates assigned to Judge Warren:

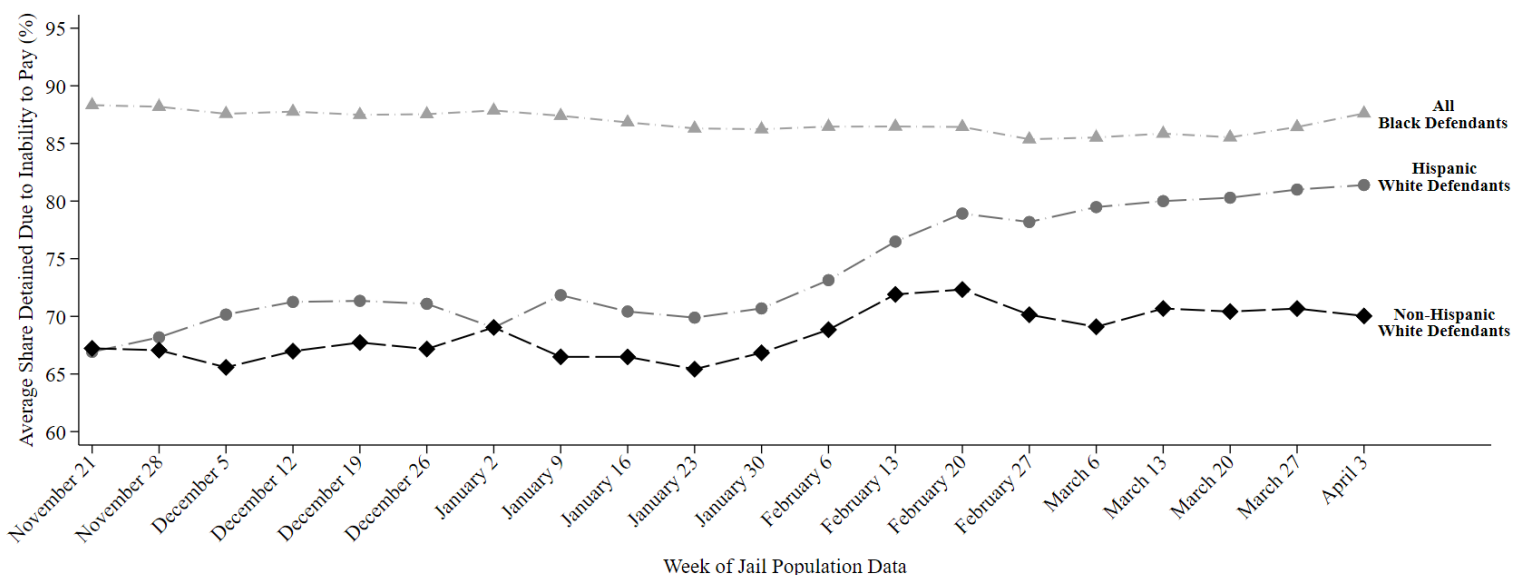
- **88% of Black defendants (148 out of 169)**
- **81% of Hispanic White defendants (40 out of 49)**
- **70% of non-Hispanic White defendants (59 out of 85)**

were detained per night based on inability to pay

Last week, among current pretrial jail inmates assigned to Judge Warren, **88% of Black defendants (148 out of 169 on an average night)**, **81% of Hispanic White defendants (40 out of 49 on an average night)**, and **70% of non-Hispanic White defendants (59 out of 85 on an average night)** were detained in Harris County Jail because they couldn't afford money bail.

Judge Warren's **racial difference in the share detained due to inability to pay for Black and Non-Hispanic White defendants** is among the **50% worst** in Harris County. His **racial difference in the share detained due to inability to pay for Hispanic and Non-Hispanic White defendants** is among the **25% worst** in Harris County.

## Track Judge Warren's Share Detained Due to Inability to Pay



This report uses jail population data provided by Harris County. Share detained due to inability to pay represents the percent of current pretrial jail inmates assigned to this judge who were detained because they couldn't afford money bail.

# HARRIS COUNTY FELONY PRETRIAL DETENTION REPORT

*Brought to you by the Texas Center for Justice and Equity and researchers at Harvard University*

April 10, 2022 - April 16, 2022



## Brian Warren – 209<sup>th</sup> District Court

Among current pretrial jail inmates assigned to Judge Warren:

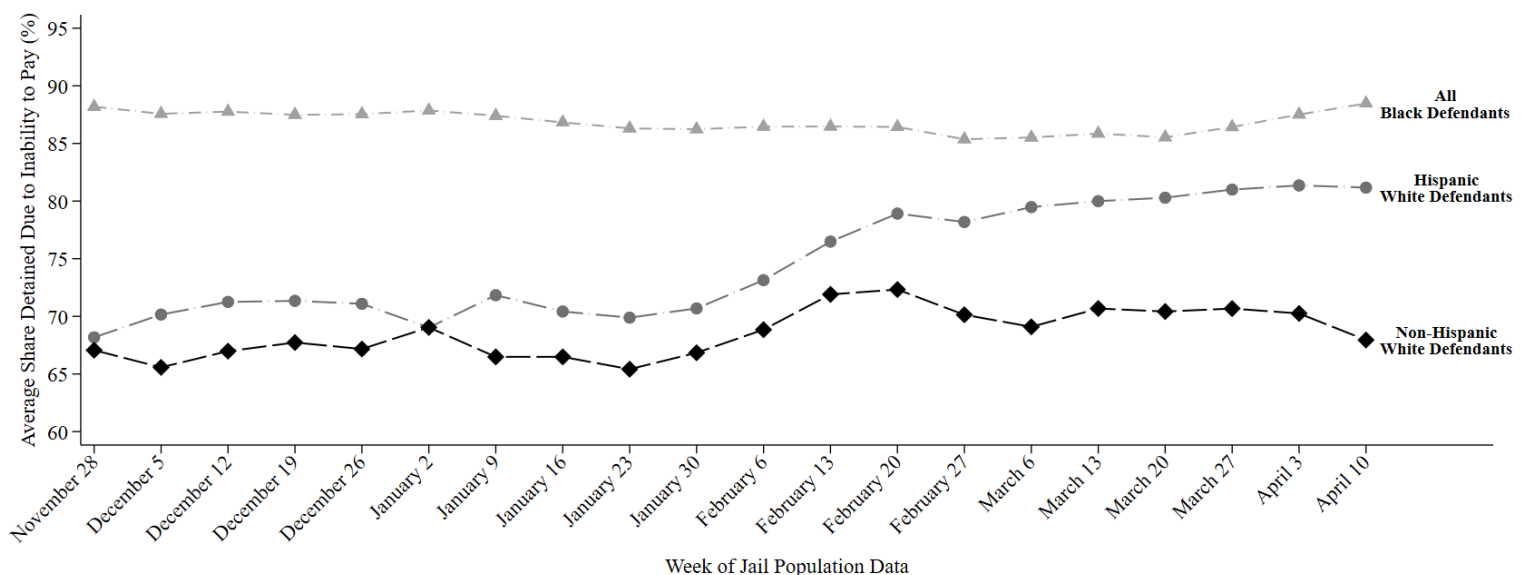
- **89% of Black defendants (148 out of 167)**
- **81% of Hispanic White defendants (40 out of 49)**
- **68% of non-Hispanic White defendants (55 out of 81)**

were detained per night based on inability to pay

Last week, among current pretrial jail inmates assigned to Judge Warren, **89% of Black defendants (148 out of 167 on an average night)**, **81% of Hispanic White defendants (40 out of 49 on an average night)**, and **68% of non-Hispanic White defendants (55 out of 81 on an average night)** were detained in Harris County Jail because they couldn't afford money bail.

Judge Warren's **racial difference in the share detained due to inability to pay for Black and Non-Hispanic White defendants** is among the **25% worst** in Harris County. His **racial difference in the share detained due to inability to pay for Hispanic and Non-Hispanic White defendants** is among the **25% worst** in Harris County.

## Track Judge Warren's Share Detained Due to Inability to Pay



This report uses jail population data provided by Harris County. Share detained due to inability to pay represents the percent of current pretrial jail inmates assigned to this judge who were detained because they couldn't afford money bail.

# HARRIS COUNTY FELONY PRETRIAL DETENTION REPORT

*Brought to you by the Texas Center for Justice and Equity and researchers at Harvard University*

April 17, 2022 - April 23, 2022



## Brian Warren – 209<sup>th</sup> District Court

Among current pretrial jail inmates assigned to Judge Warren:

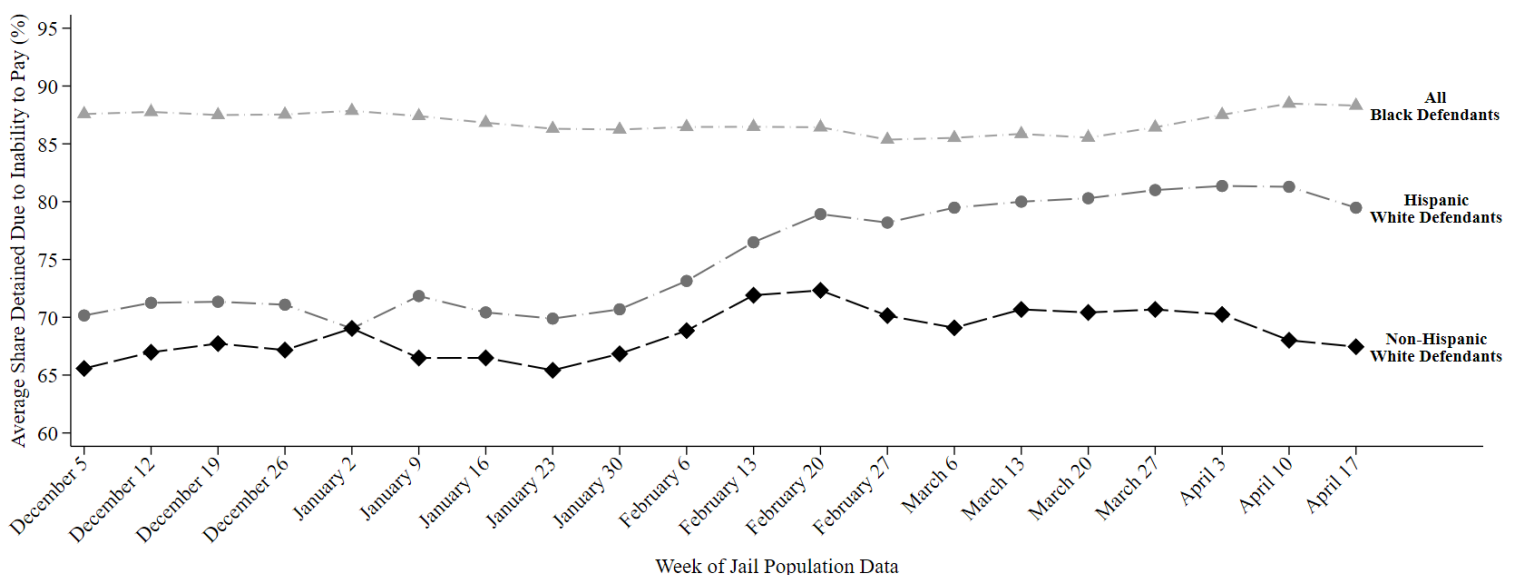
- **88% of Black defendants (147 out of 166)**
- **79% of Hispanic White defendants (37 out of 47)**
- **67% of non-Hispanic White defendants (53 out of 79)**

were detained per night based on inability to pay

Last week, among current pretrial jail inmates assigned to Judge Warren, **88% of Black defendants (147 out of 166 on an average night)**, **79% of Hispanic White defendants (37 out of 47 on an average night)**, and **67% of non-Hispanic White defendants (53 out of 79 on an average night)** were detained in Harris County Jail because they couldn't afford money bail.

Judge Warren's **racial difference in the share detained due to inability to pay for Black and Non-Hispanic White defendants** is among the **25% worst** in Harris County. His **racial difference in the share detained due to inability to pay for Hispanic and Non-Hispanic White defendants** is among the **25% worst** in Harris County.

## Track Judge Warren's Share Detained Due to Inability to Pay



This report uses jail population data provided by Harris County. Share detained due to inability to pay represents the percent of current pretrial jail inmates assigned to this judge who were detained because they couldn't afford money bail.

# HARRIS COUNTY FELONY PRETRIAL DETENTION REPORT

*Brought to you by the Texas Center for Justice and Equity and researchers at Harvard University*

April 24, 2022 - April 30, 2022



## Brian Warren – 209<sup>th</sup> District Court

Among current pretrial jail inmates assigned to Judge Warren:

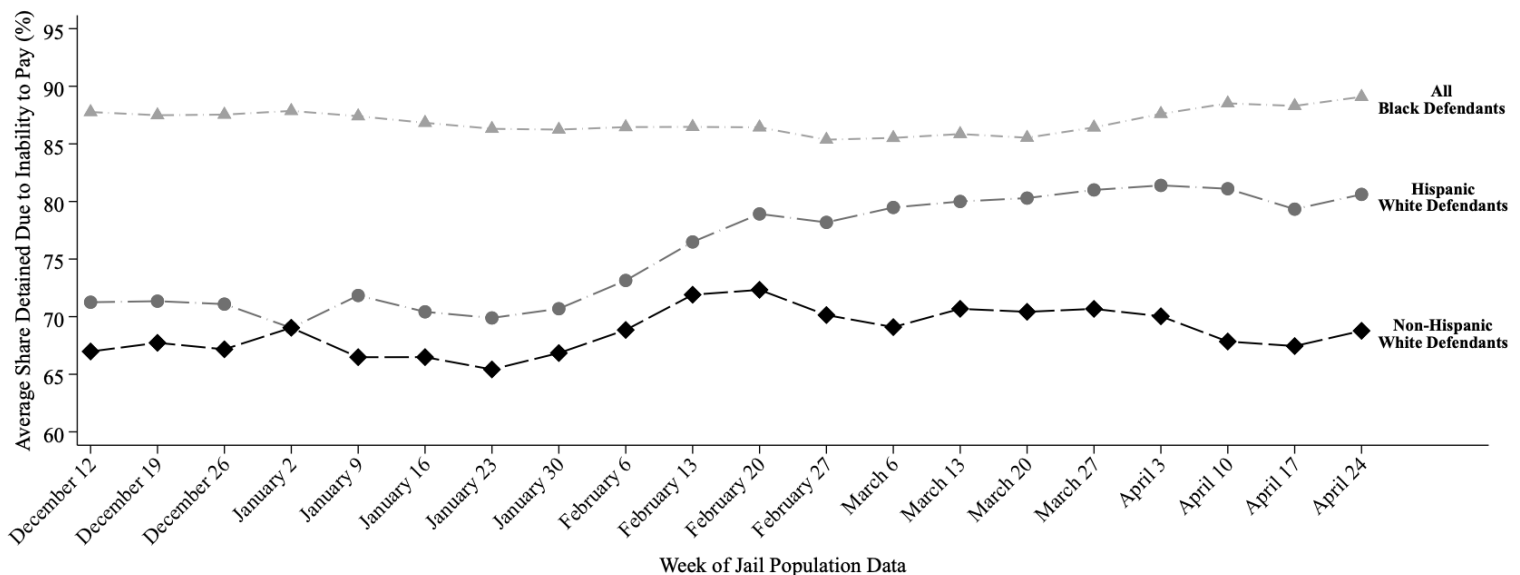
- **89% of Black defendants (152 out of 170)**
- **81% of Hispanic White defendants (37 out of 46)**
- **69% of non-Hispanic White defendants (53 out of 77)**

were detained per night based on inability to pay

Last week, among current pretrial jail inmates assigned to Judge Warren, **89% of Black defendants (152 out of 170 on an average night)**, **81% of Hispanic White defendants (37 out of 46 on an average night)**, and **69% of non-Hispanic White defendants (53 out of 77 on an average night)** were detained in Harris County Jail because they couldn't afford money bail.

Judge Warren's **racial difference in the share detained due to inability to pay for Black and Non-Hispanic White defendants** is among the **50% worst** in Harris County. His **racial difference in the share detained due to inability to pay for Hispanic and Non-Hispanic White defendants** is among the **25% worst** in Harris County.

## Track Judge Warren's Share Detained Due to Inability to Pay



This report uses jail population data provided by Harris County. Share detained due to inability to pay represents the percent of current pretrial jail inmates assigned to this judge who were detained because they couldn't afford money bail.

# HARRIS COUNTY FELONY PRETRIAL DETENTION REPORT

*Brought to you by the Texas Center for Justice and Equity and researchers at Harvard University*

May 8, 2022 - May 14, 2022



## Brian Warren – 209<sup>th</sup> District Court

Among current pretrial jail inmates assigned to Judge Warren:

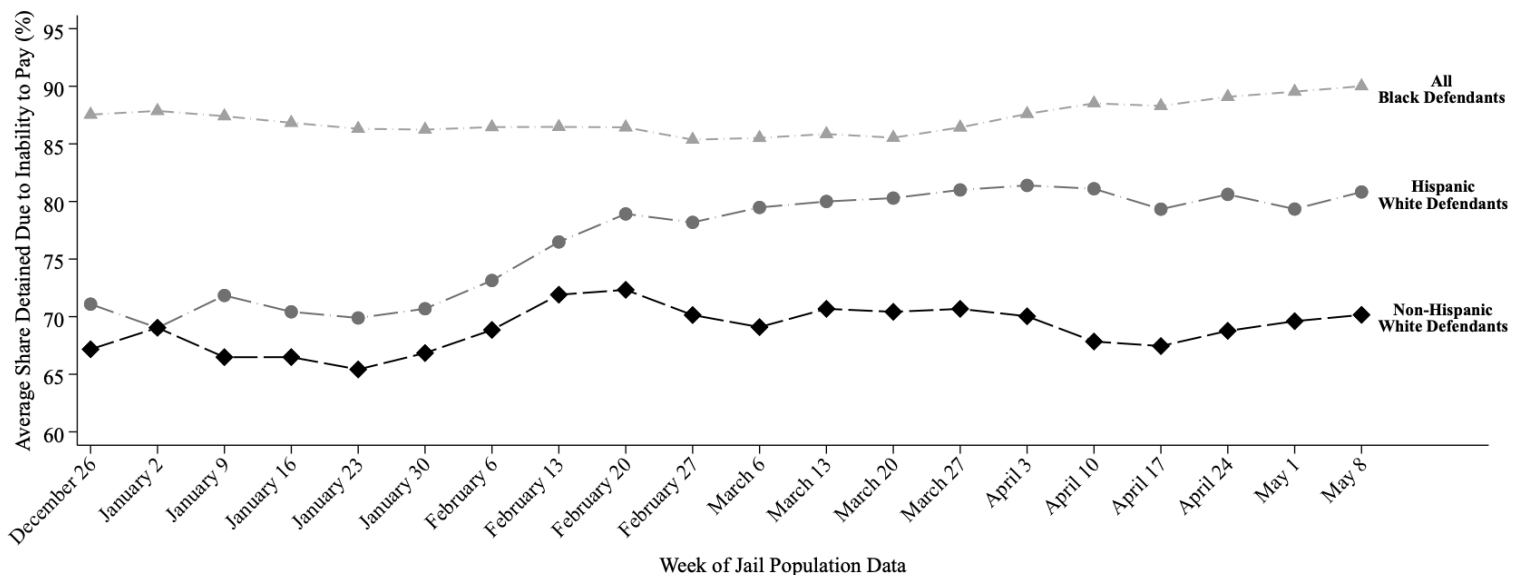
- **90% of Black defendants (160 out of 177)**
- **81% of Hispanic White defendants (39 out of 48)**
- **70% of non-Hispanic White defendants (56 out of 80)**

were detained per night based on inability to pay

Last week, among current pretrial jail inmates assigned to Judge Warren, **90% of Black defendants (160 out of 177 on an average night)**, **81% of Hispanic White defendants (39 out of 48 on an average night)**, and **70% of non-Hispanic White defendants (56 out of 80 on an average night)** were detained in Harris County Jail because they couldn't afford money bail.

Judge Warren's **racial difference in the share detained due to inability to pay for Black and Non-Hispanic White defendants** is among the **50% worst** in Harris County. His **racial difference in the share detained due to inability to pay for Hispanic and Non-Hispanic White defendants** is among the **25% worst** in Harris County.

## Track Judge Warren's Share Detained Due to Inability to Pay



This report uses jail population data provided by Harris County. Share detained due to inability to pay represents the percent of current pretrial jail inmates assigned to this judge who were detained because they couldn't afford money bail.



# HARRIS COUNTY FELONY PRETRIAL DETENTION REPORT

*Brought to you by the Texas Center for Justice and Equity and researchers at Harvard University*

May 15, 2022 - May 21, 2022



## Brian Warren – 209<sup>th</sup> District Court

Among current pretrial jail inmates assigned to Judge Warren:

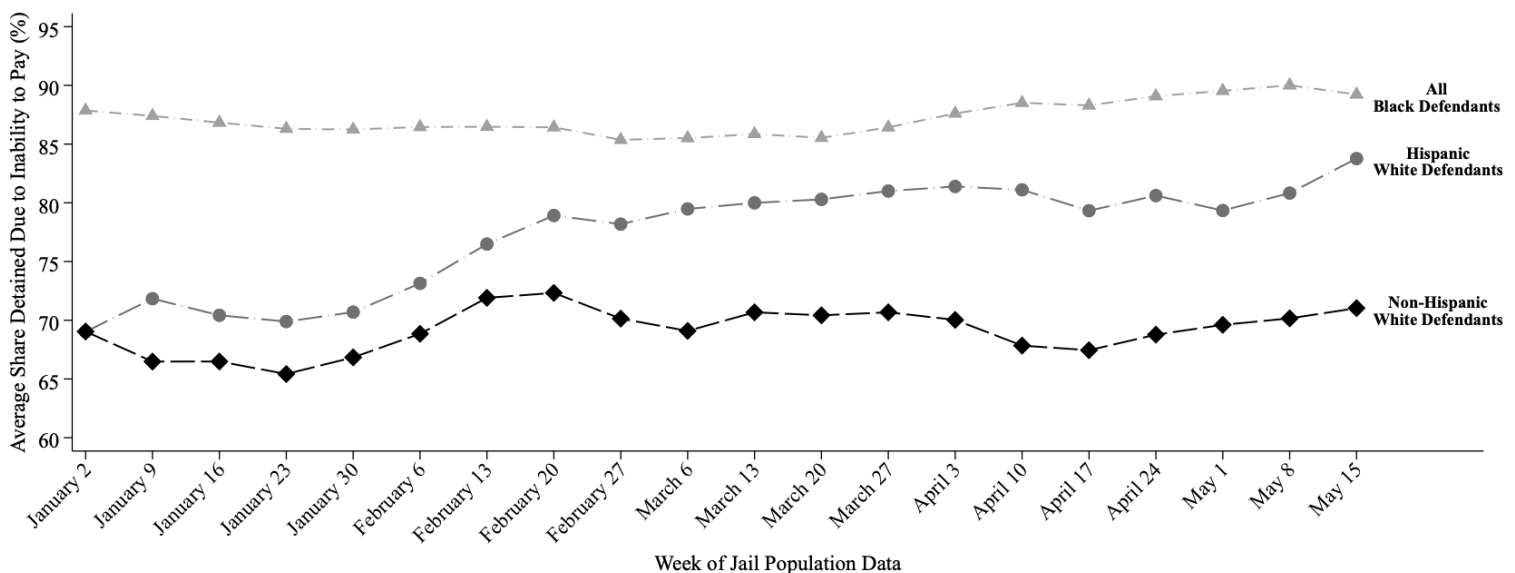
- **89% of Black defendants (155 out of 174)**
- **84% of Hispanic White defendants (41 out of 49)**
- **71% of non-Hispanic White defendants (58 out of 82)**

were detained per night based on inability to pay

Last week, among current pretrial jail inmates assigned to Judge Warren, **89% of Black defendants (155 out of 174 on an average night)**, **84% of Hispanic White defendants (41 out of 49 on an average night)**, and **71% of non-Hispanic White defendants (58 out of 82 on an average night)** were detained in Harris County Jail because they couldn't afford money bail.

Judge Warren's **racial difference in the share detained due to inability to pay for Black and Non-Hispanic White defendants** is among the **50% worst** in Harris County. His **racial difference in the share detained due to inability to pay for Hispanic and Non-Hispanic White defendants** is among the **25% worst** in Harris County.

## Track Judge Warren's Share Detained Due to Inability to Pay



This report uses jail population data provided by Harris County. Share detained due to inability to pay represents the percent of current pretrial jail inmates assigned to this judge who were detained because they couldn't afford money bail.

# HARRIS COUNTY FELONY PRETRIAL DETENTION REPORT

*Brought to you by the Texas Center for Justice and Equity and researchers at Harvard University*

June 19, 2022 - June 25, 2022



## Brian Warren – 209<sup>th</sup> District Court

Among current pretrial jail inmates assigned to Judge Warren:

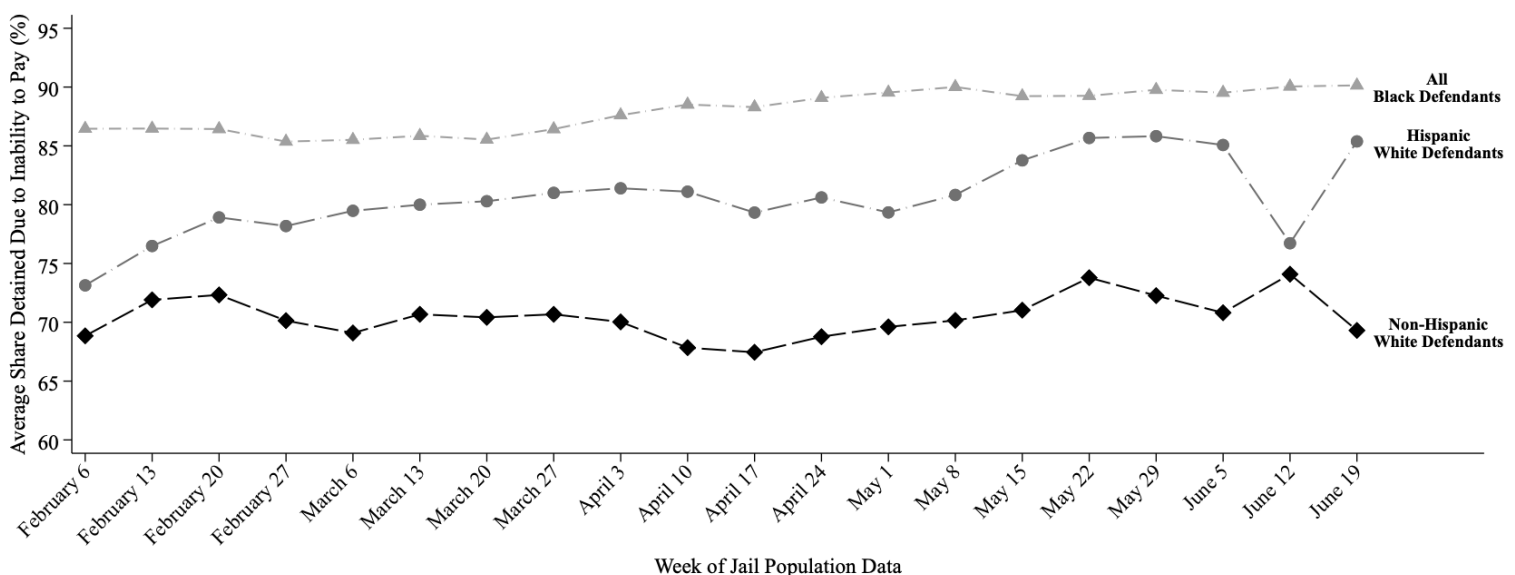
- **90% of Black defendants (155 out of 172)**
- **85% of Hispanic White defendants (42 out of 49)**
- **69% of non-Hispanic White defendants (60 out of 87)**

were detained per night based on inability to pay

Last week, among current pretrial jail inmates assigned to **Judge Warren**, **90% of Black defendants (155 out of 172 on an average night)**, **85% of Hispanic White defendants (42 out of 49 on an average night)**, and **69% of non-Hispanic White defendants (60 out of 87 on an average night)** were detained in Harris County Jail because they couldn't afford money bail.

Judge Warren's **racial difference in the share detained due to inability to pay for Black and Non-Hispanic White defendants** is among the **25% worst** in Harris County. His **racial difference in the share detained due to inability to pay for Hispanic and Non-Hispanic White defendants** is among the **25% worst** in Harris County.

## Track Judge Warren's Share Detained Due to Inability to Pay



This report uses jail population data provided by Harris County. Share detained due to inability to pay represents the percent of current pretrial jail inmates assigned to this judge who were detained because they couldn't afford money bail.

# HARRIS COUNTY FELONY PRETRIAL DETENTION REPORT

*Brought to you by the Texas Center for Justice and Equity and researchers at Harvard University*

June 26, 2022 - July 2, 2022



## Brian Warren – 209<sup>th</sup> District Court

Among current pretrial jail inmates assigned to Judge Warren:

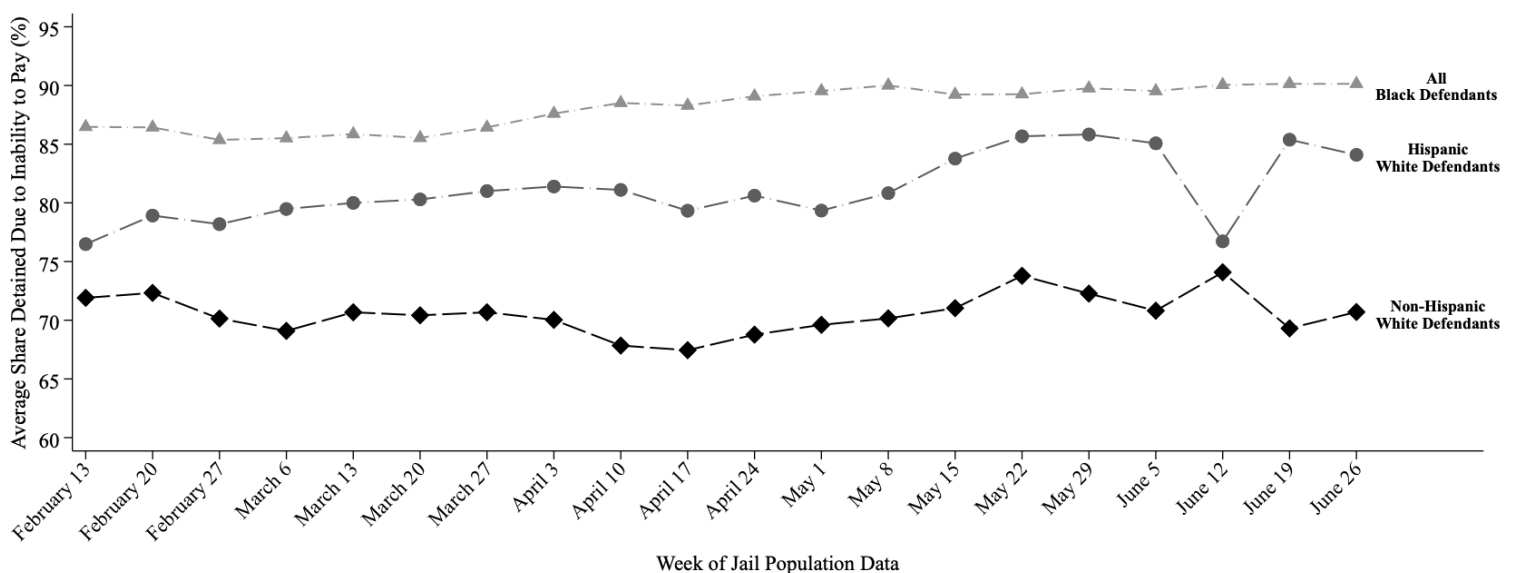
- **90% of Black defendants (155 out of 172)**
- **84% of Hispanic White defendants (37 out of 44)**
- **71% of non-Hispanic White defendants (62 out of 87)**

were detained per night based on inability to pay

Last week, among current pretrial jail inmates assigned to **Judge Warren**, **90% of Black defendants (155 out of 172 on an average night)**, **84% of Hispanic White defendants (37 out of 44 on an average night)**, and **71% of non-Hispanic White defendants (62 out of 87 on an average night)** were detained in Harris County Jail because they couldn't afford money bail.

Judge Warren's **racial difference in the share detained due to inability to pay for Black and Non-Hispanic White defendants** is among the **50% worst** in Harris County. His **racial difference in the share detained due to inability to pay for Hispanic and Non-Hispanic White defendants** is among the **25% worst** in Harris County.

## Track Judge Warren's Share Detained Due to Inability to Pay



This report uses jail population data provided by Harris County. Share detained due to inability to pay represents the percent of current pretrial jail inmates assigned to this judge who were detained because they couldn't afford money bail.

# HARRIS COUNTY FELONY PRETRIAL DETENTION REPORT

*Brought to you by the Texas Center for Justice and Equity and researchers at Harvard University*

July 3, 2022 - July 9, 2022



## Brian Warren – 209<sup>th</sup> District Court

Among current pretrial jail inmates assigned to Judge Warren:

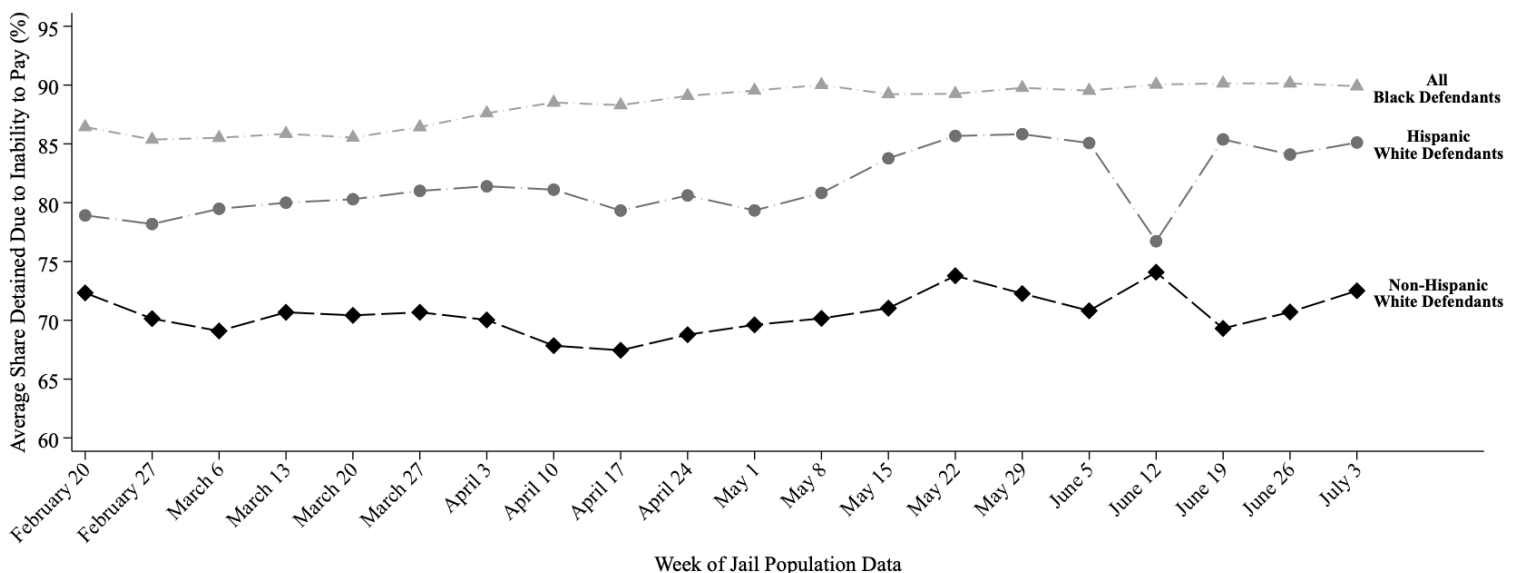
- **90% of Black defendants (155 out of 173)**
- **85% of Hispanic White defendants (38 out of 44)**
- **73% of non-Hispanic White defendants (61 out of 85)**

were detained per night based on inability to pay

Last week, among current pretrial jail inmates assigned to **Judge Warren**, **90% of Black defendants (155 out of 173 on an average night)**, **85% of Hispanic White defendants (38 out of 44 on an average night)**, and **73% of non-Hispanic White defendants (61 out of 85 on an average night)** were detained in Harris County Jail because they couldn't afford money bail.

Judge Warren's **racial difference in the share detained due to inability to pay for Black and Non-Hispanic White defendants** is among the **50% worst** in Harris County. His **racial difference in the share detained due to inability to pay for Hispanic and Non-Hispanic White defendants** is among the **25% worst** in Harris County.

## Track Judge Warren's Share Detained Due to Inability to Pay



This report uses jail population data provided by Harris County. Share detained due to inability to pay represents the percent of current pretrial jail inmates assigned to this judge who were detained because they couldn't afford money bail.

# HARRIS COUNTY FELONY PRETRIAL DETENTION REPORT

*Brought to you by the Texas Center for Justice and Equity and researchers at Harvard University*

July 10, 2022 - July 16, 2022



## Brian Warren – 209<sup>th</sup> District Court

Among current pretrial jail inmates assigned to Judge Warren:

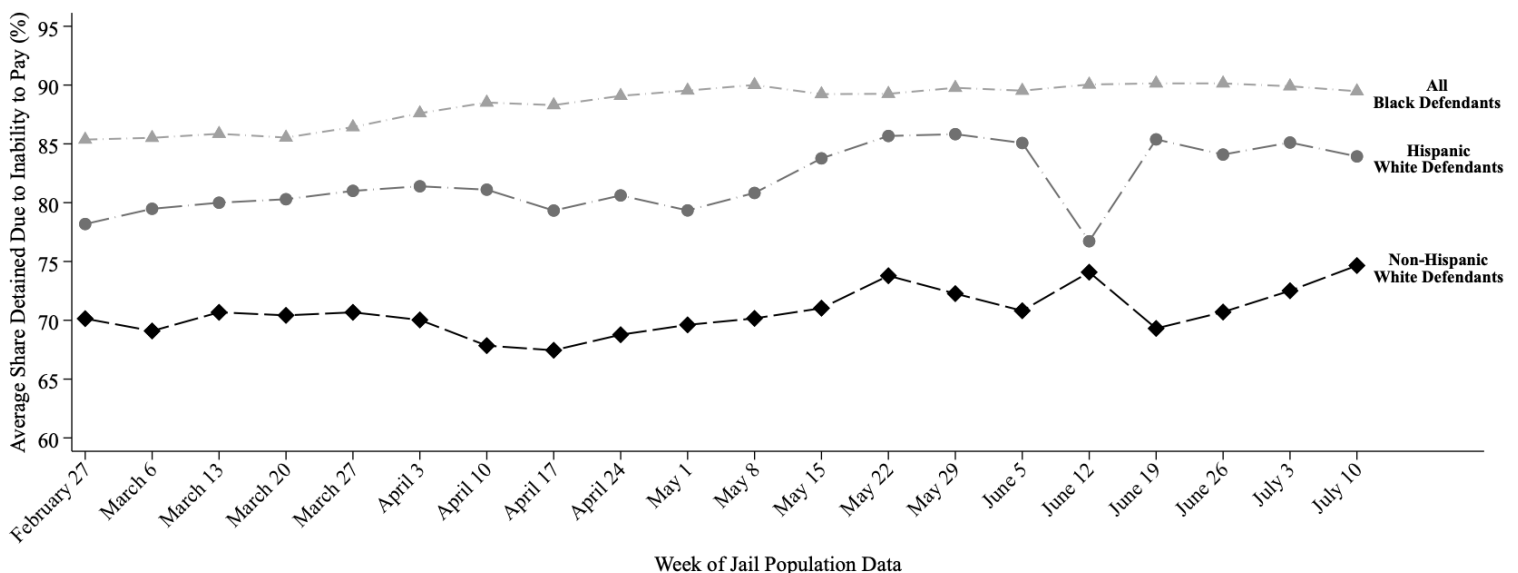
- **89% of Black defendants (153 out of 171)**
- **84% of Hispanic White defendants (37 out of 44)**
- **75% of non-Hispanic White defendants (62 out of 83)**

were detained per night based on inability to pay

Last week, among current pretrial jail inmates assigned to **Judge Warren**, **89% of Black defendants (153 out of 171 on an average night)**, **84% of Hispanic White defendants (37 out of 44 on an average night)**, and **75% of non-Hispanic White defendants (62 out of 83 on an average night)** were detained in Harris County Jail because they couldn't afford money bail.

Judge Warren's **racial difference in the share detained due to inability to pay for Black and Non-Hispanic White defendants** is among the **50% best** in Harris County. His **racial difference in the share detained due to inability to pay for Hispanic and Non-Hispanic White defendants** is among the **50% worst** in Harris County.

## Track Judge Warren's Share Detained Due to Inability to Pay



This report uses jail population data provided by Harris County. Share detained due to inability to pay represents the percent of current pretrial jail inmates assigned to this judge who were detained because they couldn't afford money bail.

# HARRIS COUNTY FELONY PRETRIAL DETENTION REPORT

*Brought to you by the Texas Center for Justice and Equity and researchers at Harvard University*

July 24, 2022 - July 30, 2022



## Brian Warren – 209<sup>th</sup> District Court

Among current pretrial jail inmates assigned to Judge Warren:

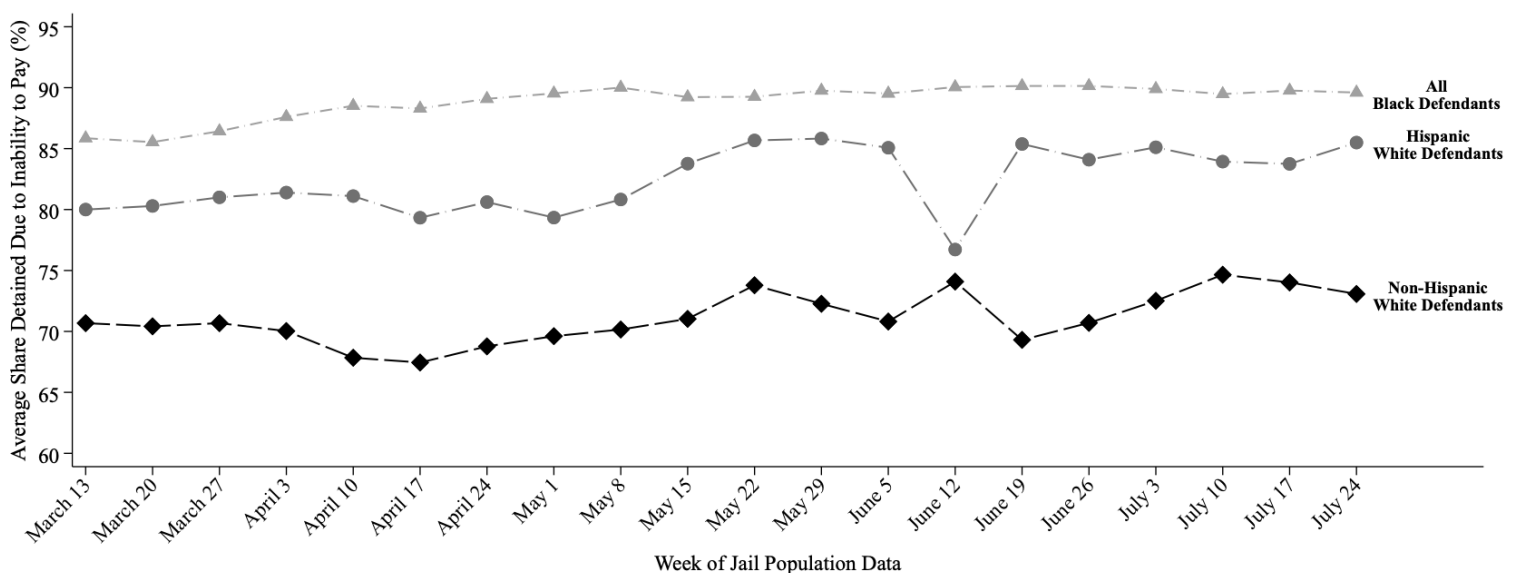
- **90% of Black defendants (149 out of 166)**
- **85% of Hispanic White defendants (32 out of 37)**
- **73% of non-Hispanic White defendants (57 out of 78)**

were detained per night based on inability to pay

Last week, among current pretrial jail inmates assigned to Judge Warren, **90% of Black defendants (149 out of 166 on an average night)**, **85% of Hispanic White defendants (32 out of 37 on an average night)**, and **73% of non-Hispanic White defendants (57 out of 78 on an average night)** were detained in Harris County Jail because they couldn't afford money bail.

Judge Warren's **racial difference in the share detained due to inability to pay for Black and Non-Hispanic White defendants** is among the **50% best** in Harris County. His **racial difference in the share detained due to inability to pay for Hispanic and Non-Hispanic White defendants** is among the **25% worst** in Harris County.

## Track Judge Warren's Share Detained Due to Inability to Pay



This report uses jail population data provided by Harris County. Share detained due to inability to pay represents the percent of current pretrial jail inmates assigned to this judge who were detained because they couldn't afford money bail.



# HARRIS COUNTY FELONY PRETRIAL DETENTION REPORT

*Brought to you by the Texas Center for Justice and Equity and researchers at Harvard University*

August 21, 2022 - August 27, 2022



## Brian Warren – 209<sup>th</sup> District Court

Among current pretrial jail inmates assigned to Judge Warren:

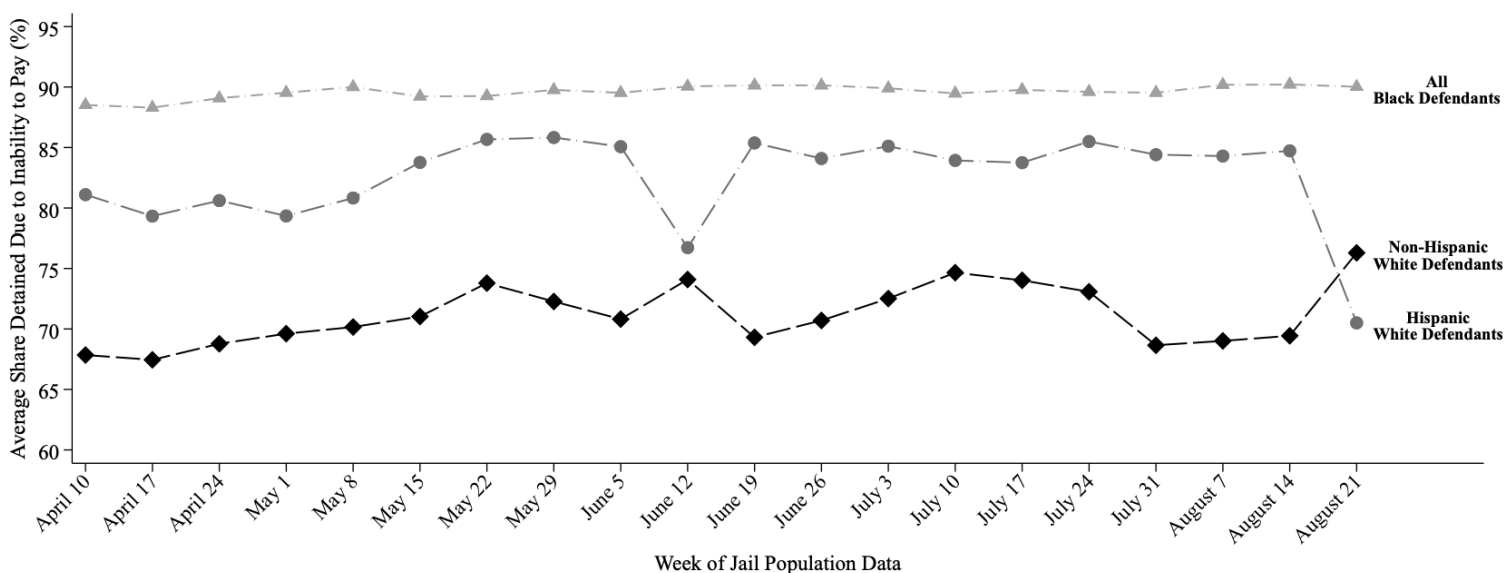
- **90% of Black defendants (142 out of 157)**
- **71% of Hispanic White defendants (40 out of 57)**
- **76% of non-Hispanic White defendants (40 out of 52)**

were detained per night based on inability to pay

Last week, among current pretrial jail inmates assigned to Judge Warren, **90% of Black defendants (142 out of 157 on an average night)**, **71% of Hispanic White defendants (40 out of 57 on an average night)**, and **76% of non-Hispanic White defendants (40 out of 52 on an average night)** were detained in Harris County Jail because they couldn't afford money bail.

Judge Warren's **racial difference in the share detained due to inability to pay for Black and Non-Hispanic White defendants** is among the **25% worst** in Harris County. His **racial difference in the share detained due to inability to pay for Hispanic and Non-Hispanic White defendants** is among the **25% best** in Harris County.

## Track Judge Warren's Share Detained Due to Inability to Pay



This report uses jail population data provided by Harris County. Share detained due to inability to pay represents the percent of current pretrial jail inmates assigned to this judge who were detained because they couldn't afford money bail.

# HARRIS COUNTY FELONY PRETRIAL DETENTION REPORT

*Brought to you by the Texas Center for Justice and Equity and researchers at Harvard University*

September 4, 2022 - September 10, 2022



## Brian Warren – 209<sup>th</sup> District Court

Among current pretrial jail inmates assigned to Judge Warren:

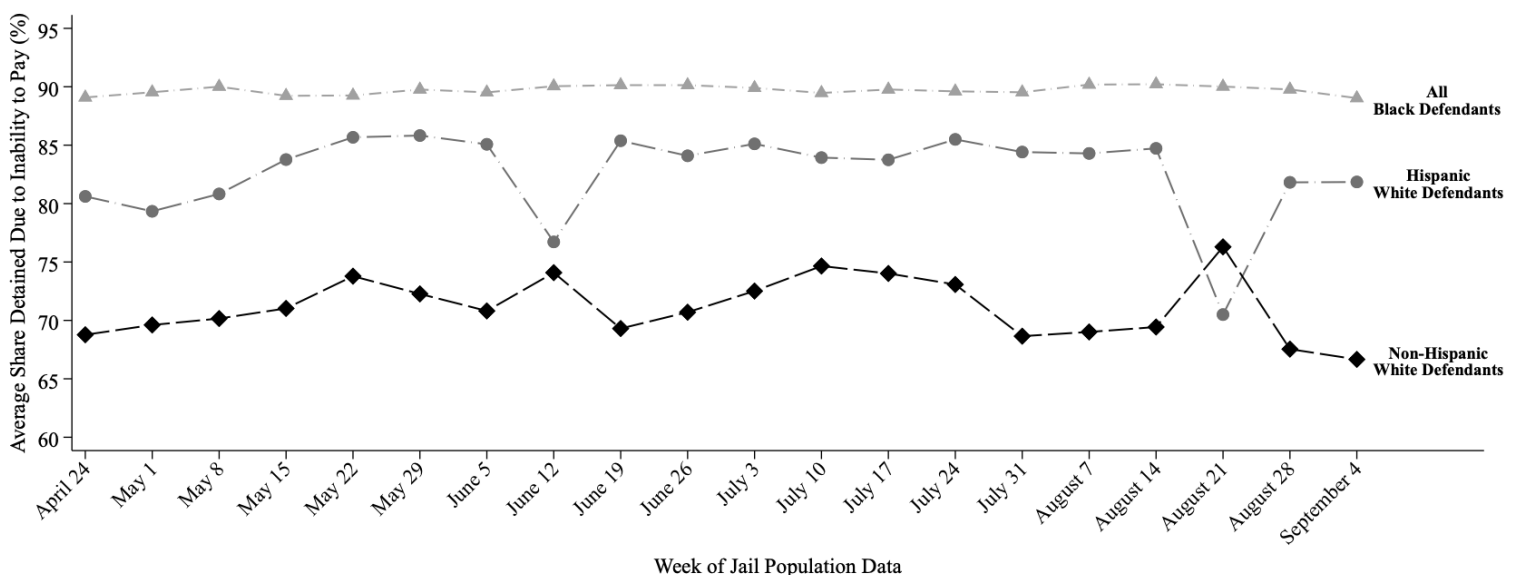
- **89% of Black defendants (141 out of 159)**
- **82% of Hispanic White defendants (33 out of 40)**
- **67% of non-Hispanic White defendants (46 out of 69)**

were detained per night based on inability to pay

Last week, among current pretrial jail inmates assigned to Judge Warren, **89% of Black defendants (141 out of 159 on an average night)**, **82% of Hispanic White defendants (33 out of 40 on an average night)**, and **67% of non-Hispanic White defendants (46 out of 69 on an average night)** were detained in Harris County Jail because they couldn't afford money bail.

Judge Warren's **racial difference in the share detained due to inability to pay for Black and Non-Hispanic White defendants** is among the **50% worst** in Harris County. His **racial difference in the share detained due to inability to pay for Hispanic and Non-Hispanic White defendants** is among the **25% worst** in Harris County.

## Track Judge Warren's Share Detained Due to Inability to Pay



This report uses jail population data provided by Harris County. Share detained due to inability to pay represents the percent of current pretrial jail inmates assigned to this judge who were detained because they couldn't afford money bail.

# HARRIS COUNTY FELONY PRETRIAL DETENTION REPORT

*Brought to you by the Texas Center for Justice and Equity and researchers at Harvard University*

September 18, 2022 - September 24, 2022



## Brian Warren – 209<sup>th</sup> District Court

Among current pretrial jail inmates assigned to Judge Warren:

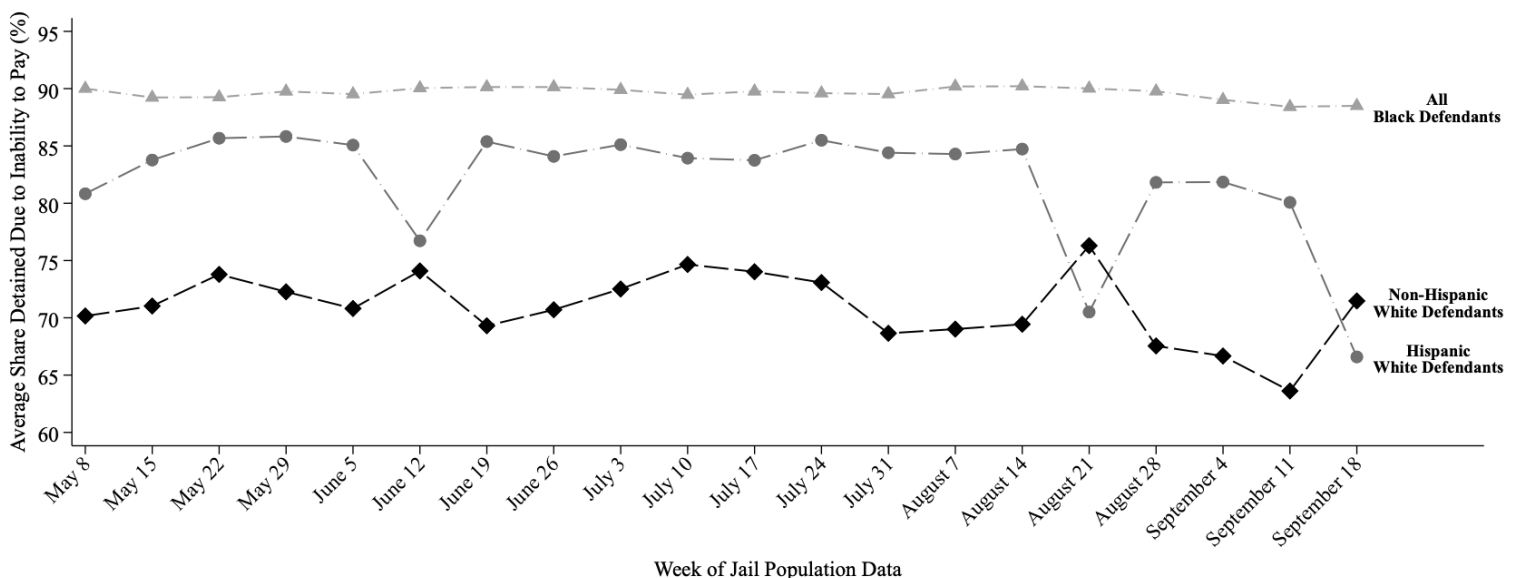
- **89% of Black defendants (140 out of 158)**
- **67% of Hispanic White defendants (40 out of 61)**
- **71% of non-Hispanic White defendants (33 out of 47)**

were detained per night based on inability to pay

Last week, among current pretrial jail inmates assigned to Judge Warren, **89% of Black defendants (140 out of 158 on an average night)**, **67% of Hispanic White defendants (40 out of 61 on an average night)**, and **71% of non-Hispanic White defendants (33 out of 47 on an average night)** were detained in Harris County Jail because they couldn't afford money bail.

Judge Warren's **racial difference in the share detained due to inability to pay for Black and Non-Hispanic White defendants** is among the **25% worst** in Harris County. His **racial difference in the share detained due to inability to pay for Hispanic and Non-Hispanic White defendants** is among the **25% best** in Harris County.

## Track Judge Warren's Share Detained Due to Inability to Pay



This report uses jail population data provided by Harris County. Share detained due to inability to pay represents the percent of current pretrial jail inmates assigned to this judge who were detained because they couldn't afford money bail.

# HARRIS COUNTY FELONY PRETRIAL DETENTION REPORT

*Brought to you by the Texas Center for Justice and Equity and researchers at Harvard University*

October 9, 2022 - October 15, 2022



## Brian Warren – 209<sup>th</sup> District Court

Among current pretrial jail inmates assigned to Judge Warren:

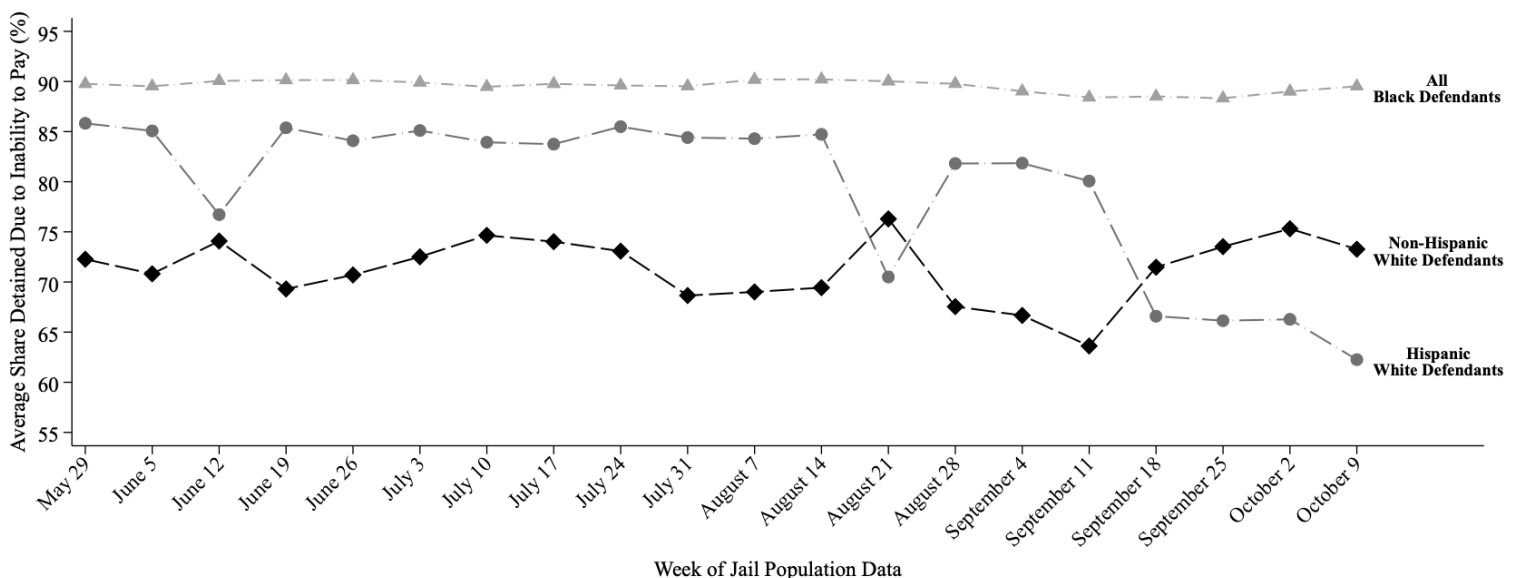
- **90% of Black defendants (138 out of 154)**
- **62% of Hispanic White defendants (37 out of 59)**
- **73% of non-Hispanic White defendants (35 out of 48)**

were detained per night based on inability to pay

Last week, among current pretrial jail inmates assigned to Judge Warren, **90% of Black defendants (138 out of 154 on an average night)**, **62% of Hispanic White defendants (37 out of 59 on an average night)**, and **73% of non-Hispanic White defendants (35 out of 48 on an average night)** were detained in Harris County Jail because they couldn't afford money bail.

Judge Warren's **racial difference in the share detained due to inability to pay for Black and Non-Hispanic White defendants** is among the **25% worst** in Harris County. His **racial difference in the share detained due to inability to pay for Hispanic and Non-Hispanic White defendants** is among the **25% best** in Harris County.

## Track Judge Warren's Share Detained Due to Inability to Pay



This report uses jail population data provided by Harris County. Share detained due to inability to pay represents the percent of current pretrial jail inmates assigned to this judge who were detained because they couldn't afford money bail.

# HARRIS COUNTY FELONY PRETRIAL DETENTION REPORT

*Brought to you by the Texas Center for Justice and Equity and researchers at Harvard University*

October 23, 2022 - October 29, 2022



## Brian Warren – 209<sup>th</sup> District Court

Among current pretrial jail inmates assigned to Judge Warren:

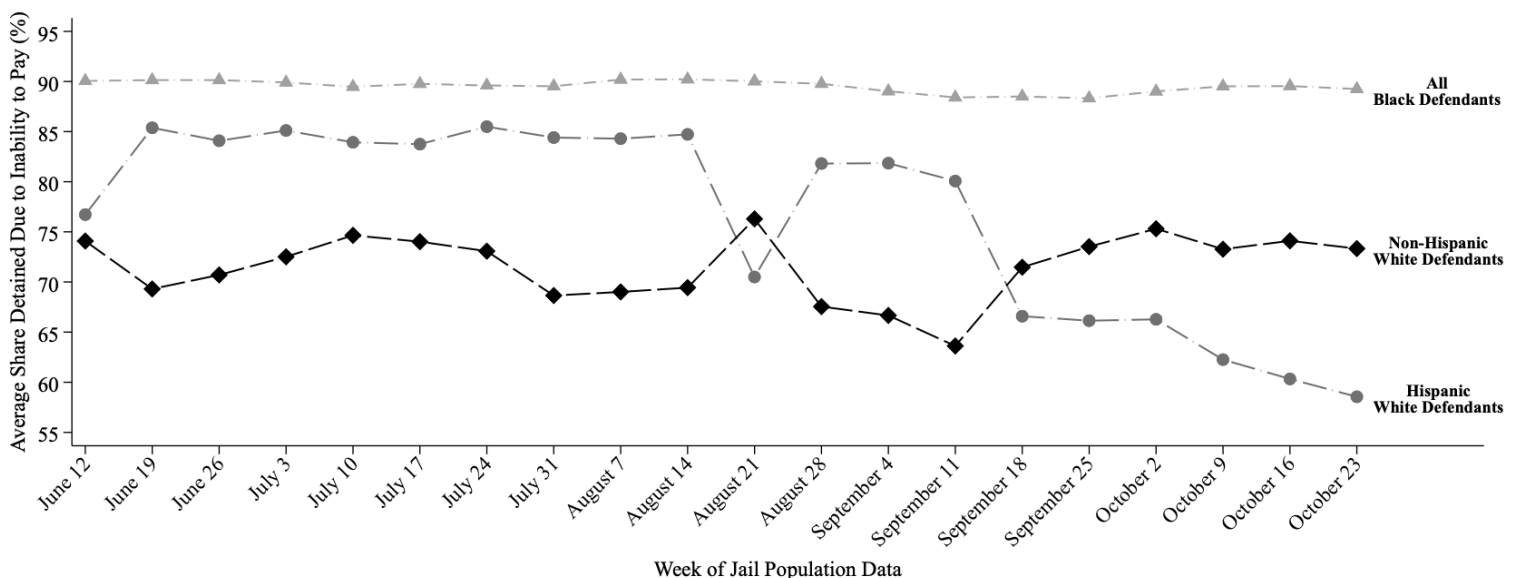
- **89% of Black defendants (130 out of 146)**
- **59% of Hispanic White defendants (35 out of 59)**
- **73% of non-Hispanic White defendants (35 out of 47)**

were detained per night based on inability to pay

Last week, among current pretrial jail inmates assigned to Judge Warren, **89% of Black defendants (130 out of 146 on an average night)**, **59% of Hispanic White defendants (35 out of 59 on an average night)**, and **73% of non-Hispanic White defendants (35 out of 47 on an average night)** were detained in Harris County Jail because they couldn't afford money bail.

Judge Warren's **racial difference in the share detained due to inability to pay for Black and Non-Hispanic White defendants** is among the **25% worst** in Harris County. His **racial difference in the share detained due to inability to pay for Hispanic and Non-Hispanic White defendants** is among the **50% best** in Harris County.

## Track Judge Warren's Share Detained Due to Inability to Pay



This report uses jail population data provided by Harris County. Share detained due to inability to pay represents the percent of current pretrial jail inmates assigned to this judge who were detained because they couldn't afford money bail.

# HARRIS COUNTY FELONY PRETRIAL DETENTION REPORT

*Brought to you by the Texas Center for Justice and Equity and researchers at Harvard University*

November 6, 2022 - November 12, 2022



## Brian Warren – 209<sup>th</sup> District Court

Among current pretrial jail inmates assigned to Judge Warren:

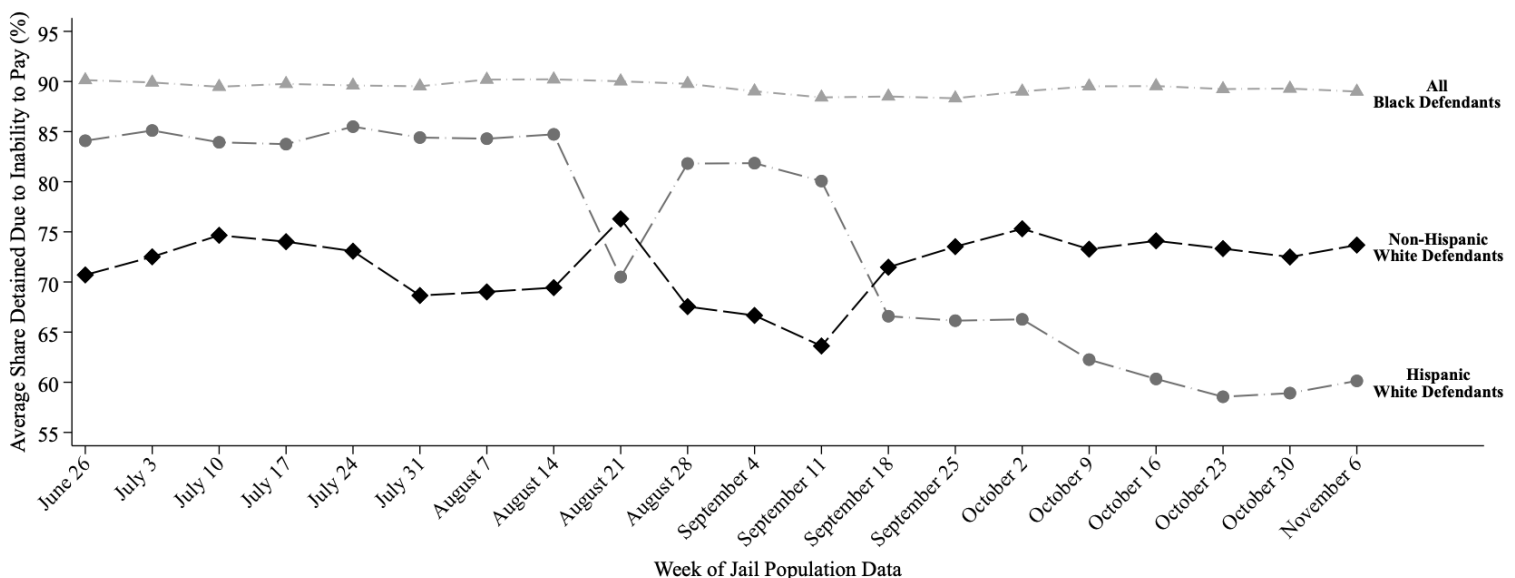
- **89% of Black defendants (134 out of 151)**
- **60% of Hispanic White defendants (37 out of 61)**
- **74% of non-Hispanic White defendants (40 out of 54)**

were detained per night based on inability to pay

Last week, among current pretrial jail inmates assigned to Judge Warren, **89% of Black defendants (134 out of 151 on an average night)**, **60% of Hispanic White defendants (37 out of 61 on an average night)**, and **74% of non-Hispanic White defendants (40 out of 54 on an average night)** were detained in Harris County Jail because they couldn't afford money bail.

Judge Warren's **racial difference in the share detained due to inability to pay for Black and Non-Hispanic White defendants** is among the **50% worst** in Harris County. His **racial difference in the share detained due to inability to pay for Hispanic and Non-Hispanic White defendants** is among the **50% best** in Harris County.

## Track Judge Warren's Share Detained Due to Inability to Pay



This report uses jail population data provided by Harris County. Share detained due to inability to pay represents the percent of current pretrial jail inmates assigned to this judge who were detained because they couldn't afford money bail.



# HARRIS COUNTY FELONY PRETRIAL DETENTION REPORT

*Brought to you by the Texas Center for Justice and Equity and researchers at Harvard University*

November 20, 2022 - November 26, 2022



## Brian Warren – 209<sup>th</sup> District Court

Among current pretrial jail inmates assigned to Judge Warren:

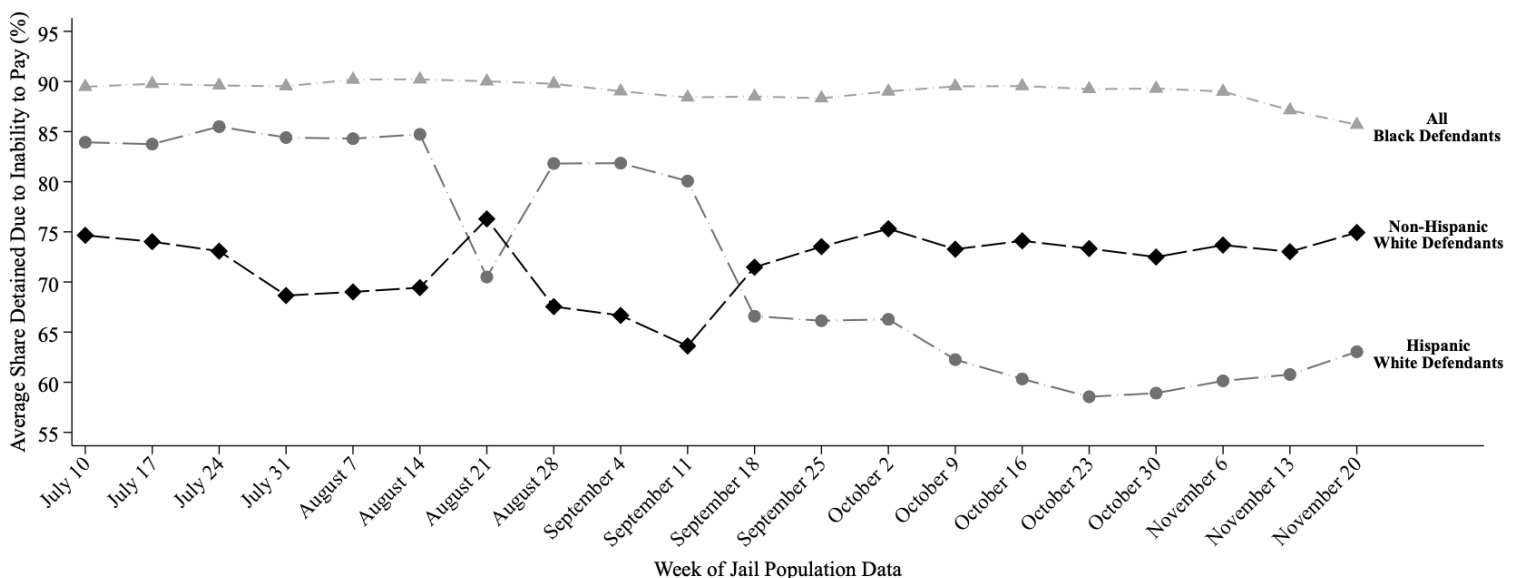
- **86% of Black defendants (131 out of 153)**
- **63% of Hispanic White defendants (41 out of 66)**
- **75% of non-Hispanic White defendants (42 out of 56)**

were detained per night based on inability to pay

Last week, among current pretrial jail inmates assigned to Judge Warren, **86% of Black defendants (131 out of 153 on an average night)**, **63% of Hispanic White defendants (41 out of 66 on an average night)**, and **75% of non-Hispanic White defendants (42 out of 56 on an average night)** were detained in Harris County Jail because they couldn't afford money bail.

Judge Warren's **racial difference in the share detained due to inability to pay for Black and Non-Hispanic White defendants** is among the **50% best** in Harris County. His **racial difference in the share detained due to inability to pay for Hispanic and Non-Hispanic White defendants** is among the **50% best** in Harris County.

## Track Judge Warren's Share Detained Due to Inability to Pay



This report uses jail population data provided by Harris County. Share detained due to inability to pay represents the percent of current pretrial jail inmates assigned to this judge who were detained because they couldn't afford money bail.

# HARRIS COUNTY FELONY PRETRIAL DETENTION REPORT

*Brought to you by the Texas Center for Justice and Equity and researchers at Harvard University*

November 27, 2022 - December 3, 2022



## Brian Warren – 209<sup>th</sup> District Court

Among current pretrial jail inmates assigned to Judge Warren:

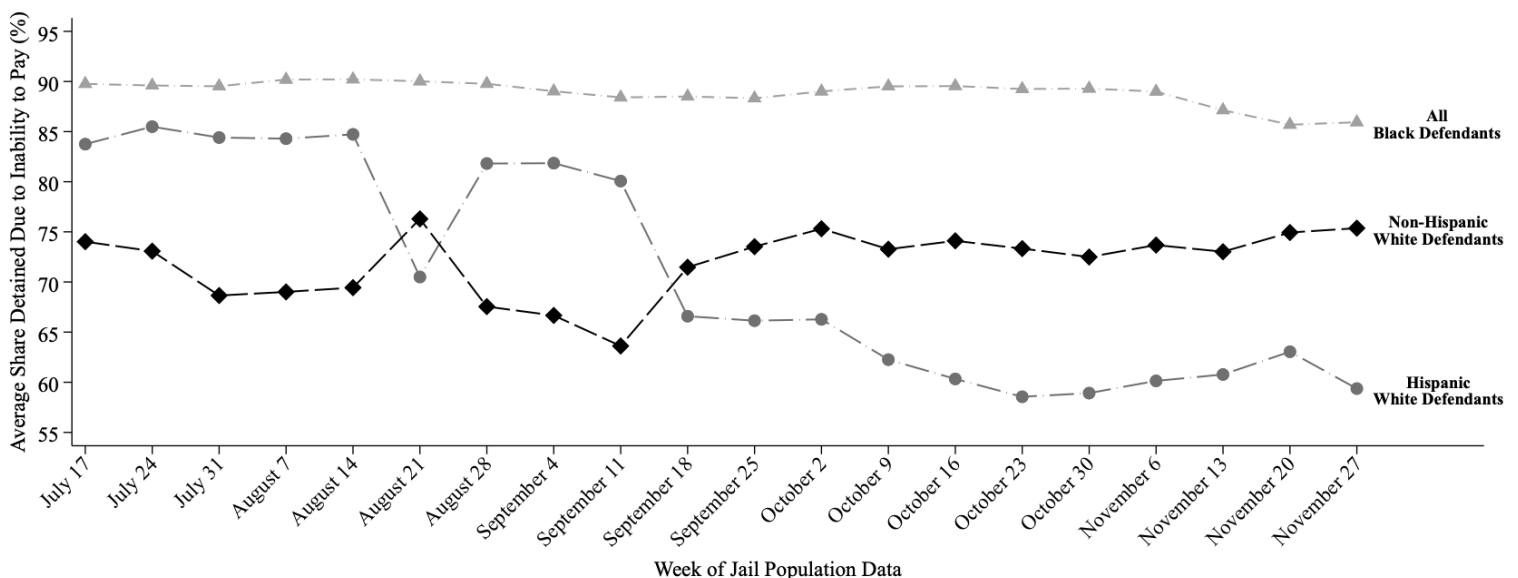
- **86% of Black defendants (134 out of 156)**
- **59% of Hispanic White defendants (40 out of 68)**
- **75% of non-Hispanic White defendants (44 out of 58)**

were detained per night based on inability to pay

Last week, among current pretrial jail inmates assigned to Judge Warren, **86% of Black defendants (134 out of 156 on an average night)**, **59% of Hispanic White defendants (40 out of 68 on an average night)**, and **75% of non-Hispanic White defendants (44 out of 58 on an average night)** were detained in Harris County Jail because they couldn't afford money bail.

Judge Warren's **racial difference in the share detained due to inability to pay for Black and Non-Hispanic White defendants** is among the **50% best** in Harris County. His **racial difference in the share detained due to inability to pay for Hispanic and Non-Hispanic White defendants** is among the **50% worst** in Harris County.

## Track Judge Warren's Share Detained Due to Inability to Pay



This report uses jail population data provided by Harris County. Share detained due to inability to pay represents the percent of current pretrial jail inmates assigned to this judge who were detained because they couldn't afford money bail.

# HARRIS COUNTY FELONY PRETRIAL DETENTION REPORT

*Brought to you by the Texas Center for Justice and Equity and researchers at Harvard University*

December 4, 2022 - December 10, 2022



## Brian Warren – 209<sup>th</sup> District Court

Among current pretrial jail inmates assigned to Judge Warren:

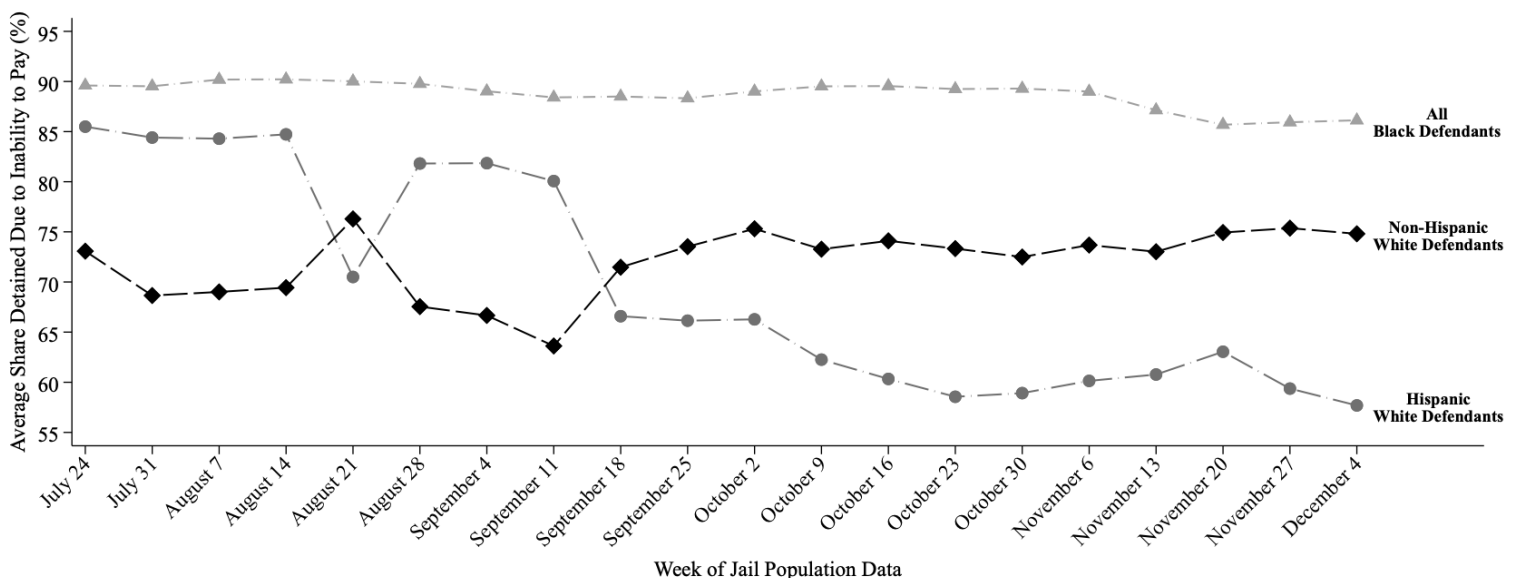
- **86% of Black defendants (135 out of 157)**
- **58% of Hispanic White defendants (41 out of 71)**
- **75% of non-Hispanic White defendants (42 out of 56)**

were detained per night based on inability to pay

Last week, among current pretrial jail inmates assigned to Judge Warren, **86% of Black defendants (135 out of 157 on an average night)**, **58% of Hispanic White defendants (41 out of 71 on an average night)**, and **75% of non-Hispanic White defendants (42 out of 56 on an average night)** were detained in Harris County Jail because they couldn't afford money bail.

Judge Warren's **racial difference in the share detained due to inability to pay for Black and Non-Hispanic White defendants** is among the **50% best** in Harris County. His **racial difference in the share detained due to inability to pay for Hispanic and Non-Hispanic White defendants** is among the **50% worst** in Harris County.

## Track Judge Warren's Share Detained Due to Inability to Pay



This report uses jail population data provided by Harris County. Share detained due to inability to pay represents the percent of current pretrial jail inmates assigned to this judge who were detained because they couldn't afford money bail.

# HARRIS COUNTY FELONY PRETRIAL DETENTION REPORT

BROUGHT TO YOU BY THE TEXAS CENTER FOR JUSTICE & EQUITY AND THE TEXAS ORGANIZING PROJECT

ON AN AVERAGE NIGHT LAST WEEK **6,043** PEOPLE WERE LOCKED IN A CAGE AT THE HARRIS COUNTY JAIL BECAUSE THEY COULDN'T AFFORD MONEY BAIL, EVEN THOUGH IT IS ILLEGAL TO JAIL PEOPLE SOLELY BECAUSE THEY ARE POOR. THIS REPORT USES JAIL POPULATION DATA PROVIDED BY HARRIS COUNTY TO COMPARE THE PRETRIAL DETENTION NUMBERS OF HARRIS COUNTY'S FELONY JUDGES.

## DISTRICT COURTS BY HIGHEST PRETRIAL DETENTION POPULATION JANUARY 2, 2022 - JANUARY 8, 2022\*

### #1: JUDGE RAMONA FRANKLIN



# 500

PEOPLE DETAINED  
PER NIGHT BASED  
ON INABILITY  
TO PAY

338TH DISTRICT COURT

### #2: JUDGE HAZEL B. JONES



# 377

PEOPLE DETAINED  
PER NIGHT BASED  
ON INABILITY  
TO PAY

174TH DISTRICT COURT

### #3: JUDGE NIKITA HARMON



# 349

PEOPLE DETAINED  
PER NIGHT BASED  
ON INABILITY  
TO PAY

176TH DISTRICT COURT

RANK	COURT	JUDGE	DAILY AVERAGE NUMBER OF PEOPLE DETAINED PRETRIAL
4.	262ND	LORI CHAMBERS GRAY	341
5.	208TH	GREG GLASS	295
6.	178TH	KELLI JOHNSON	271
7.	183RD	CHUCK SILVERMAN	263
8.	185TH	JASON LUONG	262
9.	177TH	ROBERT JOHNSON	262
10.	248TH	HILARY UNGER	262
11.	230TH	CHRIS MORTON	242
12.	209TH	BRIAN E. WARREN	239
13.	182ND	DANILO LACAYO	238
14.	337TH	COLLEEN GAIDO	234
15.	263RD	AMY MARTIN	227
16.	180TH	DASEAN JONES	227
17.	184TH	ABIGAIL ANASTASIO	222
18.	482ND	MARITZA ANTU	215
19.	179TH	ANA MARTINEZ	200
20.	232ND	JOSH HILL	200
21.	228TH	FRANK AGUILAR	179
22.	339TH	TE'IVA J. BELL	153
23.	351ST	NATALIA "NATA" CORNELIO	152
-	RIC	BROCK THOMAS	79

Harris County taxpayers spent over **\$3.1 MILLION** on illegal pretrial detention this week.

That's over **TWICE** the amount Harris County taxpayers spend every week on public health services,  
the public library, and pollution control **COMBINED.**

# HARRIS COUNTY FELONY PRETRIAL DETENTION REPORT

BROUGHT TO YOU BY THE TEXAS CENTER FOR JUSTICE & EQUITY AND THE TEXAS ORGANIZING PROJECT

ON AN AVERAGE NIGHT LAST WEEK **5,978** PEOPLE WERE LOCKED IN A CAGE AT THE HARRIS COUNTY JAIL BECAUSE THEY COULDN'T AFFORD MONEY BAIL, EVEN THOUGH IT IS ILLEGAL TO JAIL PEOPLE SOLELY BECAUSE THEY ARE POOR. THIS REPORT USES JAIL POPULATION DATA PROVIDED BY HARRIS COUNTY TO COMPARE THE PRETRIAL DETENTION NUMBERS OF HARRIS COUNTY'S FELONY JUDGES.

## DISTRICT COURTS BY HIGHEST PRETRIAL DETENTION POPULATION DECEMBER 26, 2021 - JANUARY 1, 2022\*

### #1: JUDGE RAMONA FRANKLIN



# 493

PEOPLE DETAINED  
PER NIGHT BASED  
ON INABILITY  
TO PAY

338TH DISTRICT COURT

### #2: JUDGE HAZEL B. JONES



# 374

PEOPLE DETAINED  
PER NIGHT BASED  
ON INABILITY  
TO PAY

174TH DISTRICT COURT

### #3: JUDGE NIKITA HARMON



# 348

PEOPLE DETAINED  
PER NIGHT BASED  
ON INABILITY  
TO PAY

176TH DISTRICT COURT

RANK	COURT	JUDGE	DAILY AVERAGE NUMBER OF PEOPLE DETAINED PRETRIAL
4.	262ND	LORI CHAMBERS GRAY	341
5.	208TH	GREG GLASS	295
6.	177TH	ROBERT JOHNSON	271
7.	183RD	CHUCK SILVERMAN	263
8.	185TH	JASON LUONG	262
9.	178TH	KELLI JOHNSON	262
10.	248TH	HILARY UNGER	262
11.	230TH	CHRIS MORTON	242
12.	182ND	DANILO LACAYO	239
13.	209TH	BRIAN E. WARREN	238
14.	337TH	COLLEEN GAIDO	234
15.	263RD	AMY MARTIN	227
16.	180TH	DASEAN JONES	227
17.	184TH	ABIGAIL ANASTASIO	222
18.	482ND	VISITING JUDGES*	215
19.	232ND	JOSH HILL	200
20.	179TH	ANA MARTINEZ	200
21.	228TH	FRANK AGUILAR	179
22.	339TH	TE'IVA J. BELL	153
23.	351ST	NATALIA "NATA" CORNELIO	152
-	RIC	BROCK THOMAS	79

Harris County taxpayers spent over **\$3.1 MILLION** on illegal pretrial detention this week.

That's over **TWICE** the amount Harris County taxpayers spend every week on public health services,  
the public library, and pollution control **COMBINED**.

\* VISITING JUDGES PRESIDE OVER THE 482ND DISTRICT COURT, WHICH BEGAN TAKING CASES SEPTEMBER 1, 2021.

# HARRIS COUNTY FELONY PRETRIAL DETENTION REPORT

BROUGHT TO YOU BY THE TEXAS CENTER FOR JUSTICE & EQUITY AND THE TEXAS ORGANIZING PROJECT

ON AN AVERAGE NIGHT LAST WEEK **5,959** PEOPLE WERE LOCKED IN A CAGE AT THE HARRIS COUNTY JAIL BECAUSE THEY COULDN'T AFFORD MONEY BAIL, EVEN THOUGH IT IS ILLEGAL TO JAIL PEOPLE SOLELY BECAUSE THEY ARE POOR. THIS REPORT USES JAIL POPULATION DATA PROVIDED BY HARRIS COUNTY TO COMPARE THE PRETRIAL DETENTION NUMBERS OF HARRIS COUNTY'S FELONY JUDGES.

## DISTRICT COURTS BY HIGHEST PRETRIAL DETENTION POPULATION JANUARY 16, 2022 - JANUARY 22, 2022

### #1: JUDGE RAMONA FRANKLIN



# 511

PEOPLE DETAINED  
PER NIGHT BASED  
ON INABILITY  
TO PAY

338TH DISTRICT COURT

### #2: JUDGE HAZEL B. JONES



# 395

PEOPLE DETAINED  
PER NIGHT BASED  
ON INABILITY  
TO PAY

174TH DISTRICT COURT

### #3: JUDGE NIKITA HARMON



# 340

PEOPLE DETAINED  
PER NIGHT BASED  
ON INABILITY  
TO PAY

176TH DISTRICT COURT

RANK	COURT	JUDGE	DAILY AVERAGE NUMBER OF PEOPLE DETAINED PRETRIAL
4.	262ND	LORI CHAMBERS GRAY	336
5.	208TH	GREG GLASS	311
6.	178TH	KELLI JOHNSON	285
7.	185TH	JASON LUONG	272
8.	183RD	CHUCK SILVERMAN	262
9.	177TH	ROBERT JOHNSON	250
10.	248TH	HILARY UNGER	249
11.	230TH	CHRIS MORTON	236
12.	182ND	DANILO LACAYO	234
13.	209TH	BRIAN E. WARREN	233
14.	337TH	COLLEEN GAIDO	224
15.	263RD	AMY MARTIN	223
16.	180TH	DASEAN JONES	222
17.	184TH	ABIGAIL ANASTASIO	211
18.	482ND	MARITZA ANTU	208
19.	179TH	ANA MARTINEZ	193
20.	232ND	JOSH HILL	193
21.	228TH	FRANK AGUILAR	177
22.	339TH	TE'IVA J. BELL	150
23.	351ST	NATALIA "NATA" CORNELIO	144
-	RIC	BROCK THOMAS	99

Harris County taxpayers spent over **\$3.1 MILLION** on illegal pretrial detention this week.

That's over **TWICE** the amount Harris County taxpayers spend every week on public health services,  
the public library, and pollution control **COMBINED.**



# HARRIS COUNTY FELONY PRETRIAL DETENTION REPORT

BROUGHT TO YOU BY THE TEXAS CENTER FOR JUSTICE & EQUITY AND THE TEXAS ORGANIZING PROJECT

ON AN AVERAGE NIGHT LAST WEEK **5,988** PEOPLE WERE LOCKED IN A CAGE AT THE HARRIS COUNTY JAIL BECAUSE THEY COULDN'T AFFORD MONEY BAIL, EVEN THOUGH IT IS ILLEGAL TO JAIL PEOPLE SOLELY BECAUSE THEY ARE POOR. THIS REPORT USES JAIL POPULATION DATA PROVIDED BY HARRIS COUNTY TO COMPARE THE PRETRIAL DETENTION NUMBERS OF HARRIS COUNTY'S FELONY JUDGES.

## DISTRICT COURTS BY HIGHEST PRETRIAL DETENTION POPULATION JANUARY 23, 2022 - JANUARY 29, 2022

### #1: JUDGE RAMONA FRANKLIN



# 516

PEOPLE DETAINED  
PER NIGHT BASED  
ON INABILITY  
TO PAY

338TH DISTRICT COURT

### #2: JUDGE HAZEL B. JONES



# 392

PEOPLE DETAINED  
PER NIGHT BASED  
ON INABILITY  
TO PAY

174TH DISTRICT COURT

### #3: JUDGE NIKITA HARMON



# 341

PEOPLE DETAINED  
PER NIGHT BASED  
ON INABILITY  
TO PAY

176TH DISTRICT COURT

RANK	COURT	JUDGE	DAILY AVERAGE NUMBER OF PEOPLE DETAINED PRETRIAL
4.	262ND	LORI CHAMBERS GRAY	333
5.	208TH	GREG GLASS	312
6.	178TH	KELLI JOHNSON	288
7.	185TH	JASON LUONG	272
8.	183RD	CHUCK SILVERMAN	256
9.	177TH	ROBERT JOHNSON	253
10.	248TH	HILARY UNGER	250
11.	182ND	DANILO LACAYO	241
12.	230TH	CHRIS MORTON	234
13.	209TH	BRIAN E. WARREN	231
14.	180TH	DASEAN JONES	226
15.	263RD	AMY MARTIN	224
16.	337TH	COLLEEN GAIDO	224
17.	184TH	ABIGAIL ANASTASIO	211
18.	482ND	MARITZA ANTU	211
19.	232ND	JOSH HILL	194
20.	179TH	ANA MARTINEZ	192
21.	228TH	FRANK AGUILAR	184
22.	339TH	TE'IVA J. BELL	156
23.	351ST	NATALIA "NATA" CORNELIO	147
-	RIC	BROCK THOMAS	104

Harris County taxpayers spent over **\$3.1 MILLION** on illegal pretrial detention this week.

That's over **TWICE** the amount Harris County taxpayers spend every week on public health services,  
the public library, and pollution control **COMBINED.**

# HARRIS COUNTY FELONY PRETRIAL DETENTION REPORT

BROUGHT TO YOU BY THE TEXAS CENTER FOR JUSTICE & EQUITY AND THE TEXAS ORGANIZING PROJECT

ON AN AVERAGE NIGHT LAST WEEK **6,052** PEOPLE WERE LOCKED IN A CAGE AT THE HARRIS COUNTY JAIL BECAUSE THEY COULDN'T AFFORD MONEY BAIL, EVEN THOUGH IT IS ILLEGAL TO JAIL PEOPLE SOLELY BECAUSE THEY ARE POOR. THIS REPORT USES JAIL POPULATION DATA PROVIDED BY HARRIS COUNTY TO COMPARE THE PRETRIAL DETENTION NUMBERS OF HARRIS COUNTY'S FELONY JUDGES.

## DISTRICT COURTS BY HIGHEST PRETRIAL DETENTION POPULATION JANUARY 30, 2022 - FEBRUARY 5, 2022

### #1: JUDGE RAMONA FRANKLIN



# 522

PEOPLE DETAINED  
PER NIGHT BASED  
ON INABILITY  
TO PAY

338TH DISTRICT COURT

### #2: JUDGE HAZEL B. JONES



# 399

PEOPLE DETAINED  
PER NIGHT BASED  
ON INABILITY  
TO PAY

174TH DISTRICT COURT

### #3: JUDGE NIKITA HARMON



# 345

PEOPLE DETAINED  
PER NIGHT BASED  
ON INABILITY  
TO PAY

176TH DISTRICT COURT

RANK	COURT	JUDGE	DAILY AVERAGE NUMBER OF PEOPLE DETAINED PRETRIAL
4.	262ND	LORI CHAMBERS GRAY	334
5.	208TH	GREG GLASS	321
6.	178TH	KELLI JOHNSON	290
7.	185TH	JASON LUONG	279
8.	183RD	CHUCK SILVERMAN	261
9.	248TH	HILARY UNGER	254
10.	177TH	ROBERT JOHNSON	253
11.	182ND	DANILO LACAYO	246
12.	209TH	BRIAN E. WARREN	231
13.	230TH	CHRIS MORTON	230
14.	180TH	DASEAN JONES	227
15.	263RD	AMY MARTIN	225
16.	337TH	COLLEEN GAIDO	222
17.	482ND	MARITZA ANTU	213
18.	184TH	ABIGAIL ANASTASIO	210
19.	232ND	JOSH HILL	201
20.	179TH	ANA MARTINEZ	198
21.	228TH	FRANK AGUILAR	185
22.	339TH	TE'IVA J. BELL	157
23.	351ST	NATALIA "NATA" CORNELIO	155
-	RIC	BROCK THOMAS	93

Harris County taxpayers spent over **\$3.1 MILLION** on illegal pretrial detention this week.

That's over **TWICE** the amount Harris County taxpayers spend every week on public health services,  
the public library, and pollution control **COMBINED.**

# HARRIS COUNTY FELONY PRETRIAL DETENTION REPORT

BROUGHT TO YOU BY THE TEXAS CENTER FOR JUSTICE & EQUITY AND THE TEXAS ORGANIZING PROJECT

ON AN AVERAGE NIGHT LAST WEEK **6,072** PEOPLE WERE LOCKED IN A CAGE AT THE HARRIS COUNTY JAIL BECAUSE THEY COULDN'T AFFORD MONEY BAIL, EVEN THOUGH IT IS ILLEGAL TO JAIL PEOPLE SOLELY BECAUSE THEY ARE POOR. THIS REPORT USES JAIL POPULATION DATA PROVIDED BY HARRIS COUNTY TO COMPARE THE PRETRIAL DETENTION NUMBERS OF HARRIS COUNTY'S FELONY JUDGES.

## DISTRICT COURTS BY HIGHEST PRETRIAL DETENTION POPULATION FEBRUARY 6, 2022 - FEBRUARY 12, 2022

### #1: JUDGE RAMONA FRANKLIN



# 532

PEOPLE DETAINED  
PER NIGHT BASED  
ON INABILITY  
TO PAY

338TH DISTRICT COURT

### #2: JUDGE HAZEL B. JONES



# 398

PEOPLE DETAINED  
PER NIGHT BASED  
ON INABILITY  
TO PAY

174TH DISTRICT COURT

### #3: JUDGE NIKITA HARMON



# 344

PEOPLE DETAINED  
PER NIGHT BASED  
ON INABILITY  
TO PAY

176TH DISTRICT COURT

RANK	COURT	JUDGE	DAILY AVERAGE NUMBER OF PEOPLE DETAINED PRETRIAL
4.	262ND	LORI CHAMBERS GRAY	340
5.	208TH	GREG GLASS	317
6.	178TH	KELLI JOHNSON	293
7.	185TH	JASON LUONG	278
8.	183RD	CHUCK SILVERMAN	259
9.	177TH	ROBERT JOHNSON	255
10.	248TH	HILARY UNGER	254
11.	182ND	DANILO LACAYO	244
12.	209TH	BRIAN E. WARREN	240
13.	263RD	AMY MARTIN	232
14.	230TH	CHRIS MORTON	226
15.	337TH	COLLEEN GAIDO	226
16.	180TH	DASEAN JONES	225
17.	184TH	ABIGAIL ANASTASIO	208
18.	482ND	MARITZA ANTU	208
19.	179TH	ANA MARTINEZ	205
20.	232ND	JOSH HILL	202
21.	228TH	FRANK AGUILAR	189
22.	339TH	TE'IVA J. BELL	158
23.	351ST	NATALIA "NATA" CORNELIO	156
-	RIC	BROCK THOMAS	83

Harris County taxpayers spent over **\$3.1 MILLION** on illegal pretrial detention this week.

That's over **TWICE** the amount Harris County taxpayers spend every week on public health services,  
the public library, and pollution control **COMBINED.**

# HARRIS COUNTY FELONY PRETRIAL DETENTION REPORT

BROUGHT TO YOU BY THE TEXAS CENTER FOR JUSTICE & EQUITY AND THE TEXAS ORGANIZING PROJECT

ON AN AVERAGE NIGHT LAST WEEK **6,164** PEOPLE WERE LOCKED IN A CAGE AT THE HARRIS COUNTY JAIL BECAUSE THEY COULDN'T AFFORD MONEY BAIL, EVEN THOUGH IT IS ILLEGAL TO JAIL PEOPLE SOLELY BECAUSE THEY ARE POOR. THIS REPORT USES JAIL POPULATION DATA PROVIDED BY HARRIS COUNTY TO COMPARE THE PRETRIAL DETENTION NUMBERS OF HARRIS COUNTY'S FELONY JUDGES.

## DISTRICT COURTS BY HIGHEST PRETRIAL DETENTION POPULATION FEBRUARY 20, 2022 - FEBRUARY 26, 2022

### #1: JUDGE RAMONA FRANKLIN



# 544

PEOPLE DETAINED  
PER NIGHT BASED  
ON INABILITY  
TO PAY

338TH DISTRICT COURT

### #2: JUDGE HAZEL B. JONES



# 401

PEOPLE DETAINED  
PER NIGHT BASED  
ON INABILITY  
TO PAY

174TH DISTRICT COURT

### #3: JUDGE LORI CHAMBERS GRAY



# 348

PEOPLE DETAINED  
PER NIGHT BASED  
ON INABILITY  
TO PAY

262ND DISTRICT COURT

RANK	COURT	JUDGE	DAILY AVERAGE NUMBER OF PEOPLE DETAINED PRETRIAL
4.	176TH	NIKITA HARMON	342
5.	208TH	GREG GLASS	309
6.	178TH	KELLI JOHNSON	294
7.	185TH	JASON LUONG	268
8.	183RD	CHUCK SILVERMAN	267
9.	177TH	ROBERT JOHNSON	264
10.	248TH	HILARY UNGER	260
11.	182ND	DANILO LACAYO	257
12.	209TH	BRIAN E. WARREN	254
13.	337TH	COLLEEN GAIDO	240
14.	263RD	AMY MARTIN	239
15.	179TH	ANA MARTINEZ	220
16.	180TH	DASEAN JONES	220
17.	184TH	ABIGAIL ANASTASIO	219
18.	230TH	CHRIS MORTON	215
19.	482ND	MARITZA ANTU	209
20.	232ND	JOSH HILL	200
21.	228TH	FRANK AGUILAR	186
22.	339TH	TE'IVA J. BELL	166
23.	351ST	NATALIA "NATA" CORNELIO	158
-	RIC	BROCK THOMAS	85

Harris County taxpayers spent over **\$3.7 MILLION** on illegal pretrial detention this week.

That's over **TWICE** the amount Harris County taxpayers spend every week on public health services,  
the public library, and pollution control **COMBINED.**

# HARRIS COUNTY FELONY PRETRIAL DETENTION REPORT

BROUGHT TO YOU BY THE TEXAS CENTER FOR JUSTICE & EQUITY AND THE TEXAS ORGANIZING PROJECT

ON AN AVERAGE NIGHT LAST WEEK **6,125** PEOPLE WERE LOCKED IN A CAGE AT THE HARRIS COUNTY JAIL BECAUSE THEY COULDN'T AFFORD MONEY BAIL, EVEN THOUGH IT IS ILLEGAL TO JAIL PEOPLE SOLELY BECAUSE THEY ARE POOR. THIS REPORT USES JAIL POPULATION DATA PROVIDED BY HARRIS COUNTY TO COMPARE THE PRETRIAL DETENTION NUMBERS OF HARRIS COUNTY'S FELONY JUDGES.

## DISTRICT COURTS BY HIGHEST PRETRIAL DETENTION POPULATION FEBRUARY 27, 2022 - MARCH 5, 2022

### #1: JUDGE RAMONA FRANKLIN



# 547

PEOPLE DETAINED  
PER NIGHT BASED  
ON INABILITY  
TO PAY

338TH DISTRICT COURT

### #2: JUDGE HAZEL B. JONES



# 396

PEOPLE DETAINED  
PER NIGHT BASED  
ON INABILITY  
TO PAY

174TH DISTRICT COURT

### #3: JUDGE LORI CHAMBERS GRAY



# 349

PEOPLE DETAINED  
PER NIGHT BASED  
ON INABILITY  
TO PAY

262ND DISTRICT COURT

RANK	COURT	JUDGE	DAILY AVERAGE NUMBER OF PEOPLE DETAINED PRETRIAL
4.	176TH	NIKITA HARMON	334
5.	208TH	GREG GLASS	303
6.	178TH	KELLI JOHNSON	301
7.	185TH	JASON LUONG	268
8.	248TH	HILARY UNGER	262
9.	177TH	ROBERT JOHNSON	259
10.	183RD	CHUCK SILVERMAN	256
11.	182ND	DANILO LACAYO	250
12.	209TH	BRIAN E. WARREN	245
13.	263RD	AMY MARTIN	241
14.	337TH	COLLEEN GAIDO	240
15.	184TH	ABIGAIL ANASTASIO	221
16.	230TH	CHRIS MORTON	218
17.	179TH	ANA MARTINEZ	218
18.	180TH	DASEAN JONES	216
19.	482ND	MARITZA ANTU	211
20.	232ND	JOSH HILL	202
21.	228TH	FRANK AGUILAR	181
22.	339TH	TE'IVA J. BELL	164
23.	351ST	NATALIA "NATA" CORNELIO	159
-	RIC	BROCK THOMAS	82

Harris County taxpayers spent over **\$3.7 MILLION** on illegal pretrial detention this week.

That's over **TWICE** the amount Harris County taxpayers spend every week on public health services,  
the public library, and pollution control **COMBINED.**

# HARRIS COUNTY FELONY PRETRIAL DETENTION REPORT

BROUGHT TO YOU BY THE TEXAS CENTER FOR JUSTICE & EQUITY AND THE TEXAS ORGANIZING PROJECT

ON AN AVERAGE NIGHT LAST WEEK **6,118** PEOPLE WERE LOCKED IN A CAGE AT THE HARRIS COUNTY JAIL BECAUSE THEY COULDN'T AFFORD MONEY BAIL, EVEN THOUGH IT IS ILLEGAL TO JAIL PEOPLE SOLELY BECAUSE THEY ARE POOR. THIS REPORT USES JAIL POPULATION DATA PROVIDED BY HARRIS COUNTY TO COMPARE THE PRETRIAL DETENTION NUMBERS OF HARRIS COUNTY'S FELONY JUDGES.

## DISTRICT COURTS BY HIGHEST PRETRIAL DETENTION POPULATION

MARCH 6, 2022 - MARCH 12, 2022

### #1: JUDGE RAMONA FRANKLIN



**538**

PEOPLE DETAINED  
PER NIGHT BASED  
ON INABILITY  
TO PAY

338TH DISTRICT COURT

### #2: JUDGE HAZEL B. JONES



**402**

PEOPLE DETAINED  
PER NIGHT BASED  
ON INABILITY  
TO PAY

174TH DISTRICT COURT

### #3: JUDGE LORI CHAMBERS GRAY



**353**

PEOPLE DETAINED  
PER NIGHT BASED  
ON INABILITY  
TO PAY

262ND DISTRICT COURT

RANK	COURT	JUDGE	DAILY AVERAGE NUMBER OF PEOPLE DETAINED PRETRIAL
4.	176TH	NIKITA HARMON	333
5.	178TH	KELLI JOHNSON	307
6.	208TH	GREG GLASS	296
7.	177TH	ROBERT JOHNSON	264
8.	185TH	JASON LUONG	262
9.	248TH	HILARY UNGER	259
10.	183RD	CHUCK SILVERMAN	259
11.	209TH	BRIAN E. WARREN	242
12.	182ND	DANILO LACAYO	242
13.	337TH	COLLEEN GAIDO	237
14.	263RD	AMY MARTIN	235
15.	179TH	ANA MARTINEZ	226
16.	184TH	ABIGAIL ANASTASIO	217
17.	180TH	DASEAN JONES	217
18.	230TH	CHRIS MORTON	214
19.	482ND	MARITZA ANTU	213
20.	232ND	JOSH HILL	204
21.	228TH	FRANK AGUILAR	184
22.	351ST	NATALIA "NATA" CORNELIO	167
23.	339TH	TE'IVA J. BELL	162
-	RIC	BROCK THOMAS	84

Harris County taxpayers spent over **\$3.7 MILLION** on illegal pretrial detention this week.

That's over **TWICE** the amount Harris County taxpayers spend every week on public health services,  
the public library, and pollution control **COMBINED.**



# HARRIS COUNTY FELONY PRETRIAL DETENTION REPORT

BROUGHT TO YOU BY THE TEXAS CENTER FOR JUSTICE & EQUITY AND THE TEXAS ORGANIZING PROJECT

ON AN AVERAGE NIGHT LAST WEEK **6,221** PEOPLE WERE LOCKED IN A CAGE AT THE HARRIS COUNTY JAIL BECAUSE THEY COULDN'T AFFORD MONEY BAIL, EVEN THOUGH IT IS ILLEGAL TO JAIL PEOPLE SOLELY BECAUSE THEY ARE POOR. THIS REPORT USES JAIL POPULATION DATA PROVIDED BY HARRIS COUNTY TO COMPARE THE PRETRIAL DETENTION NUMBERS OF HARRIS COUNTY'S FELONY JUDGES.

## DISTRICT COURTS BY HIGHEST PRETRIAL DETENTION POPULATION MARCH 20, 2022 - MARCH 26, 2022

### #1: JUDGE RAMONA FRANKLIN



# 537

PEOPLE DETAINED  
PER NIGHT BASED  
ON INABILITY  
TO PAY

338TH DISTRICT COURT

### #2: JUDGE HAZEL B. JONES



# 415

PEOPLE DETAINED  
PER NIGHT BASED  
ON INABILITY  
TO PAY

174TH DISTRICT COURT

### #3: JUDGE LORI CHAMBERS GRAY



# 358

PEOPLE DETAINED  
PER NIGHT BASED  
ON INABILITY  
TO PAY

262ND DISTRICT COURT

RANK	COURT	JUDGE	DAILY AVERAGE NUMBER OF PEOPLE DETAINED PRETRIAL
4.	176TH	NIKITA HARMON	333
5.	178TH	KELLI JOHNSON	320
6.	208TH	GREG GLASS	283
7.	177TH	ROBERT JOHNSON	271
8.	185TH	JASON LUONG	267
9.	183RD	CHUCK SILVERMAN	265
10.	248TH	HILARY UNGER	265
11.	209TH	BRIAN E. WARREN	252
12.	182ND	DANILO LACAYO	248
13.	263RD	AMY MARTIN	247
14.	179TH	ANA MARTINEZ	242
15.	482ND	MARITZA ANTU	225
16.	337TH	COLLEEN GAIDO	225
17.	180TH	DASEAN JONES	223
18.	184TH	ABIGAIL ANASTASIO	220
19.	230TH	CHRIS MORTON	216
20.	232ND	JOSH HILL	200
21.	228TH	FRANK AGUILAR	190
22.	339TH	TE'IVA J. BELL	175
23.	351ST	NATALIA "NATA" CORNELIO	167
-	RIC	BROCK THOMAS	77

Harris County taxpayers spent over **\$3.7 MILLION** on illegal pretrial detention this week.

That's over **TWICE** the amount Harris County taxpayers spend every week on public health services,  
the public library, and pollution control **COMBINED.**

# HARRIS COUNTY FELONY PRETRIAL DETENTION REPORT

BROUGHT TO YOU BY THE TEXAS CENTER FOR JUSTICE & EQUITY AND THE TEXAS ORGANIZING PROJECT

ON AN AVERAGE NIGHT LAST WEEK **6,336** PEOPLE WERE LOCKED IN A CAGE AT THE HARRIS COUNTY JAIL BECAUSE THEY COULDN'T AFFORD MONEY BAIL, EVEN THOUGH IT IS ILLEGAL TO JAIL PEOPLE SOLELY BECAUSE THEY ARE POOR. THIS REPORT USES JAIL POPULATION DATA PROVIDED BY HARRIS COUNTY TO COMPARE THE PRETRIAL DETENTION NUMBERS OF HARRIS COUNTY'S FELONY JUDGES.

## DISTRICT COURTS BY HIGHEST PRETRIAL DETENTION POPULATION

APRIL 3, 2022 - APRIL 9, 2022

### #1: JUDGE RAMONA FRANKLIN



**545**

PEOPLE DETAINED  
PER NIGHT BASED  
ON INABILITY  
TO PAY

338TH DISTRICT COURT

### #2: JUDGE HAZEL B. JONES



**417**

PEOPLE DETAINED  
PER NIGHT BASED  
ON INABILITY  
TO PAY

174TH DISTRICT COURT

### #3: JUDGE LORI CHAMBERS GRAY



**362**

PEOPLE DETAINED  
PER NIGHT BASED  
ON INABILITY  
TO PAY

262ND DISTRICT COURT

RANK	COURT	JUDGE	DAILY AVERAGE NUMBER OF PEOPLE DETAINED PRETRIAL
4.	176TH	NIKITA HARMON	345
5.	178TH	KELLI JOHNSON	327
6.	208TH	GREG GLASS	291
7.	185TH	JASON LUONG	281
8.	177TH	ROBERT JOHNSON	279
9.	183RD	CHUCK SILVERMAN	265
10.	182ND	DANILO LACAYO	262
11.	248TH	HILARY UNGER	262
12.	209TH	BRIAN E. WARREN	256
13.	263RD	AMY MARTIN	255
14.	179TH	ANA MARTINEZ	252
15.	482ND	MARITZA ANTU	227
16.	184TH	ABIGAIL ANASTASIO	225
17.	180TH	DASEAN JONES	214
18.	232ND	JOSH HILL	211
19.	230TH	CHRIS MORTON	210
20.	337TH	COLLEEN GAIDO	208
21.	228TH	FRANK AGUILAR	198
22.	339TH	TE'IVA J. BELL	182
23.	351ST	NATALIA "NATA" CORNELIO	167
-	RIC	BROCK THOMAS	94

Harris County taxpayers spent over **\$3.8 MILLION** on illegal pretrial detention this week.

That's over **TWICE** the amount Harris County taxpayers spend every week on public health services,  
the public library, and pollution control **COMBINED.**

# HARRIS COUNTY FELONY PRETRIAL DETENTION REPORT

BROUGHT TO YOU BY THE TEXAS CENTER FOR JUSTICE & EQUITY AND THE TEXAS ORGANIZING PROJECT

ON AN AVERAGE NIGHT LAST WEEK **6,325** PEOPLE WERE LOCKED IN A CAGE AT THE HARRIS COUNTY JAIL BECAUSE THEY COULDN'T AFFORD MONEY BAIL, EVEN THOUGH IT IS ILLEGAL TO JAIL PEOPLE SOLELY BECAUSE THEY ARE POOR. THIS REPORT USES JAIL POPULATION DATA PROVIDED BY HARRIS COUNTY TO COMPARE THE PRETRIAL DETENTION NUMBERS OF HARRIS COUNTY'S FELONY JUDGES.

## DISTRICT COURTS BY HIGHEST PRETRIAL DETENTION POPULATION APRIL 10, 2022 - APRIL 16, 2022

### #1: JUDGE RAMONA FRANKLIN



# 541

PEOPLE DETAINED  
PER NIGHT BASED  
ON INABILITY  
TO PAY

338TH DISTRICT COURT

### #2: JUDGE HAZEL B. JONES



# 412

PEOPLE DETAINED  
PER NIGHT BASED  
ON INABILITY  
TO PAY

174TH DISTRICT COURT

### #3: JUDGE LORI CHAMBERS GRAY



# 365

PEOPLE DETAINED  
PER NIGHT BASED  
ON INABILITY  
TO PAY

262ND DISTRICT COURT

RANK	COURT	JUDGE	DAILY AVERAGE NUMBER OF PEOPLE DETAINED PRETRIAL
4.	176TH	NIKITA HARMON	341
5.	178TH	KELLI JOHNSON	326
6.	208TH	GREG GLASS	292
7.	177TH	ROBERT JOHNSON	286
8.	185TH	JASON LUONG	286
9.	183RD	CHUCK SILVERMAN	261
10.	248TH	HILARY UNGER	260
11.	182ND	DANILO LACAYO	257
12.	263RD	AMY MARTIN	249
13.	209TH	BRIAN E. WARREN	248
14.	179TH	ANA MARTINEZ	248
15.	482ND	MARITZA ANTU	233
16.	184TH	ABIGAIL ANASTASIO	231
17.	180TH	DASEAN JONES	215
18.	232ND	JOSH HILL	212
19.	337TH	COLLEEN GAIDO	209
20.	230TH	CHRIS MORTON	206
21.	228TH	FRANK AGUILAR	195
22.	339TH	TE'IVA J. BELL	191
23.	351ST	NATALIA "NATA" CORNELIO	165
-	RIC	BROCK THOMAS	96

Harris County taxpayers spent over **\$3.8 MILLION** on illegal pretrial detention this week.

That's over **TWICE** the amount Harris County taxpayers spend every week on public health services,  
the public library, and pollution control **COMBINED.**

# HARRIS COUNTY FELONY PRETRIAL DETENTION REPORT

BROUGHT TO YOU BY THE TEXAS CENTER FOR JUSTICE & EQUITY AND THE TEXAS ORGANIZING PROJECT

ON AN AVERAGE NIGHT LAST WEEK **6,356** PEOPLE WERE LOCKED IN A CAGE AT THE HARRIS COUNTY JAIL BECAUSE THEY COULDN'T AFFORD MONEY BAIL, EVEN THOUGH IT IS ILLEGAL TO JAIL PEOPLE SOLELY BECAUSE THEY ARE POOR. THIS REPORT USES JAIL POPULATION DATA PROVIDED BY HARRIS COUNTY TO COMPARE THE PRETRIAL DETENTION NUMBERS OF HARRIS COUNTY'S FELONY JUDGES.

## DISTRICT COURTS BY HIGHEST PRETRIAL DETENTION POPULATION APRIL 17, 2022 - APRIL 23, 2022

### #1: JUDGE RAMONA FRANKLIN



# 536

PEOPLE DETAINED  
PER NIGHT BASED  
ON INABILITY  
TO PAY

338TH DISTRICT COURT

### #2: JUDGE HAZEL B. JONES



# 409

PEOPLE DETAINED  
PER NIGHT BASED  
ON INABILITY  
TO PAY

174TH DISTRICT COURT

### #3: JUDGE LORI CHAMBERS GRAY



# 367

PEOPLE DETAINED  
PER NIGHT BASED  
ON INABILITY  
TO PAY

262ND DISTRICT COURT

RANK	COURT	JUDGE	DAILY AVERAGE NUMBER OF PEOPLE DETAINED PRETRIAL
4.	176TH	NIKITA HARMON	344
5.	178TH	KELLI JOHNSON	328
6.	208TH	GREG GLASS	293
7.	177TH	ROBERT JOHNSON	290
8.	185TH	JASON LUONG	289
9.	248TH	HILARY UNGER	266
10.	183RD	CHUCK SILVERMAN	260
11.	182ND	DANILO LACAYO	256
12.	263RD	AMY MARTIN	250
13.	179TH	ANA MARTINEZ	247
14.	209TH	BRIAN E. WARREN	243
15.	482ND	MARITZA ANTU	241
16.	184TH	ABIGAIL ANASTASIO	236
17.	180TH	DASEAN JONES	225
18.	232ND	JOSH HILL	213
19.	337TH	COLLEEN GAIDO	211
20.	230TH	CHRIS MORTON	208
21.	228TH	FRANK AGUILAR	198
22.	339TH	TE'IVA J. BELL	188
23.	351ST	NATALIA "NATA" CORNELIO	164
-	RIC	BROCK THOMAS	95

Harris County taxpayers spent over **\$3.8 MILLION** on illegal pretrial detention this week.

That's over **TWICE** the amount Harris County taxpayers spend every week on public health services,  
the public library, and pollution control **COMBINED.**

# HARRIS COUNTY FELONY PRETRIAL DETENTION REPORT

BROUGHT TO YOU BY THE TEXAS CENTER FOR JUSTICE & EQUITY AND THE TEXAS ORGANIZING PROJECT

ON AN AVERAGE NIGHT LAST WEEK **6,375** PEOPLE WERE LOCKED IN A CAGE AT THE HARRIS COUNTY JAIL BECAUSE THEY COULDN'T AFFORD MONEY BAIL, EVEN THOUGH IT IS ILLEGAL TO JAIL PEOPLE SOLELY BECAUSE THEY ARE POOR. THIS REPORT USES JAIL POPULATION DATA PROVIDED BY HARRIS COUNTY TO COMPARE THE PRETRIAL DETENTION NUMBERS OF HARRIS COUNTY'S FELONY JUDGES.

## DISTRICT COURTS BY HIGHEST PRETRIAL DETENTION POPULATION

APRIL 24, 2022 - APRIL 30, 2022

### #1: JUDGE RAMONA FRANKLIN



**531**

PEOPLE DETAINED  
PER NIGHT BASED  
ON INABILITY  
TO PAY

338TH DISTRICT COURT

### #2: JUDGE HAZEL B. JONES



**414**

PEOPLE DETAINED  
PER NIGHT BASED  
ON INABILITY  
TO PAY

174TH DISTRICT COURT

### #3: JUDGE LORI CHAMBERS GRAY



**369**

PEOPLE DETAINED  
PER NIGHT BASED  
ON INABILITY  
TO PAY

262ND DISTRICT COURT

RANK	COURT	JUDGE	DAILY AVERAGE NUMBER OF PEOPLE DETAINED PRETRIAL
4.	176TH	NIKITA HARMON	349
5.	178TH	KELLI JOHNSON	334
6.	208TH	GREG GLASS	289
7.	185TH	JASON LUONG	287
8.	177TH	ROBERT JOHNSON	280
9.	248TH	HILARY UNGER	268
10.	183RD	CHUCK SILVERMAN	261
11.	182ND	DANILO LACAYO	260
12.	179TH	ANA MARTINEZ	249
13.	263RD	AMY MARTIN	248
14.	209TH	BRIAN E. WARREN	247
15.	482ND	MARITZA ANTU	243
16.	184TH	ABIGAIL ANASTASIO	238
17.	180TH	DASEAN JONES	224
18.	232ND	JOSH HILL	222
19.	230TH	CHRIS MORTON	212
20.	337TH	COLLEEN GAIDO	212
21.	228TH	FRANK AGUILAR	200
22.	339TH	TE'IVA J. BELL	188
23.	351ST	NATALIA "NATA" CORNELIO	159
-	RIC	BROCK THOMAS	92

Harris County taxpayers spent over **\$3.8 MILLION** on illegal pretrial detention this week.

That's over **TWICE** the amount Harris County taxpayers spend every week on public health services,  
the public library, and pollution control **COMBINED.**

# HARRIS COUNTY FELONY PRETRIAL DETENTION REPORT

BROUGHT TO YOU BY THE TEXAS CENTER FOR JUSTICE & EQUITY AND THE TEXAS ORGANIZING PROJECT

ON AN AVERAGE NIGHT LAST WEEK **6,387** PEOPLE WERE LOCKED IN A CAGE AT THE HARRIS COUNTY JAIL BECAUSE THEY COULDN'T AFFORD MONEY BAIL, EVEN THOUGH IT IS ILLEGAL TO JAIL PEOPLE SOLELY BECAUSE THEY ARE POOR. THIS REPORT USES JAIL POPULATION DATA PROVIDED BY HARRIS COUNTY TO COMPARE THE PRETRIAL DETENTION NUMBERS OF HARRIS COUNTY'S FELONY JUDGES.

## DISTRICT COURTS BY HIGHEST PRETRIAL DETENTION POPULATION MAY 8, 2022 - MAY 14, 2022

### #1: JUDGE RAMONA FRANKLIN



# 540

PEOPLE DETAINED  
PER NIGHT BASED  
ON INABILITY  
TO PAY

338TH DISTRICT COURT

### #2: JUDGE HAZEL B. JONES



# 425

PEOPLE DETAINED  
PER NIGHT BASED  
ON INABILITY  
TO PAY

174TH DISTRICT COURT

### #3: JUDGE LORI CHAMBERS GRAY



# 372

PEOPLE DETAINED  
PER NIGHT BASED  
ON INABILITY  
TO PAY

262ND DISTRICT COURT

RANK	COURT	JUDGE	DAILY AVERAGE NUMBER OF PEOPLE DETAINED PRETRIAL
4.	176TH	NIKITA HARMON	341
5.	178TH	KELLI JOHNSON	326
6.	185TH	JASON LUONG	289
7.	208TH	GREG GLASS	288
8.	177TH	ROBERT JOHNSON	281
9.	183RD	CHUCK SILVERMAN	267
10.	248TH	HILARY UNGER	266
11.	209TH	BRIAN E. WARREN	261
12.	182ND	DANILO LACAYO	258
13.	184TH	ABIGAIL ANASTASIO	243
14.	263RD	AMY MARTIN	238
15.	179TH	ANA MARTINEZ	236
16.	482ND	MARITZA ANTU	233
17.	232ND	JOSH HILL	227
18.	230TH	CHRIS MORTON	217
19.	180TH	DASEAN JONES	212
20.	337TH	COLLEEN GAIDO	204
21.	228TH	FRANK AGUILAR	202
22.	339TH	TE'IVA J. BELL	197
23.	351ST	NATALIA "NATA" CORNELIO	167
-	RIC	BROCK THOMAS	96

Harris County taxpayers spent over **\$3.8 MILLION** on illegal pretrial detention this week.

That's over **TWICE** the amount Harris County taxpayers spend every week on public health services,  
the public library, and pollution control **COMBINED.**



# HARRIS COUNTY FELONY PRETRIAL DETENTION REPORT

BROUGHT TO YOU BY THE TEXAS CENTER FOR JUSTICE & EQUITY AND THE TEXAS ORGANIZING PROJECT

ON AN AVERAGE NIGHT LAST WEEK **6,423** PEOPLE WERE LOCKED IN A CAGE AT THE HARRIS COUNTY JAIL BECAUSE THEY COULDN'T AFFORD MONEY BAIL, EVEN THOUGH IT IS ILLEGAL TO JAIL PEOPLE SOLELY BECAUSE THEY ARE POOR. THIS REPORT USES JAIL POPULATION DATA PROVIDED BY HARRIS COUNTY TO COMPARE THE PRETRIAL DETENTION NUMBERS OF HARRIS COUNTY'S FELONY JUDGES.

## DISTRICT COURTS BY HIGHEST PRETRIAL DETENTION POPULATION

MAY 15, 2022 - MAY 21, 2022

### #1: JUDGE RAMONA FRANKLIN



**535**

PEOPLE DETAINED  
PER NIGHT BASED  
ON INABILITY  
TO PAY

338TH DISTRICT COURT

### #2: JUDGE HAZEL B. JONES



**432**

PEOPLE DETAINED  
PER NIGHT BASED  
ON INABILITY  
TO PAY

174TH DISTRICT COURT

### #3: JUDGE LORI CHAMBERS GRAY



**379**

PEOPLE DETAINED  
PER NIGHT BASED  
ON INABILITY  
TO PAY

262ND DISTRICT COURT

RANK	COURT	JUDGE	DAILY AVERAGE NUMBER OF PEOPLE DETAINED PRETRIAL
4.	176TH	NIKITA HARMON	342
5.	178TH	KELLI JOHNSON	325
6.	208TH	GREG GLASS	295
7.	185TH	JASON LUONG	291
8.	177TH	ROBERT JOHNSON	278
9.	183RD	CHUCK SILVERMAN	275
10.	248TH	HILARY UNGER	267
11.	209TH	BRIAN E. WARREN	261
12.	182ND	DANILO LACAYO	253
13.	482ND	MARITZA ANTU	244
14.	263RD	AMY MARTIN	242
15.	184TH	ABIGAIL ANASTASIO	240
16.	179TH	ANA MARTINEZ	234
17.	232ND	JOSH HILL	232
18.	230TH	CHRIS MORTON	220
19.	180TH	DASEAN JONES	209
20.	337TH	COLLEEN GAIDO	207
21.	228TH	FRANK AGUILAR	204
22.	339TH	TE'IVA J. BELL	204
23.	351ST	NATALIA "NATA" CORNELIO	161
-	RIC	BROCK THOMAS	92

Harris County taxpayers spent over **\$3.8 MILLION** on illegal pretrial detention this week.

That's over TWICE the amount Harris County taxpayers spend every week on public health services,  
the public library, and pollution control **COMBINED.**

# HARRIS COUNTY FELONY PRETRIAL DETENTION REPORT

BROUGHT TO YOU BY THE TEXAS CENTER FOR JUSTICE & EQUITY AND THE TEXAS ORGANIZING PROJECT

ON AN AVERAGE NIGHT LAST WEEK **6,498** PEOPLE WERE LOCKED IN A CAGE AT THE HARRIS COUNTY JAIL BECAUSE THEY COULDN'T AFFORD MONEY BAIL, EVEN THOUGH IT IS ILLEGAL TO JAIL PEOPLE SOLELY BECAUSE THEY ARE POOR. THIS REPORT USES JAIL POPULATION DATA PROVIDED BY HARRIS COUNTY TO COMPARE THE PRETRIAL DETENTION NUMBERS OF HARRIS COUNTY'S FELONY JUDGES.

## DISTRICT COURTS BY HIGHEST PRETRIAL DETENTION POPULATION

MAY 29, 2022 - JUNE 4, 2022

### #1: JUDGE RAMONA FRANKLIN



**535**

PEOPLE DETAINED  
PER NIGHT BASED  
ON INABILITY  
TO PAY

338TH DISTRICT COURT

### #2: JUDGE HAZEL B. JONES



**443**

PEOPLE DETAINED  
PER NIGHT BASED  
ON INABILITY  
TO PAY

174TH DISTRICT COURT

### #3: JUDGE LORI CHAMBERS GRAY



**380**

PEOPLE DETAINED  
PER NIGHT BASED  
ON INABILITY  
TO PAY

262ND DISTRICT COURT

RANK	COURT	JUDGE	DAILY AVERAGE NUMBER OF PEOPLE DETAINED PRETRIAL
4.	176TH	NIKITA HARMON	349
5.	178TH	KELLI JOHNSON	327
6.	208TH	GREG GLASS	311
7.	185TH	JASON LUONG	291
8.	183RD	CHUCK SILVERMAN	275
9.	209TH	BRIAN E. WARREN	273
10.	177TH	ROBERT JOHNSON	270
11.	248TH	HILARY UNGER	263
12.	182ND	DANILO LACAYO	253
13.	263RD	AMY MARTIN	250
14.	184TH	ABIGAIL ANASTASIO	246
15.	482ND	MARITZA ANTU	246
16.	232ND	JOSH HILL	243
17.	179TH	ANA MARTINEZ	232
18.	180TH	DASEAN JONES	224
19.	230TH	CHRIS MORTON	218
20.	337TH	COLLEEN GAIDO	208
21.	339TH	TE'IVA J. BELL	197
22.	228TH	FRANK AGUILAR	194
23.	351ST	NATALIA "NATA" CORNELIO	170
-	RIC	BROCK THOMAS	98

Harris County taxpayers spent over **\$3.9 MILLION** on illegal pretrial detention this week.

That's over **TWICE** the amount Harris County taxpayers spend every week on public health services,  
the public library, and pollution control **COMBINED.**

# HARRIS COUNTY FELONY PRETRIAL DETENTION REPORT

BROUGHT TO YOU BY THE TEXAS CENTER FOR JUSTICE & EQUITY AND THE TEXAS ORGANIZING PROJECT

ON AN AVERAGE NIGHT LAST WEEK **6,526** PEOPLE WERE LOCKED IN A CAGE AT THE HARRIS COUNTY JAIL BECAUSE THEY COULDN'T AFFORD MONEY BAIL, EVEN THOUGH IT IS ILLEGAL TO JAIL PEOPLE SOLELY BECAUSE THEY ARE POOR. THIS REPORT USES JAIL POPULATION DATA PROVIDED BY HARRIS COUNTY TO COMPARE THE PRETRIAL DETENTION NUMBERS OF HARRIS COUNTY'S FELONY JUDGES.

## DISTRICT COURTS BY HIGHEST PRETRIAL DETENTION POPULATION JUNE 12, 2022 - JUNE 18, 2022

### #1: JUDGE RAMONA FRANKLIN



# 524

PEOPLE DETAINED  
PER NIGHT BASED  
ON INABILITY  
TO PAY

338TH DISTRICT COURT

### #2: JUDGE HAZEL B. JONES



# 407

PEOPLE DETAINED  
PER NIGHT BASED  
ON INABILITY  
TO PAY

174TH DISTRICT COURT

### #3: JUDGE LORI CHAMBERS GRAY



# 387

PEOPLE DETAINED  
PER NIGHT BASED  
ON INABILITY  
TO PAY

262ND DISTRICT COURT

RANK	COURT	JUDGE	DAILY AVERAGE NUMBER OF PEOPLE DETAINED PRETRIAL
4.	176TH	NIKITA HARMON	373
5.	178TH	KELLI JOHNSON	332
6.	208TH	GREG GLASS	307
7.	185TH	JASON LUONG	290
8.	183RD	CHUCK SILVERMAN	274
9.	177TH	ROBERT JOHNSON	267
10.	248TH	HILARY UNGER	266
11.	209TH	BRIAN E. WARREN	262
12.	182ND	DANILO LACAYO	255
13.	482ND	MARITZA ANTU	254
14.	263RD	AMY MARTIN	253
15.	184TH	ABIGAIL ANASTASIO	251
16.	232ND	JOSH HILL	248
17.	179TH	ANA MARTINEZ	231
18.	230TH	CHRIS MORTON	227
19.	180TH	DASEAN JONES	221
20.	337TH	COLLEEN GAIDO	208
21.	228TH	FRANK AGUILAR	205
22.	339TH	TE'IVA J. BELL	202
23.	351ST	NATALIA "NATA" CORNELIO	175
-	RIC	BROCK THOMAS	109

Harris County taxpayers spent over **\$3.9 MILLION** on illegal pretrial detention this week.

That's over **TWICE** the amount Harris County taxpayers spend every week on public health services,  
the public library, and pollution control **COMBINED.**

# HARRIS COUNTY FELONY PRETRIAL DETENTION REPORT

BROUGHT TO YOU BY THE TEXAS CENTER FOR JUSTICE & EQUITY AND THE TEXAS ORGANIZING PROJECT

ON AN AVERAGE NIGHT LAST WEEK **6,496** PEOPLE WERE LOCKED IN A CAGE AT THE HARRIS COUNTY JAIL BECAUSE THEY COULDN'T AFFORD MONEY BAIL, EVEN THOUGH IT IS ILLEGAL TO JAIL PEOPLE SOLELY BECAUSE THEY ARE POOR. THIS REPORT USES JAIL POPULATION DATA PROVIDED BY HARRIS COUNTY TO COMPARE THE PRETRIAL DETENTION NUMBERS OF HARRIS COUNTY'S FELONY JUDGES.

## DISTRICT COURTS BY HIGHEST PRETRIAL DETENTION POPULATION

JUNE 26, 2022 - JULY 2, 2022

### #1: JUDGE RAMONA FRANKLIN



**519**

PEOPLE DETAINED  
PER NIGHT BASED  
ON INABILITY  
TO PAY

338TH DISTRICT COURT

### #2: JUDGE HAZEL B. JONES



**410**

PEOPLE DETAINED  
PER NIGHT BASED  
ON INABILITY  
TO PAY

174TH DISTRICT COURT

### #3: JUDGE NIKITA HARMON



**375**

PEOPLE DETAINED  
PER NIGHT BASED  
ON INABILITY  
TO PAY

176TH DISTRICT COURT

RANK	COURT	JUDGE	DAILY AVERAGE NUMBER OF PEOPLE DETAINED PRETRIAL
4.	262ND	LORI CHAMBERS GRAY	375
5.	178TH	KELLI JOHNSON	319
6.	208TH	GREG GLASS	305
7.	185TH	JASON LUONG	294
8.	183RD	CHUCK SILVERMAN	274
9.	177TH	ROBERT JOHNSON	268
10.	248TH	HILARY UNGER	268
11.	209TH	BRIAN E. WARREN	261
12.	482ND	MARITZA ANTU	260
13.	263RD	AMY MARTIN	255
14.	182ND	DANILO LACAYO	253
15.	184TH	ABIGAIL ANASTASIO	252
16.	232ND	JOSH HILL	240
17.	180TH	DASEAN JONES	235
18.	179TH	ANA MARTINEZ	233
19.	230TH	CHRIS MORTON	221
20.	339TH	TE'IVA J. BELL	208
21.	228TH	FRANK AGUILAR	202
22.	337TH	COLLEEN GAIDO	199
23.	351ST	NATALIA "NATA" CORNELIO	175
-	RIC	BROCK THOMAS	96

Harris County taxpayers spent over **\$3.9 MILLION** on illegal pretrial detention this week.

That's over **TWICE** the amount Harris County taxpayers spend every week on public health services,  
the public library, and pollution control **COMBINED.**

# HARRIS COUNTY FELONY PRETRIAL DETENTION REPORT

BROUGHT TO YOU BY THE TEXAS CENTER FOR JUSTICE & EQUITY AND THE TEXAS ORGANIZING PROJECT

ON AN AVERAGE NIGHT LAST WEEK **6,548** PEOPLE WERE LOCKED IN A CAGE AT THE HARRIS COUNTY JAIL BECAUSE THEY COULDN'T AFFORD MONEY BAIL, EVEN THOUGH IT IS ILLEGAL TO JAIL PEOPLE SOLELY BECAUSE THEY ARE POOR. THIS REPORT USES JAIL POPULATION DATA PROVIDED BY HARRIS COUNTY TO COMPARE THE PRETRIAL DETENTION NUMBERS OF HARRIS COUNTY'S FELONY JUDGES.

## DISTRICT COURTS BY HIGHEST PRETRIAL DETENTION POPULATION JULY 3, 2022 - JULY 9, 2022

### #1: JUDGE RAMONA FRANKLIN



# 519

PEOPLE DETAINED  
PER NIGHT BASED  
ON INABILITY  
TO PAY

338TH DISTRICT COURT

### #2: JUDGE HAZEL B. JONES



# 413

PEOPLE DETAINED  
PER NIGHT BASED  
ON INABILITY  
TO PAY

174TH DISTRICT COURT

### #3: JUDGE NIKITA HARMON



# 377

PEOPLE DETAINED  
PER NIGHT BASED  
ON INABILITY  
TO PAY

176TH DISTRICT COURT

RANK	COURT	JUDGE	DAILY AVERAGE NUMBER OF PEOPLE DETAINED PRETRIAL
4.	262ND	LORI CHAMBERS GRAY	373
5.	208TH	GREG GLASS	318
6.	178TH	KELLI JOHNSON	316
7.	185TH	JASON LUONG	298
8.	183RD	CHUCK SILVERMAN	285
9.	248TH	HILARY UNGER	276
10.	177TH	ROBERT JOHNSON	274
11.	482ND	MARITZA ANTU	262
12.	209TH	BRIAN E. WARREN	261
13.	263RD	AMY MARTIN	258
14.	184TH	ABIGAIL ANASTASIO	254
15.	182ND	DANILO LACAYO	253
16.	179TH	ANA MARTINEZ	239
17.	180TH	DASEAN JONES	238
18.	232ND	JOSH HILL	237
19.	230TH	CHRIS MORTON	224
20.	339TH	TE'IVA J. BELL	208
21.	228TH	FRANK AGUILAR	204
22.	337TH	COLLEEN GAIDO	197
23.	351ST	NATALIA "NATA" CORNELIO	174
-	RIC	BROCK THOMAS	89

Harris County taxpayers spent over **\$3.9 MILLION** on illegal pretrial detention this week.

That's over **TWICE** the amount Harris County taxpayers spend every week on public health services,  
the public library, and pollution control **COMBINED.**

# HARRIS COUNTY FELONY PRETRIAL DETENTION REPORT

BROUGHT TO YOU BY THE TEXAS CENTER FOR JUSTICE & EQUITY AND THE TEXAS ORGANIZING PROJECT

ON AN AVERAGE NIGHT LAST WEEK **6,551** PEOPLE WERE LOCKED IN A CAGE AT THE HARRIS COUNTY JAIL BECAUSE THEY COULDN'T AFFORD MONEY BAIL, EVEN THOUGH IT IS ILLEGAL TO JAIL PEOPLE SOLELY BECAUSE THEY ARE POOR. THIS REPORT USES JAIL POPULATION DATA PROVIDED BY HARRIS COUNTY TO COMPARE THE PRETRIAL DETENTION NUMBERS OF HARRIS COUNTY'S FELONY JUDGES.

## DISTRICT COURTS BY HIGHEST PRETRIAL DETENTION POPULATION JULY 10, 2022 - JULY 16, 2022

### #1: JUDGE RAMONA FRANKLIN



# 514

PEOPLE DETAINED  
PER NIGHT BASED  
ON INABILITY  
TO PAY

338TH DISTRICT COURT

### #2: JUDGE HAZEL B. JONES



# 409

PEOPLE DETAINED  
PER NIGHT BASED  
ON INABILITY  
TO PAY

174TH DISTRICT COURT

### #3: JUDGE NIKITA HARMON



# 381

PEOPLE DETAINED  
PER NIGHT BASED  
ON INABILITY  
TO PAY

176TH DISTRICT COURT

RANK	COURT	JUDGE	DAILY AVERAGE NUMBER OF PEOPLE DETAINED PRETRIAL
4.	262ND	LORI CHAMBERS GRAY	369
5.	208TH	GREG GLASS	324
6.	178TH	KELLI JOHNSON	320
7.	185TH	JASON LUONG	298
8.	183RD	CHUCK SILVERMAN	286
9.	248TH	HILARY UNGER	280
10.	177TH	ROBERT JOHNSON	271
11.	482ND	MARITZA ANTU	264
12.	263RD	AMY MARTIN	261
13.	182ND	DANILO LACAYO	260
14.	209TH	BRIAN E. WARREN	259
15.	184TH	ABIGAIL ANASTASIO	256
16.	180TH	DASEAN JONES	235
17.	232ND	JOSH HILL	234
18.	179TH	ANA MARTINEZ	231
19.	230TH	CHRIS MORTON	228
20.	228TH	FRANK AGUILAR	207
21.	339TH	TE'IVA J. BELL	207
22.	337TH	COLLEEN GAIDO	198
23.	351ST	NATALIA "NATA" CORNELIO	181
-	RIC	BROCK THOMAS	79

Harris County taxpayers spent over **\$3.9 MILLION** on illegal pretrial detention this week.

That's over **TWICE** the amount Harris County taxpayers spend every week on public health services,  
the public library, and pollution control **COMBINED.**



# HARRIS COUNTY FELONY PRETRIAL DETENTION REPORT

BROUGHT TO YOU BY THE TEXAS CENTER FOR JUSTICE & EQUITY AND THE TEXAS ORGANIZING PROJECT

ON AN AVERAGE NIGHT LAST WEEK **6,550** PEOPLE WERE LOCKED IN A CAGE AT THE HARRIS COUNTY JAIL BECAUSE THEY COULDN'T AFFORD MONEY BAIL, EVEN THOUGH IT IS ILLEGAL TO JAIL PEOPLE SOLELY BECAUSE THEY ARE POOR. THIS REPORT USES JAIL POPULATION DATA PROVIDED BY HARRIS COUNTY TO COMPARE THE PRETRIAL DETENTION NUMBERS OF HARRIS COUNTY'S FELONY JUDGES.

## DISTRICT COURTS BY HIGHEST PRETRIAL DETENTION POPULATION

JULY 17, 2022 - JULY 23, 2022\*

### #1: JUDGE RAMONA FRANKLIN



**506**

PEOPLE DETAINED  
PER NIGHT BASED  
ON INABILITY  
TO PAY

338TH DISTRICT COURT

### #2: JUDGE HAZEL B. JONES



**407**

PEOPLE DETAINED  
PER NIGHT BASED  
ON INABILITY  
TO PAY

174TH DISTRICT COURT

### #3: JUDGE NIKITA HARMON



**383**

PEOPLE DETAINED  
PER NIGHT BASED  
ON INABILITY  
TO PAY

176TH DISTRICT COURT

RANK	COURT	JUDGE	DAILY AVERAGE NUMBER OF PEOPLE DETAINED PRETRIAL
4.	262ND	LORI CHAMBERS GRAY	363
5.	208TH	GREG GLASS	331
6.	178TH	KELLI JOHNSON	322
7.	185TH	JASON LUONG	291
8.	183RD	CHUCK SILVERMAN	287
9.	177TH	ROBERT JOHNSON	278
10.	248TH	HILARY UNGER	274
11.	482ND	MARITZA ANTU	260
12.	184TH	ABIGAIL ANASTASIO	260
13.	263RD	AMY MARTIN	259
14.	182ND	DANILO LACAYO	257
15.	209TH	BRIAN E. WARREN	254
16.	232ND	JOSH HILL	243
17.	180TH	DASEAN JONES	237
18.	230TH	CHRIS MORTON	232
19.	179TH	ANA MARTINEZ	230
20.	228TH	FRANK AGUILAR	210
21.	339TH	TE'IVA J. BELL	205
22.	337TH	COLLEEN GAIDO	195
23.	351ST	NATALIA "NATA" CORNELIO	180
-	RIC	BROCK THOMAS	88

Harris County taxpayers spent over **\$3.9 MILLION** on illegal pretrial detention this week.

That's over **TWICE** the amount Harris County taxpayers spend every week on public health services, the public library, and pollution control **COMBINED**.

\*DATA FOR JULY 21 WAS NOT AVAILABLE. AVERAGES HAVE BEEN ADJUSTED ACCORDINGLY.

# HARRIS COUNTY FELONY PRETRIAL DETENTION REPORT

BROUGHT TO YOU BY THE TEXAS CENTER FOR JUSTICE & EQUITY AND THE TEXAS ORGANIZING PROJECT

ON AN AVERAGE NIGHT LAST WEEK **6,545** PEOPLE WERE LOCKED IN A CAGE AT THE HARRIS COUNTY JAIL BECAUSE THEY COULDN'T AFFORD MONEY BAIL, EVEN THOUGH IT IS ILLEGAL TO JAIL PEOPLE SOLELY BECAUSE THEY ARE POOR. THIS REPORT USES JAIL POPULATION DATA PROVIDED BY HARRIS COUNTY TO COMPARE THE PRETRIAL DETENTION NUMBERS OF HARRIS COUNTY'S FELONY JUDGES.

## DISTRICT COURTS BY HIGHEST PRETRIAL DETENTION POPULATION JULY 24, 2022 - JULY 30, 2022

### #1: JUDGE RAMONA FRANKLIN



# 509

PEOPLE DETAINED  
PER NIGHT BASED  
ON INABILITY  
TO PAY

338TH DISTRICT COURT

### #2: JUDGE HAZEL B. JONES



# 414

PEOPLE DETAINED  
PER NIGHT BASED  
ON INABILITY  
TO PAY

174TH DISTRICT COURT

### #3: JUDGE NIKITA HARMON



# 375

PEOPLE DETAINED  
PER NIGHT BASED  
ON INABILITY  
TO PAY

176TH DISTRICT COURT

RANK	COURT	JUDGE	DAILY AVERAGE NUMBER OF PEOPLE DETAINED PRETRIAL
4.	262ND	LORI CHAMBERS GRAY	353
5.	208TH	GREG GLASS	323
6.	178TH	KELLI JOHNSON	319
7.	183RD	CHUCK SILVERMAN	294
8.	185TH	JASON LUONG	286
9.	248TH	HILARY UNGER	283
10.	177TH	ROBERT JOHNSON	276
11.	263RD	AMY MARTIN	261
12.	182ND	DANILO LACAYO	259
13.	482ND	MARITZA ANTU	256
14.	232ND	JOSH HILL	252
15.	184TH	ABIGAIL ANASTASIO	249
16.	209TH	BRIAN E. WARREN	245
17.	180TH	DASEAN JONES	239
18.	230TH	CHRIS MORTON	232
19.	179TH	ANA MARTINEZ	228
20.	228TH	FRANK AGUILAR	215
21.	339TH	TE'IVA J. BELL	212
22.	337TH	COLLEEN GAIDO	195
23.	351ST	NATALIA "NATA" CORNELIO	178
-	RIC	BROCK THOMAS	92

Harris County taxpayers spent over **\$3.9 MILLION** on illegal pretrial detention this week.

That's over **TWICE** the amount Harris County taxpayers spend every week on public health services,  
the public library, and pollution control **COMBINED.**

# HARRIS COUNTY FELONY PRETRIAL DETENTION REPORT

BROUGHT TO YOU BY THE TEXAS CENTER FOR JUSTICE & EQUITY AND THE TEXAS ORGANIZING PROJECT

ON AN AVERAGE NIGHT LAST WEEK **6,585** PEOPLE WERE LOCKED IN A CAGE AT THE HARRIS COUNTY JAIL BECAUSE THEY COULDN'T AFFORD MONEY BAIL, EVEN THOUGH IT IS ILLEGAL TO JAIL PEOPLE SOLELY BECAUSE THEY ARE POOR. THIS REPORT USES JAIL POPULATION DATA PROVIDED BY HARRIS COUNTY TO COMPARE THE PRETRIAL DETENTION NUMBERS OF HARRIS COUNTY'S FELONY JUDGES.

## DISTRICT COURTS BY HIGHEST PRETRIAL DETENTION POPULATION

JULY 31, 2022 - AUGUST 6, 2022

### #1: JUDGE RAMONA FRANKLIN



# 508

PEOPLE DETAINED  
PER NIGHT BASED  
ON INABILITY  
TO PAY

338TH DISTRICT COURT

### #2: JUDGE HAZEL B. JONES



# 422

PEOPLE DETAINED  
PER NIGHT BASED  
ON INABILITY  
TO PAY

174TH DISTRICT COURT

### #3: JUDGE NIKITA HARMON



# 381

PEOPLE DETAINED  
PER NIGHT BASED  
ON INABILITY  
TO PAY

176TH DISTRICT COURT

RANK	COURT	JUDGE	DAILY AVERAGE NUMBER OF PEOPLE DETAINED PRETRIAL
4.	262ND	LORI CHAMBERS GRAY	357
5.	208TH	GREG GLASS	326
6.	178TH	KELLI JOHNSON	318
7.	183RD	CHUCK SILVERMAN	300
8.	185TH	JASON LUONG	286
9.	248TH	HILARY UNGER	281
10.	177TH	ROBERT JOHNSON	274
11.	263RD	AMY MARTIN	262
12.	482ND	MARITZA ANTU	261
13.	182ND	DANILO LACAYO	259
14.	232ND	JOSH HILL	253
15.	184TH	ABIGAIL ANASTASIO	244
16.	180TH	DASEAN JONES	239
17.	230TH	CHRIS MORTON	238
18.	209TH	BRIAN E. WARREN	237
19.	179TH	ANA MARTINEZ	232
20.	339TH	TE'IVA J. BELL	220
21.	228TH	FRANK AGUILAR	216
22.	337TH	COLLEEN GAIDO	197
23.	351ST	NATALIA "NATA" CORNELIO	180
-	RIC	BROCK THOMAS	92

Harris County taxpayers spent over **\$3.9 MILLION** on illegal pretrial detention this week.

That's over TWICE the amount Harris County taxpayers spend every week on public health services,  
the public library, and pollution control **COMBINED.**

# HARRIS COUNTY FELONY PRETRIAL DETENTION REPORT

BROUGHT TO YOU BY THE TEXAS CENTER FOR JUSTICE & EQUITY AND THE TEXAS ORGANIZING PROJECT

ON AN AVERAGE NIGHT LAST WEEK **6,594** PEOPLE WERE LOCKED IN A CAGE AT THE HARRIS COUNTY JAIL BECAUSE THEY COULDN'T AFFORD MONEY BAIL, EVEN THOUGH IT IS ILLEGAL TO JAIL PEOPLE SOLELY BECAUSE THEY ARE POOR. THIS REPORT USES JAIL POPULATION DATA PROVIDED BY HARRIS COUNTY TO COMPARE THE PRETRIAL DETENTION NUMBERS OF HARRIS COUNTY'S FELONY JUDGES.

## DISTRICT COURTS BY HIGHEST PRETRIAL DETENTION POPULATION AUGUST 7, 2022 - AUGUST 13, 2022\*

### #1: JUDGE RAMONA FRANKLIN



# 493

PEOPLE DETAINED  
PER NIGHT BASED  
ON INABILITY  
TO PAY

338TH DISTRICT COURT

### #2: JUDGE HAZEL B. JONES



# 426

PEOPLE DETAINED  
PER NIGHT BASED  
ON INABILITY  
TO PAY

174TH DISTRICT COURT

### #3: JUDGE NIKITA HARMON



# 378

PEOPLE DETAINED  
PER NIGHT BASED  
ON INABILITY  
TO PAY

176TH DISTRICT COURT

RANK	COURT	JUDGE	DAILY AVERAGE NUMBER OF PEOPLE DETAINED PRETRIAL
4.	262ND	LORI CHAMBERS GRAY	360
5.	208TH	GREG GLASS	332
6.	178TH	KELLI JOHNSON	318
7.	183RD	CHUCK SILVERMAN	303
8.	185TH	JASON LUONG	285
9.	248TH	HILARY UNGER	282
10.	177TH	ROBERT JOHNSON	278
11.	482ND	MARITZA ANTU	268
12.	232ND	JOSH HILL	256
13.	263RD	AMY MARTIN	255
14.	182ND	DANILO LACAYO	253
15.	184TH	ABIGAIL ANASTASIO	245
16.	209TH	BRIAN E. WARREN	241
17.	180TH	DASEAN JONES	235
18.	179TH	ANA MARTINEZ	235
19.	230TH	CHRIS MORTON	233
20.	339TH	TE'IVA J. BELL	221
21.	228TH	FRANK AGUILAR	212
22.	337TH	COLLEEN GAIDO	203
23.	351ST	NATALIA "NATA" CORNELIO	185
-	RIC	BROCK THOMAS	96

Harris County taxpayers spent over **\$3.9 MILLION** on illegal pretrial detention this week.

That's over **TWICE** the amount Harris County taxpayers spend every week on public health services,  
the public library, and pollution control **COMBINED**.

\*DATA FOR AUGUST 12 & 13 WAS NOT AVAILABLE. AVERAGES HAVE BEEN ADJUSTED ACCORDINGLY.

# HARRIS COUNTY FELONY PRETRIAL DETENTION REPORT

BROUGHT TO YOU BY THE TEXAS CENTER FOR JUSTICE & EQUITY AND THE TEXAS ORGANIZING PROJECT

ON AN AVERAGE NIGHT LAST WEEK **6,540** PEOPLE WERE LOCKED IN A CAGE AT THE HARRIS COUNTY JAIL BECAUSE THEY COULDN'T AFFORD MONEY BAIL, EVEN THOUGH IT IS ILLEGAL TO JAIL PEOPLE SOLELY BECAUSE THEY ARE POOR. THIS REPORT USES JAIL POPULATION DATA PROVIDED BY HARRIS COUNTY TO COMPARE THE PRETRIAL DETENTION NUMBERS OF HARRIS COUNTY'S FELONY JUDGES.

## DISTRICT COURTS BY HIGHEST PRETRIAL DETENTION POPULATION AUGUST 14, 2022 - AUGUST 20, 2022

### #1: JUDGE RAMONA FRANKLIN



# 492

PEOPLE DETAINED  
PER NIGHT BASED  
ON INABILITY  
TO PAY

338TH DISTRICT COURT

### #2: JUDGE HAZEL B. JONES



# 411

PEOPLE DETAINED  
PER NIGHT BASED  
ON INABILITY  
TO PAY

174TH DISTRICT COURT

### #3: JUDGE NIKITA HARMON



# 369

PEOPLE DETAINED  
PER NIGHT BASED  
ON INABILITY  
TO PAY

176TH DISTRICT COURT

RANK	COURT	JUDGE	DAILY AVERAGE NUMBER OF PEOPLE DETAINED PRETRIAL
4.	262ND	LORI CHAMBERS GRAY	360
5.	208TH	GREG GLASS	323
6.	178TH	KELLI JOHNSON	316
7.	183RD	CHUCK SILVERMAN	304
8.	177TH	ROBERT JOHNSON	289
9.	248TH	HILARY UNGER	281
10.	185TH	JASON LUONG	273
11.	482ND	MARITZA ANTU	265
12.	263RD	AMY MARTIN	258
13.	184TH	ABIGAIL ANASTASIO	249
14.	232ND	JOSH HILL	248
15.	182ND	DANILO LACAYO	245
16.	179TH	ANA MARTINEZ	238
17.	230TH	CHRIS MORTON	235
18.	180TH	DASEAN JONES	230
19.	209TH	BRIAN E. WARREN	228
20.	339TH	TE'IVA J. BELL	225
21.	228TH	FRANK AGUILAR	213
22.	337TH	COLLEEN GAIDO	201
23.	351ST	NATALIA "NATA" CORNELIO	190
-	RIC	BROCK THOMAS	98

Harris County taxpayers spent over **\$3.9 MILLION** on illegal pretrial detention this week.

That's over **TWICE** the amount Harris County taxpayers spend every week on public health services,  
the public library, and pollution control **COMBINED.**

# HARRIS COUNTY FELONY PRETRIAL DETENTION REPORT

BROUGHT TO YOU BY THE TEXAS CENTER FOR JUSTICE & EQUITY AND THE TEXAS ORGANIZING PROJECT

ON AN AVERAGE NIGHT LAST WEEK **6,464** PEOPLE WERE LOCKED IN A CAGE AT THE HARRIS COUNTY JAIL BECAUSE THEY COULDN'T AFFORD MONEY BAIL, EVEN THOUGH IT IS ILLEGAL TO JAIL PEOPLE SOLELY BECAUSE THEY ARE POOR. THIS REPORT USES JAIL POPULATION DATA PROVIDED BY HARRIS COUNTY TO COMPARE THE PRETRIAL DETENTION NUMBERS OF HARRIS COUNTY'S FELONY JUDGES.

## DISTRICT COURTS BY HIGHEST PRETRIAL DETENTION POPULATION

AUGUST 28, 2022 - SEPTEMBER 3, 2022

### #1: JUDGE RAMONA FRANKLIN



**484**

PEOPLE DETAINED  
PER NIGHT BASED  
ON INABILITY  
TO PAY

338TH DISTRICT COURT

### #2: JUDGE HAZEL B. JONES



**411**

PEOPLE DETAINED  
PER NIGHT BASED  
ON INABILITY  
TO PAY

174TH DISTRICT COURT

### #3: JUDGE NIKITA HARMON



**363**

PEOPLE DETAINED  
PER NIGHT BASED  
ON INABILITY  
TO PAY

176TH DISTRICT COURT

RANK	COURT	JUDGE	DAILY AVERAGE NUMBER OF PEOPLE DETAINED PRETRIAL
4.	262ND	LORI CHAMBERS GRAY	363
5.	178TH	KELLI JOHNSON	317
6.	183RD	CHUCK SILVERMAN	306
7.	208TH	GREG GLASS	304
8.	177TH	ROBERT JOHNSON	282
9.	248TH	HILARY UNGER	272
10.	263RD	AMY MARTIN	264
11.	185TH	JASON LUONG	258
12.	482ND	MARITZA ANTU	253
13.	184TH	ABIGAIL ANASTASIO	250
14.	232ND	JOSH HILL	242
15.	180TH	DASEAN JONES	241
16.	179TH	ANA MARTINEZ	235
17.	182ND	DANILO LACAYO	233
18.	209TH	BRIAN E. WARREN	233
19.	230TH	CHRIS MORTON	226
20.	339TH	TE'IVA J. BELL	226
21.	228TH	FRANK AGUILAR	215
22.	337TH	COLLEEN GAIDO	197
23.	351ST	NATALIA "NATA" CORNELIO	195
-	RIC	BROCK THOMAS	97

Harris County taxpayers spent over **\$3.9 MILLION** on illegal pretrial detention this week.

That's over **TWICE** the amount Harris County taxpayers spend every week on public health services,  
the public library, and pollution control **COMBINED.**



# HARRIS COUNTY FELONY PRETRIAL DETENTION REPORT

BROUGHT TO YOU BY THE TEXAS CENTER FOR JUSTICE & EQUITY AND THE TEXAS ORGANIZING PROJECT

ON AN AVERAGE NIGHT LAST WEEK **6,481** PEOPLE WERE LOCKED IN A CAGE AT THE HARRIS COUNTY JAIL BECAUSE THEY COULDN'T AFFORD MONEY BAIL, EVEN THOUGH IT IS ILLEGAL TO JAIL PEOPLE SOLELY BECAUSE THEY ARE POOR. THIS REPORT USES JAIL POPULATION DATA PROVIDED BY HARRIS COUNTY TO COMPARE THE PRETRIAL DETENTION NUMBERS OF HARRIS COUNTY'S FELONY JUDGES.

## DISTRICT COURTS BY HIGHEST PRETRIAL DETENTION POPULATION SEPTEMBER 4, 2022 - SEPTEMBER 10, 2022

### #1: JUDGE RAMONA FRANKLIN



# 482

PEOPLE DETAINED  
PER NIGHT BASED  
ON INABILITY  
TO PAY

338TH DISTRICT COURT

### #2: JUDGE HAZEL B. JONES



# 408

PEOPLE DETAINED  
PER NIGHT BASED  
ON INABILITY  
TO PAY

174TH DISTRICT COURT

### #3: JUDGE LORI CHAMBERS GRAY



# 364

PEOPLE DETAINED  
PER NIGHT BASED  
ON INABILITY  
TO PAY

262ND DISTRICT COURT

RANK	COURT	JUDGE	DAILY AVERAGE NUMBER OF PEOPLE DETAINED PRETRIAL
4.	176TH	NIKITA HARMON	356
5.	178TH	KELLI JOHNSON	318
6.	183RD	CHUCK SILVERMAN	302
7.	208TH	GREG GLASS	300
8.	177TH	ROBERT JOHNSON	279
9.	248TH	HILARY UNGER	275
10.	263RD	AMY MARTIN	268
11.	185TH	JASON LUONG	264
12.	184TH	ABIGAIL ANASTASIO	259
13.	482ND	MARITZA ANTU	252
14.	232ND	JOSH HILL	243
15.	180TH	DASEAN JONES	242
16.	339TH	TE'IVA J. BELL	234
17.	179TH	ANA MARTINEZ	233
18.	182ND	DANILO LACAYO	232
19.	209TH	BRIAN E. WARREN	227
20.	230TH	CHRIS MORTON	223
21.	228TH	FRANK AGUILAR	217
22.	337TH	COLLEEN GAIDO	206
23.	351ST	NATALIA "NATA" CORNELIO	194
-	RIC	BROCK THOMAS	101

Harris County taxpayers spent over **\$3.9 MILLION** on illegal pretrial detention this week.

That's over **TWICE** the amount Harris County taxpayers spend every week on public health services,  
the public library, and pollution control **COMBINED.**

# HARRIS COUNTY FELONY PRETRIAL DETENTION REPORT

BROUGHT TO YOU BY THE TEXAS CENTER FOR JUSTICE & EQUITY AND THE TEXAS ORGANIZING PROJECT

ON AN AVERAGE NIGHT LAST WEEK **6,463** PEOPLE WERE LOCKED IN A CAGE AT THE HARRIS COUNTY JAIL BECAUSE THEY COULDN'T AFFORD MONEY BAIL, EVEN THOUGH IT IS ILLEGAL TO JAIL PEOPLE SOLELY BECAUSE THEY ARE POOR. THIS REPORT USES JAIL POPULATION DATA PROVIDED BY HARRIS COUNTY TO COMPARE THE PRETRIAL DETENTION NUMBERS OF HARRIS COUNTY'S FELONY JUDGES.

## DISTRICT COURTS BY HIGHEST PRETRIAL DETENTION POPULATION

SEPTEMBER 11, 2022 - SEPTEMBER 17, 2022

### #1: JUDGE RAMONA FRANKLIN



**484**

PEOPLE DETAINED  
PER NIGHT BASED  
ON INABILITY  
TO PAY

338TH DISTRICT COURT

### #2: JUDGE HAZEL B. JONES



**407**

PEOPLE DETAINED  
PER NIGHT BASED  
ON INABILITY  
TO PAY

174TH DISTRICT COURT

### #3: JUDGE LORI CHAMBERS GRAY



**370**

PEOPLE DETAINED  
PER NIGHT BASED  
ON INABILITY  
TO PAY

262ND DISTRICT COURT

RANK	COURT	JUDGE	DAILY AVERAGE NUMBER OF PEOPLE DETAINED PRETRIAL
4.	176TH	NIKITA HARMON	349
5.	178TH	KELLI JOHNSON	316
6.	208TH	GREG GLASS	305
7.	183RD	CHUCK SILVERMAN	303
8.	177TH	ROBERT JOHNSON	273
9.	263RD	AMY MARTIN	271
10.	248TH	HILARY UNGER	269
11.	185TH	JASON LUONG	265
12.	184TH	ABIGAIL ANASTASIO	262
13.	482ND	MARITZA ANTU	252
14.	339TH	TE'IVA J. BELL	242
15.	180TH	DASEAN JONES	241
16.	232ND	JOSH HILL	238
17.	179TH	ANA MARTINEZ	236
18.	182ND	DANILO LACAYO	230
19.	209TH	BRIAN E. WARREN	225
20.	230TH	CHRIS MORTON	225
21.	228TH	FRANK AGUILAR	214
22.	337TH	COLLEEN GAIDO	201
23.	351ST	NATALIA "NATA" CORNELIO	194
-	RIC	BROCK THOMAS	87

Harris County taxpayers spent over **\$3.9 MILLION** on illegal pretrial detention this week.

That's over **TWICE** the amount Harris County taxpayers spend every week on public health services,  
the public library, and pollution control **COMBINED.**

# HARRIS COUNTY FELONY PRETRIAL DETENTION REPORT

BROUGHT TO YOU BY THE TEXAS CENTER FOR JUSTICE & EQUITY AND THE TEXAS ORGANIZING PROJECT

ON AN AVERAGE NIGHT LAST WEEK **6,386** PEOPLE WERE LOCKED IN A CAGE AT THE HARRIS COUNTY JAIL BECAUSE THEY COULDN'T AFFORD MONEY BAIL, EVEN THOUGH IT IS ILLEGAL TO JAIL PEOPLE SOLELY BECAUSE THEY ARE POOR. THIS REPORT USES JAIL POPULATION DATA PROVIDED BY HARRIS COUNTY TO COMPARE THE PRETRIAL DETENTION NUMBERS OF HARRIS COUNTY'S FELONY JUDGES.

## DISTRICT COURTS BY HIGHEST PRETRIAL DETENTION POPULATION SEPTEMBER 18, 2022 - SEPTEMBER 24, 2022

### #1: JUDGE RAMONA FRANKLIN



**480**

PEOPLE DETAINED  
PER NIGHT BASED  
ON INABILITY  
TO PAY

338TH DISTRICT COURT

### #2: JUDGE HAZEL B. JONES



**405**

PEOPLE DETAINED  
PER NIGHT BASED  
ON INABILITY  
TO PAY

174TH DISTRICT COURT

### #3: JUDGE LORI CHAMBERS GRAY



**370**

PEOPLE DETAINED  
PER NIGHT BASED  
ON INABILITY  
TO PAY

262ND DISTRICT COURT

RANK	COURT	JUDGE	DAILY AVERAGE NUMBER OF PEOPLE DETAINED PRETRIAL
4.	176TH	NIKITA HARMON	352
5.	178TH	KELLI JOHNSON	315
6.	208TH	GREG GLASS	305
7.	183RD	CHUCK SILVERMAN	298
8.	177TH	ROBERT JOHNSON	275
9.	263RD	AMY MARTIN	275
10.	248TH	HILARY UNGER	262
11.	184TH	ABIGAIL ANASTASIO	262
12.	185TH	JASON LUONG	262
13.	482ND	MARITZA ANTU	250
14.	180TH	DASEAN JONES	237
15.	179TH	ANA MARTINEZ	236
16.	339TH	TE'IVA J. BELL	231
17.	232ND	JOSH HILL	230
18.	182ND	DANILO LACAYO	229
19.	209TH	BRIAN E. WARREN	218
20.	230TH	CHRIS MORTON	217
21.	228TH	FRANK AGUILAR	213
22.	337TH	COLLEEN GAIDO	198
23.	351ST	NATALIA "NATA" CORNELIO	184
-	RIC	BROCK THOMAS	82

Harris County taxpayers spent over **\$3.8 MILLION** on illegal pretrial detention this week.

That's over **TWICE** the amount Harris County taxpayers spend every week on public health services,  
the public library, and pollution control **COMBINED.**

# HARRIS COUNTY FELONY PRETRIAL DETENTION REPORT

BROUGHT TO YOU BY THE TEXAS CENTER FOR JUSTICE & EQUITY AND THE TEXAS ORGANIZING PROJECT

ON AN AVERAGE NIGHT LAST WEEK **6,325** PEOPLE WERE LOCKED IN A CAGE AT THE HARRIS COUNTY JAIL BECAUSE THEY COULDN'T AFFORD MONEY BAIL, EVEN THOUGH IT IS ILLEGAL TO JAIL PEOPLE SOLELY BECAUSE THEY ARE POOR. THIS REPORT USES JAIL POPULATION DATA PROVIDED BY HARRIS COUNTY TO COMPARE THE PRETRIAL DETENTION NUMBERS OF HARRIS COUNTY'S FELONY JUDGES.

## DISTRICT COURTS BY HIGHEST PRETRIAL DETENTION POPULATION SEPTEMBER 25, 2022 - OCTOBER 1, 2022

### #1: JUDGE RAMONA FRANKLIN



# 480

PEOPLE DETAINED  
PER NIGHT BASED  
ON INABILITY  
TO PAY

338TH DISTRICT COURT

### #2: JUDGE HAZEL B. JONES



# 401

PEOPLE DETAINED  
PER NIGHT BASED  
ON INABILITY  
TO PAY

174TH DISTRICT COURT

### #3: JUDGE LORI CHAMBERS GRAY



# 364

PEOPLE DETAINED  
PER NIGHT BASED  
ON INABILITY  
TO PAY

262ND DISTRICT COURT

RANK	COURT	JUDGE	DAILY AVERAGE NUMBER OF PEOPLE DETAINED PRETRIAL
4.	176TH	NIKITA HARMON	349
5.	178TH	KELLI JOHNSON	324
6.	208TH	GREG GLASS	309
7.	183RD	CHUCK SILVERMAN	295
8.	177TH	ROBERT JOHNSON	274
9.	263RD	AMY MARTIN	274
10.	184TH	ABIGAIL ANASTASIO	261
11.	248TH	HILARY UNGER	260
12.	185TH	JASON LUONG	256
13.	482ND	MARITZA ANTU	249
14.	179TH	ANA MARTINEZ	237
15.	180TH	DASEAN JONES	234
16.	232ND	JOSH HILL	229
17.	182ND	DANILO LACAYO	221
18.	228TH	FRANK AGUILAR	221
19.	339TH	TE'IVA J. BELL	217
20.	209TH	BRIAN E. WARREN	214
21.	230TH	CHRIS MORTON	212
22.	337TH	COLLEEN GAIDO	194
23.	351ST	NATALIA "NATA" CORNELIO	178
-	RIC	BROCK THOMAS	71

Harris County taxpayers spent over **\$3.8 MILLION** on illegal pretrial detention this week.

That's over **TWICE** the amount Harris County taxpayers spend every week on public health services,  
the public library, and pollution control **COMBINED.**

# HARRIS COUNTY FELONY PRETRIAL DETENTION REPORT

BROUGHT TO YOU BY THE TEXAS CENTER FOR JUSTICE & EQUITY AND THE TEXAS ORGANIZING PROJECT

ON AN AVERAGE NIGHT LAST WEEK **6,282** PEOPLE WERE LOCKED IN A CAGE AT THE HARRIS COUNTY JAIL BECAUSE THEY COULDN'T AFFORD MONEY BAIL, EVEN THOUGH IT IS ILLEGAL TO JAIL PEOPLE SOLELY BECAUSE THEY ARE POOR. THIS REPORT USES JAIL POPULATION DATA PROVIDED BY HARRIS COUNTY TO COMPARE THE PRETRIAL DETENTION NUMBERS OF HARRIS COUNTY'S FELONY JUDGES.

## DISTRICT COURTS BY HIGHEST PRETRIAL DETENTION POPULATION OCTOBER 2, 2022 - OCTOBER 8, 2022

### #1: JUDGE RAMONA FRANKLIN



# 474

PEOPLE DETAINED  
PER NIGHT BASED  
ON INABILITY  
TO PAY

338TH DISTRICT COURT

### #2: JUDGE HAZEL B. JONES



# 394

PEOPLE DETAINED  
PER NIGHT BASED  
ON INABILITY  
TO PAY

174TH DISTRICT COURT

### #3: JUDGE LORI CHAMBERS GRAY



# 358

PEOPLE DETAINED  
PER NIGHT BASED  
ON INABILITY  
TO PAY

262ND DISTRICT COURT

RANK	COURT	JUDGE	DAILY AVERAGE NUMBER OF PEOPLE DETAINED PRETRIAL
4.	176TH	NIKITA HARMON	343
5.	178TH	KELLI JOHNSON	332
6.	208TH	GREG GLASS	307
7.	183RD	CHUCK SILVERMAN	294
8.	177TH	ROBERT JOHNSON	271
9.	263RD	AMY MARTIN	266
10.	184TH	ABIGAIL ANASTASIO	263
11.	248TH	HILARY UNGER	261
12.	185TH	JASON LUONG	254
13.	482ND	MARITZA ANTU	243
14.	179TH	ANA MARTINEZ	235
15.	180TH	DASEAN JONES	231
16.	232ND	JOSH HILL	231
17.	228TH	FRANK AGUILAR	224
18.	182ND	DANILO LACAYO	217
19.	209TH	BRIAN E. WARREN	217
20.	339TH	TE'IVA J. BELL	208
21.	230TH	CHRIS MORTON	205
22.	337TH	COLLEEN GAIDO	199
23.	351ST	NATALIA "NATA" CORNELIO	181
-	RIC	BROCK THOMAS	77

Harris County taxpayers spent over **\$3.8 MILLION** on illegal pretrial detention this week.

That's over **TWICE** the amount Harris County taxpayers spend every week on public health services,  
the public library, and pollution control **COMBINED.**

# HARRIS COUNTY FELONY PRETRIAL DETENTION REPORT

BROUGHT TO YOU BY THE TEXAS CENTER FOR JUSTICE & EQUITY AND THE TEXAS ORGANIZING PROJECT

ON AN AVERAGE NIGHT LAST WEEK **6,263** PEOPLE WERE LOCKED IN A CAGE AT THE HARRIS COUNTY JAIL BECAUSE THEY COULDN'T AFFORD MONEY BAIL, EVEN THOUGH IT IS ILLEGAL TO JAIL PEOPLE SOLELY BECAUSE THEY ARE POOR. THIS REPORT USES JAIL POPULATION DATA PROVIDED BY HARRIS COUNTY TO COMPARE THE PRETRIAL DETENTION NUMBERS OF HARRIS COUNTY'S FELONY JUDGES.

## DISTRICT COURTS BY HIGHEST PRETRIAL DETENTION POPULATION

OCTOBER 9, 2022 - OCTOBER 15, 2022

### #1: JUDGE RAMONA FRANKLIN



**474**

PEOPLE DETAINED  
PER NIGHT BASED  
ON INABILITY  
TO PAY

338TH DISTRICT COURT

### #2: JUDGE HAZEL B. JONES



**386**

PEOPLE DETAINED  
PER NIGHT BASED  
ON INABILITY  
TO PAY

174TH DISTRICT COURT

### #3: JUDGE LORI CHAMBERS GRAY



**358**

PEOPLE DETAINED  
PER NIGHT BASED  
ON INABILITY  
TO PAY

262ND DISTRICT COURT

RANK	COURT	JUDGE	DAILY AVERAGE NUMBER OF PEOPLE DETAINED PRETRIAL
4.	176TH	NIKITA HARMON	343
5.	178TH	KELLI JOHNSON	332
6.	208TH	GREG GLASS	307
7.	183RD	CHUCK SILVERMAN	294
8.	263RD	AMY MARTIN	271
9.	177TH	ROBERT JOHNSON	266
10.	184TH	ABIGAIL ANASTASIO	263
11.	248TH	HILARY UNGER	261
12.	185TH	JASON LUONG	254
13.	482ND	MARITZA ANTU	243
14.	179TH	ANA MARTINEZ	235
15.	180TH	DASEAN JONES	231
16.	232ND	JOSH HILL	231
17.	228TH	FRANK AGUILAR	224
18.	209TH	BRIAN E. WARREN	217
19.	182ND	DANILO LACAYO	217
20.	339TH	TE'IVA J. BELL	208
21.	230TH	CHRIS MORTON	205
22.	337TH	COLLEEN GAIDO	199
23.	351ST	NATALIA "NATA" CORNELIO	181
-	RIC	BROCK THOMAS	77

Harris County taxpayers spent over **\$3.8 MILLION** on illegal pretrial detention this week.

That's over **TWICE** the amount Harris County taxpayers spend every week on public health services,  
the public library, and pollution control **COMBINED.**



# HARRIS COUNTY FELONY PRETRIAL DETENTION REPORT

BROUGHT TO YOU BY THE TEXAS CENTER FOR JUSTICE & EQUITY AND THE TEXAS ORGANIZING PROJECT

ON AN AVERAGE NIGHT LAST WEEK **6,146** PEOPLE WERE LOCKED IN A CAGE AT THE HARRIS COUNTY JAIL BECAUSE THEY COULDN'T AFFORD MONEY BAIL, EVEN THOUGH IT IS ILLEGAL TO JAIL PEOPLE SOLELY BECAUSE THEY ARE POOR. THIS REPORT USES JAIL POPULATION DATA PROVIDED BY HARRIS COUNTY TO COMPARE THE PRETRIAL DETENTION NUMBERS OF HARRIS COUNTY'S FELONY JUDGES.

## DISTRICT COURTS BY HIGHEST PRETRIAL DETENTION POPULATION OCTOBER 23, 2022 - OCTOBER 29, 2022

### #1: JUDGE RAMONA FRANKLIN



# 451

PEOPLE DETAINED  
PER NIGHT BASED  
ON INABILITY  
TO PAY

338TH DISTRICT COURT

### #2: JUDGE HAZEL B. JONES




# 382

PEOPLE DETAINED  
PER NIGHT BASED  
ON INABILITY  
TO PAY

174TH DISTRICT COURT

### #3: JUDGE LORI CHAMBERS GRAY



# 358

PEOPLE DETAINED  
PER NIGHT BASED  
ON INABILITY  
TO PAY

262ND DISTRICT COURT

RANK	COURT	JUDGE	DAILY AVERAGE NUMBER OF PEOPLE DETAINED PRETRIAL
4.	178TH	KELLI JOHNSON	337
5.	176TH	NIKITA HARMON	324
6.	208TH	GREG GLASS	298
7.	183RD	CHUCK SILVERMAN	296
8.	263RD	AMY MARTIN	268
9.	248TH	HILARY UNGER	264
10.	177TH	ROBERT JOHNSON	258
11.	184TH	ABIGAIL ANASTASIO	258
12.	185TH	JASON LUONG	253
13.	482ND	MARITZA ANTU	244
14.	179TH	ANA MARTINEZ	232
15.	180TH	DASEAN JONES	227
16.	228TH	FRANK AGUILAR	217
17.	182ND	DANILO LACAYO	212
18.	232ND	JOSH HILL	207
19.	339TH	BRIAN E. WARREN	205
20.	209TH	TE'IVA J. BELL	203
21.	337TH	COLLEEN GAIDO	202
22.	230TH	CHRIS MORTON	199
23.	351ST	NATALIA "NATA" CORNELIO	169
-	RIC	BROCK THOMAS	84

Harris County taxpayers spent over **\$3.6 MILLION** on illegal pretrial detention this week.

That's over **TWICE** the amount Harris County taxpayers spend every week on public health services,  
the public library, and pollution control **COMBINED.**

# HARRIS COUNTY FELONY PRETRIAL DETENTION REPORT

BROUGHT TO YOU BY THE TEXAS CENTER FOR JUSTICE & EQUITY AND THE TEXAS ORGANIZING PROJECT

ON AN AVERAGE NIGHT LAST WEEK **6,198** PEOPLE WERE LOCKED IN A CAGE AT THE HARRIS COUNTY JAIL BECAUSE THEY COULDN'T AFFORD MONEY BAIL, EVEN THOUGH IT IS ILLEGAL TO JAIL PEOPLE SOLELY BECAUSE THEY ARE POOR. THIS REPORT USES JAIL POPULATION DATA PROVIDED BY HARRIS COUNTY TO COMPARE THE PRETRIAL DETENTION NUMBERS OF HARRIS COUNTY'S FELONY JUDGES.

## DISTRICT COURTS BY HIGHEST PRETRIAL DETENTION POPULATION

NOVEMBER 6, 2022 - NOVEMBER 12, 2022

### #1: JUDGE RAMONA FRANKLIN



**446**

PEOPLE DETAINED  
PER NIGHT BASED  
ON INABILITY  
TO PAY

338TH DISTRICT COURT

### #2: JUDGE HAZEL B. JONES



**384**

PEOPLE DETAINED  
PER NIGHT BASED  
ON INABILITY  
TO PAY

174TH DISTRICT COURT

### #3: JUDGE LORI CHAMBERS GRAY



**360**

PEOPLE DETAINED  
PER NIGHT BASED  
ON INABILITY  
TO PAY

262ND DISTRICT COURT

RANK	COURT	JUDGE	DAILY AVERAGE NUMBER OF PEOPLE DETAINED PRETRIAL
4.	178TH	KELLI JOHNSON	340
5.	176TH	NIKITA HARMON	321
6.	208TH	GREG GLASS	303
7.	183RD	CHUCK SILVERMAN	298
8.	248TH	HILARY UNGER	283
9.	185TH	JASON LUONG	265
10.	184TH	ABIGAIL ANASTASIO	262
11.	177TH	ROBERT JOHNSON	258
12.	482ND	MARITZA ANTU	254
13.	263RD	AMY MARTIN	253
14.	179TH	ANA MARTINEZ	234
15.	180TH	DASEAN JONES	228
16.	232ND	JOSH HILL	219
17.	228TH	FRANK AGUILAR	216
18.	182ND	DANILO LACAYO	215
19.	209TH	BRIAN E. WARREN	214
20.	339TH	TE'IVA J. BELL	199
21.	230TH	CHRIS MORTON	196
22.	337TH	COLLEEN GAIDO	195
23.	351ST	NATALIA "NATA" CORNELIO	167
-	RIC	BROCK THOMAS	87

Harris County taxpayers spent over **\$3.6 MILLION** on illegal pretrial detention this week.

That's over **TWICE** the amount Harris County taxpayers spend every week on public health services,  
the public library, and pollution control **COMBINED.**

# HARRIS COUNTY FELONY PRETRIAL DETENTION REPORT

BROUGHT TO YOU BY THE TEXAS CENTER FOR JUSTICE & EQUITY AND THE TEXAS ORGANIZING PROJECT

ON AN AVERAGE NIGHT LAST WEEK **6,178** PEOPLE WERE LOCKED IN A CAGE AT THE HARRIS COUNTY JAIL BECAUSE THEY COULDN'T AFFORD MONEY BAIL, EVEN THOUGH IT IS ILLEGAL TO JAIL PEOPLE SOLELY BECAUSE THEY ARE POOR. THIS REPORT USES JAIL POPULATION DATA PROVIDED BY HARRIS COUNTY TO COMPARE THE PRETRIAL DETENTION NUMBERS OF HARRIS COUNTY'S FELONY JUDGES.

## DISTRICT COURTS BY HIGHEST PRETRIAL DETENTION POPULATION NOVEMBER 13, 2022 - NOVEMBER 19, 2022

### #1: JUDGE RAMONA FRANKLIN



# 442

PEOPLE DETAINED  
PER NIGHT BASED  
ON INABILITY  
TO PAY

338TH DISTRICT COURT

### #2: JUDGE HAZEL B. JONES



# 382

PEOPLE DETAINED  
PER NIGHT BASED  
ON INABILITY  
TO PAY

174TH DISTRICT COURT

### #3: JUDGE LORI CHAMBERS GRAY



# 367

PEOPLE DETAINED  
PER NIGHT BASED  
ON INABILITY  
TO PAY

262ND DISTRICT COURT

RANK	COURT	JUDGE	DAILY AVERAGE NUMBER OF PEOPLE DETAINED PRETRIAL
4.	178TH	KELLI JOHNSON	345
5.	176TH	NIKITA HARMON	326
6.	208TH	GREG GLASS	301
7.	183RD	CHUCK SILVERMAN	290
8.	248TH	HILARY UNGER	280
9.	177TH	ROBERT JOHNSON	262
10.	184TH	ABIGAIL ANASTASIO	260
11.	185TH	JASON LUONG	260
12.	263RD	AMY MARTIN	254
13.	482ND	MARITZA ANTU	250
14.	179TH	ANA MARTINEZ	240
15.	180TH	DASEAN JONES	236
16.	232ND	JOSH HILL	223
17.	209TH	BRIAN E. WARREN	214
18.	228TH	FRANK AGUILAR	210
19.	182ND	DANILO LACAYO	207
20.	339TH	TE'IVA J. BELL	198
21.	230TH	CHRIS MORTON	191
22.	337TH	COLLEEN GAIDO	186
23.	351ST	NATALIA "NATA" CORNELIO	160
-	RIC	BROCK THOMAS	94

Harris County taxpayers spent over **\$3.6 MILLION** on illegal pretrial detention this week.

That's over **TWICE** the amount Harris County taxpayers spend every week on public health services,  
the public library, and pollution control **COMBINED.**

DATA FOR NOVEMBER 16 AND NOVEMBER 17 WAS NOT AVAILABLE. AVERAGES HAVE BEEN ADJUSTED ACCORDINGLY.

# HARRIS COUNTY FELONY PRETRIAL DETENTION REPORT

BROUGHT TO YOU BY THE TEXAS CENTER FOR JUSTICE & EQUITY AND THE TEXAS ORGANIZING PROJECT

ON AN AVERAGE NIGHT LAST WEEK **6,123** PEOPLE WERE LOCKED IN A CAGE AT THE HARRIS COUNTY JAIL BECAUSE THEY COULDN'T AFFORD MONEY BAIL, EVEN THOUGH IT IS ILLEGAL TO JAIL PEOPLE SOLELY BECAUSE THEY ARE POOR. THIS REPORT USES JAIL POPULATION DATA PROVIDED BY HARRIS COUNTY TO COMPARE THE PRETRIAL DETENTION NUMBERS OF HARRIS COUNTY'S FELONY JUDGES.

## DISTRICT COURTS BY HIGHEST PRETRIAL DETENTION POPULATION NOVEMBER 20, 2022 - NOVEMBER 26, 2022

### #1: JUDGE RAMONA FRANKLIN



# 444

PEOPLE DETAINED  
PER NIGHT BASED  
ON INABILITY  
TO PAY

338TH DISTRICT COURT

### #2: JUDGE HAZEL B. JONES



# 379

PEOPLE DETAINED  
PER NIGHT BASED  
ON INABILITY  
TO PAY

174TH DISTRICT COURT

### #3: JUDGE LORI CHAMBERS GRAY



# 373

PEOPLE DETAINED  
PER NIGHT BASED  
ON INABILITY  
TO PAY

262ND DISTRICT COURT

RANK	COURT	JUDGE	DAILY AVERAGE NUMBER OF PEOPLE DETAINED PRETRIAL
4.	178TH	KELLI JOHNSON	344
5.	176TH	NIKITA HARMON	326
6.	208TH	GREG GLASS	293
7.	183RD	CHUCK SILVERMAN	292
8.	248TH	HILARY UNGER	271
9.	185TH	JASON LUONG	265
10.	177TH	ROBERT JOHNSON	258
11.	184TH	ABIGAIL ANASTASIO	253
12.	263RD	AMY MARTIN	252
13.	482ND	MARITZA ANTU	248
14.	179TH	ANA MARTINEZ	236
15.	180TH	DASEAN JONES	236
16.	232ND	JOSH HILL	226
17.	209TH	BRIAN E. WARREN	218
18.	228TH	FRANK AGUILAR	204
19.	339TH	TE'IVA J. BELL	200
20.	182ND	DANILO LACAYO	197
21.	230TH	CHRIS MORTON	190
22.	337TH	COLLEEN GAIDO	185
23.	351ST	NATALIA "NATA" CORNELIO	153
-	RIC	BROCK THOMAS	82

Harris County taxpayers spent over **\$3.6 MILLION** on illegal pretrial detention this week.

That's over **TWICE** the amount Harris County taxpayers spend every week on public health services,  
the public library, and pollution control **COMBINED.**

# HARRIS COUNTY FELONY PRETRIAL DETENTION REPORT

BROUGHT TO YOU BY THE TEXAS CENTER FOR JUSTICE & EQUITY AND THE TEXAS ORGANIZING PROJECT

ON AN AVERAGE NIGHT LAST WEEK **6,140** PEOPLE WERE LOCKED IN A CAGE AT THE HARRIS COUNTY JAIL BECAUSE THEY COULDN'T AFFORD MONEY BAIL, EVEN THOUGH IT IS ILLEGAL TO JAIL PEOPLE SOLELY BECAUSE THEY ARE POOR. THIS REPORT USES JAIL POPULATION DATA PROVIDED BY HARRIS COUNTY TO COMPARE THE PRETRIAL DETENTION NUMBERS OF HARRIS COUNTY'S FELONY JUDGES.

## DISTRICT COURTS BY HIGHEST PRETRIAL DETENTION POPULATION NOVEMBER 27, 2022 - DECEMBER 3, 2022

### #1: JUDGE RAMONA FRANKLIN



# 455

PEOPLE DETAINED  
PER NIGHT BASED  
ON INABILITY  
TO PAY

338TH DISTRICT COURT

### #2: JUDGE HAZEL B. JONES



# 377

PEOPLE DETAINED  
PER NIGHT BASED  
ON INABILITY  
TO PAY

174TH DISTRICT COURT

### #3: JUDGE LORI CHAMBERS GRAY



# 375

PEOPLE DETAINED  
PER NIGHT BASED  
ON INABILITY  
TO PAY

262ND DISTRICT COURT

RANK	COURT	JUDGE	DAILY AVERAGE NUMBER OF PEOPLE DETAINED PRETRIAL
4.	178TH	KELLI JOHNSON	345
5.	176TH	NIKITA HARMON	331
6.	183RD	CHUCK SILVERMAN	299
7.	208TH	GREG GLASS	298
8.	248TH	HILARY UNGER	265
9.	177TH	ROBERT JOHNSON	258
10.	185TH	JASON LUONG	258
11.	263RD	AMY MARTIN	255
12.	184TH	ABIGAIL ANASTASIO	255
13.	482ND	MARITZA ANTU	245
14.	180TH	DASEAN JONES	235
15.	179TH	ANA MARTINEZ	232
16.	232ND	JOSH HILL	225
17.	209TH	BRIAN E. WARREN	221
18.	339TH	TE'IVA J. BELL	199
19.	182ND	DANILO LACAYO	198
20.	228TH	FRANK AGUILAR	198
21.	230TH	CHRIS MORTON	196
22.	337TH	COLLEEN GAIDO	187
23.	351ST	NATALIA "NATA" CORNELIO	150
-	RIC	BROCK THOMAS	83

Harris County taxpayers spent over **\$3.6 MILLION** on illegal pretrial detention this week.

That's over **TWICE** the amount Harris County taxpayers spend every week on public health services,  
the public library, and pollution control **COMBINED.**



# INDIGENT COUNSEL IN THE HARRIS COUNTY DISTRICT COURTS


A REPORT BROUGHT TO YOU BY RESTORING JUSTICE AND THE TEXAS CENTER FOR JUSTICE AND EQUITY

THIS REPORT USES DATA FROM HARRIS COUNTY'S NEW INDIGENT DEFENSE DASHBOARD TO SHOW HOW FREQUENTLY EACH OF THE DISTRICT COURT JUDGES UTILIZES THE HARRIS COUNTY PUBLIC DEFENDER'S OFFICE, WHICH IS CAPABLE OF RECEIVING UP TO 20% OF ALL DISTRICT COURT INDIGENT APPOINTMENTS.

## DISTRICT COURTS BY LOWEST PUBLIC DEFENDER APPOINTMENT RATE

JANUARY 2022

**#1 JUDGE BROCK THOMAS**




**9.12%**

OF INDIGENT  
CASES ASSIGNED  
TO PDO

RIC

**#2 JUDGE ABIGAIL ANASTASIO**




**10.45%**

OF INDIGENT  
CASES ASSIGNED  
TO PDO

184TH DISTRICT COURT

**#3 JUDGE DANILO LACAYO**



**10.98%**

OF INDIGENT  
CASES ASSIGNED  
TO PDO

182ND DISTRICT COURT

<u>RANK</u>	<u>COURT</u>	<u>JUDGE</u>	<u>% OF INDIGENT CASES ASSIGNED TO PDO</u>
4.	232ND	JOSH HILL	11.98%
5.	338TH	RAMONA FRANKLIN	12.18%
6.	482ND	MARITZA ANTU	15.68%
7.	248TH	HILARY UNGER	15.79%
8.	351ST	NATALIA "NATA" CORNELIO	16.74%
9.	176TH	NIKITA V. HARMON	17.02%
10.	262ND	LORI CHAMBERS GRAY	17.05%
11.	263RD	AMY MARTIN	17.42%
12.	209TH	BRIAN E WARREN	18.13%
13.	208TH	GREG GLASS	18.75%
14.	278TH	KELLI JOHNSON	19.23%
15.	230TH	CHRIS MORTON	19.37%
16.	174TH	HAZEL B. JONES	19.77%
17.	177TH	ROBERT JOHNSON	20.45%
18.	185TH	JASON LUONG	20.53%
19.	228TH	FRANK AGUILAR	21.38%
20.	337TH	COLLEEN GAIDO	22.22%
21.	183RD	CHUCK SILVERMAN	22.28%
22.	179TH	ANA MARTINEZ	22.80%
23.	180TH	DASEAN JONES	23.46%
24.	339TH	TE'IVA J. BELL	24.10%

**TOTAL PDO APPOINTMENT RATE**

**17.61%**

The 6th Amendment to the U.S. Constitution requires the appointment of an attorney for anyone facing criminal charges that is unable to afford their own. In Harris County, the judges of the district courts select attorneys for any indigent defendant facing charges in their court.

Despite the establishment of the Harris County Public Defender's Office in 2011, many of Harris County's elected district court judges fail to appoint the Public Defender's Office to capacity, opting to appoint private attorneys to represent indigent defendants instead.

Recent research conducted in Harris County shows that private attorneys receiving appointments are less effective than the Harris County Public Defender's Office in addition to frequently donating to judicial re-election campaigns and exceeding the Texas Indigent Defense Commission's maximum recommended caseload limits.



# INDIGENT COUNSEL IN THE HARRIS COUNTY DISTRICT COURTS


A REPORT BROUGHT TO YOU BY RESTORING JUSTICE AND THE TEXAS CENTER FOR JUSTICE AND EQUITY

THIS REPORT USES DATA FROM HARRIS COUNTY'S NEW INDIGENT DEFENSE DASHBOARD TO SHOW HOW FREQUENTLY EACH OF THE DISTRICT COURT JUDGES UTILIZES THE HARRIS COUNTY PUBLIC DEFENDER'S OFFICE, WHICH IS CAPABLE OF RECEIVING UP TO 20% OF ALL DISTRICT COURT INDIGENT APPOINTMENTS.

## DISTRICT COURTS BY LOWEST PUBLIC DEFENDER APPOINTMENT RATE

FEBRUARY 2022

**#1 JUDGE JASON LUONG**




**9.04%**

OF INDIGENT  
CASES ASSIGNED  
TO PDO

185TH DISTRICT COURT

**#2 JUDGE BROCK THOMAS**




**9.92%**

OF INDIGENT  
CASES ASSIGNED  
TO PDO

RIC

**#3 JUDGE MARITZA ANTU**



**11.51%**

OF INDIGENT  
CASES ASSIGNED  
TO PDO

482ND DISTRICT COURT

<u>RANK</u>	<u>COURT</u>	<u>JUDGE</u>	<u>% OF INDIGENT CASES ASSIGNED TO PDO</u>
4.	208TH	GREG GLASS	12.04%
5.	182ND	DANILO LACAYO	12.28%
6.	174TH	HAZEL B. JONES	12.50%
7.	176TH	NIKITA V. HARMON	13.58%
8.	177TH	ROBERT JOHNSON	14.20%
9.	184TH	ABIGAIL ANASTASIO	14.40%
10.	180TH	DASEAN JONES	14.88%
11.	338TH	RAMONA FRANKLIN	15.48%
12.	232ND	JOSH HILL	15.93%
13.	228TH	FRANK AGUILAR	16.00%
14.	179TH	ANA MARTINEZ	16.42%
15.	178TH	KELLI JOHNSON	18.54%
16.	263RD	AMY MARTIN	18.87%
17.	262ND	LORI CHAMBERS GRAY	18.88%
18.	337TH	COLLEEN GAIDO	19.35%
19.	351ST	NATALIA "NATA" CORNELIO	20.00%
20.	183RD	CHUCK SILVERMAN	20.36%
21.	230TH	CHRIS MORTON	22.88%
22.	248TH	HILARY UNGER	28.29%
23.	209TH	BRIAN E WARREN	31.97%
24.	339TH	TE'IVA J. BELL	34.13%

**TOTAL PDO APPOINTMENT RATE**

**17.29%**

The 6th Amendment to the U.S. Constitution requires the appointment of an attorney for anyone facing criminal charges that is unable to afford their own. In Harris County, the judges of the district courts select attorneys for any indigent defendant facing charges in their court.

Despite the establishment of the Harris County Public Defender's Office in 2011, many of Harris County's elected district court judges fail to appoint the Public Defender's Office to capacity, opting to appoint private attorneys to represent indigent defendants instead.

Recent research conducted in Harris County shows that private attorneys receiving appointments are less effective than the Harris County Public Defender's Office in addition to frequently donating to judicial re-election campaigns and exceeding the Texas Indigent Defense Commission's maximum recommended caseload limits.

# INDIGENT COUNSEL IN THE HARRIS COUNTY DISTRICT COURTS


A REPORT BROUGHT TO YOU BY RESTORING JUSTICE AND THE TEXAS CENTER FOR JUSTICE AND EQUITY

THIS REPORT USES DATA FROM HARRIS COUNTY'S NEW INDIGENT DEFENSE DASHBOARD TO SHOW HOW FREQUENTLY EACH OF THE DISTRICT COURT JUDGES UTILIZES THE HARRIS COUNTY PUBLIC DEFENDER'S OFFICE, WHICH IS CAPABLE OF RECEIVING UP TO 20% OF ALL DISTRICT COURT INDIGENT APPOINTMENTS.

## DISTRICT COURTS BY LOWEST PUBLIC DEFENDER APPOINTMENT RATE

MARCH 2022

**#1 JUDGE BROCK THOMAS**




**7.38%**

OF INDIGENT  
CASES ASSIGNED  
TO PDO

RIC

**#2 JUDGE ABIGAIL ANASTASIO**




**8.92%**

OF INDIGENT  
CASES ASSIGNED  
TO PDO

184TH DISTRICT COURT

**#3 JUDGE ROBERT JOHNSON**



**11.54%**

OF INDIGENT  
CASES ASSIGNED  
TO PDO

177TH DISTRICT COURT

<u>RANK</u>	<u>COURT</u>	<u>JUDGE</u>	<u>% OF INDIGENT CASES ASSIGNED TO PDO</u>
4.	232RD	JOSH HILL	12.04%
5.	178TH	KELLI JOHNSON	12.28%
6.	338TH	RAMONA FRANKLIN	12.50%
7.	351ST	NATALIA "NATA" CORNELIO	13.17%
8.	176TH	NIKITA V. HARMON	13.91%
9.	262ND	LORI CHAMBERS GRAY	15.85%
10.	248TH	HILARY UNGER	16.67%
11.	482ND	MARITZA ANTU	17.09%
12.	228TH	FRANK AGUILAR	17.97%
13.	174TH	HAZEL B. JONES	18.09%
14.	339TH	TE'IVA J. BELL	18.29%
15.	337TH	COLLEEN GAIDO	18.47%
16.	179TH	ANA MARTINEZ	18.56%
17.	180TH	DASEAN JONES	19.19%
18.	182ND	DANILO LACAYO	19.35%
19.	208TH	GREG GLASS	19.50%
20.	185TH	JASON LUONG	20.38%
21.	209TH	BRIAN E WARREN	21.34%
22.	230TH	CHRIS MORTON	23.20%
23.	183RD	CHUCK SILVERMAN	23.90%
24.	263RD	AMY MARTIN	25.44%

TOTAL PDO APPOINTMENT RATE

16.67%

The 6th Amendment to the U.S. Constitution requires the appointment of an attorney for anyone facing criminal charges that is unable to afford their own. In Harris County, the judges of the district courts select attorneys for any indigent defendant facing charges in their court.

Despite the establishment of the Harris County Public Defender's Office in 2011, many of Harris County's elected district court judges fail to appoint the Public Defender's Office to capacity, opting to appoint private attorneys to represent indigent defendants instead.

Recent research conducted in Harris County shows that private attorneys receiving appointments are less effective than the Harris County Public Defender's Office in addition to frequently donating to judicial re-election campaigns and exceeding the Texas Indigent Defense Commission's maximum recommended caseload limits.

# INDIGENT COUNSEL IN THE HARRIS COUNTY DISTRICT COURTS

A REPORT BROUGHT TO YOU BY RESTORING JUSTICE AND THE TEXAS CENTER FOR JUSTICE AND EQUITY

THIS REPORT USES DATA FROM HARRIS COUNTY'S NEW INDIGENT DEFENSE DASHBOARD TO SHOW HOW FREQUENTLY EACH OF THE DISTRICT COURT JUDGES UTILIZES THE HARRIS COUNTY PUBLIC DEFENDER'S OFFICE, WHICH IS CAPABLE OF RECEIVING UP TO 20% OF ALL DISTRICT COURT INDIGENT APPOINTMENTS.

## DISTRICT COURTS BY LOWEST PUBLIC DEFENDER APPOINTMENT RATE

APRIL 2022

### #1 JUDGE RAMONA FRANKLIN



**2.98%**

OF INDIGENT  
CASES ASSIGNED  
TO PDO

338TH DISTRICT COURT

### #2 JUDGE ROBERT JOHNSON



**3.05%**

OF INDIGENT  
CASES ASSIGNED  
TO PDO

177TH DISTRICT COURT

### #3 JUDGE BROCK THOMAS



**4.23%**

OF INDIGENT  
CASES ASSIGNED  
TO PDO

RIC

<u>RANK</u>	<u>COURT</u>	<u>JUDGE</u>	<u>% OF INDIGENT CASES ASSIGNED TO PDO</u>
4.	178TH	KELLI JOHNSON	7.07%
5.	248TH	HILARY UNGER	7.51%
6.	184TH	ABIGAIL ANASTASIO	7.76%
7.	228TH	FRANK AGUILAR	8.16%
8.	174TH	HAZEL B. JONES	8.38%
9.	263RD	AMY MARTIN	9.30%
10.	339TH	TE'IVA J. BELL	9.34%
11.	337TH	COLLEEN GAIDO	10.00%
12.	176TH	NIKITA V. HARMON	10.27%
13.	185TH	JASON LUONG	10.29%
14.	482ND	MARITZA ANTU	10.32%
15.	351ST	NATALIA "NATA" CORNELIO	10.40%
16.	183RD	CHUCK SILVERMAN	11.69%
17.	232ND	JOSH HILL	12.83%
18.	182ND	DANILO LACAYO	13.38%
19.	209TH	BRIAN E WARREN	14.19%
20.	262ND	LORI CHAMBERS GRAY	15.24%
21.	179TH	ANA MARTINEZ	17.09%
22.	208TH	GREG GLASS	17.68%
23.	180TH	DASEAN JONES	19.88%
24.	230TH	CHRIS MORTON	23.91%

**TOTAL PDO APPOINTMENT RATE**

**10.82%**

The 6th Amendment to the U.S. Constitution requires the appointment of an attorney for anyone facing criminal charges that is unable to afford their own. In Harris County, the judges of the district courts select attorneys for any indigent defendant facing charges in their court.

Despite the establishment of the Harris County Public Defender's Office in 2011, many of Harris County's elected district court judges fail to appoint the Public Defender's Office to capacity, opting to appoint private attorneys to represent indigent defendants instead.

Recent research conducted in Harris County shows that private attorneys receiving appointments are less effective than the Harris County Public Defender's Office in addition to frequently donating to judicial re-election campaigns and exceeding the Texas Indigent Defense Commission's maximum recommended caseload limits.

# INDIGENT COUNSEL IN THE HARRIS COUNTY DISTRICT COURTS


A REPORT BROUGHT TO YOU BY RESTORING JUSTICE AND THE TEXAS CENTER FOR JUSTICE AND EQUITY

THIS REPORT USES DATA FROM HARRIS COUNTY'S NEW INDIGENT DEFENSE DASHBOARD TO SHOW HOW FREQUENTLY EACH OF THE DISTRICT COURT JUDGES UTILIZES THE HARRIS COUNTY PUBLIC DEFENDER'S OFFICE, WHICH IS CAPABLE OF RECEIVING UP TO 20% OF ALL DISTRICT COURT INDIGENT APPOINTMENTS.

## DISTRICT COURTS BY LOWEST PUBLIC DEFENDER APPOINTMENT RATE

MAY 2022

**#1 JUDGE BROCK THOMAS**




**4.07%**

OF INDIGENT  
CASES ASSIGNED  
TO PDO

RIC

**#2 JUDGE NIKITA V. HARMON**




**5.98%**

OF INDIGENT  
CASES ASSIGNED  
TO PDO

176TH DISTRICT COURT

**#3 JUDGE AMY MARTIN**



**6.21%**

OF INDIGENT  
CASES ASSIGNED  
TO PDO

263RD DISTRICT COURT

<u>RANK</u>	<u>COURT</u>	<u>JUDGE</u>	<u>% OF INDIGENT CASES ASSIGNED TO PDO</u>
4.	482ND	MARITZA ANTU	6.50%
5.	338TH	RAMONA FRANKLIN	6.53%
6.	177TH	ROBERT JOHNSON	8.82%
7.	230TH	CHRIS MORTON	9.38%
8.	248TH	HILARY UNGER	10.12%
9.	174TH	HAZEL B. JONES	11.72%
10.	178TH	KELLI JOHNSON	12.75%
11.	209TH	BRIAN E. WARREN	13.07%
12.	351ST	NATALIA "NATA" CORNELIO	13.19%
13.	184TH	ABIGAIL ANASTASIO	13.25%
14.	228TH	FRANK AGUILAR	13.42%
15.	232ND	JOSH HILL	13.87%
16.	339TH	TE'IVA J. BELL	13.87%
17.	185TH	JASON LUONG	13.90%
18.	180TH	DESEAN JONES	14.18%
19.	208TH	GREG GLASS	15.43%
20.	262ND	LORI CHAMBERS GRAY	15.71%
21.	183RD	CHUCK SILVERMAN	16.47%
22.	179TH	ANA MARTINEZ	16.67%
23.	182ND	DANILO LACAYO	17.26%
24.	337TH	COLLEEN GAIDO	18.54%

TOTAL PDO APPOINTMENT RATE

11.81%

The 6th Amendment to the U.S. Constitution requires the appointment of an attorney for anyone facing criminal charges that is unable to afford their own. In Harris County, the judges of the district courts select attorneys for any indigent defendant facing charges in their court.

Despite the establishment of the Harris County Public Defender's Office in 2011, many of Harris County's elected district court judges fail to appoint the Public Defender's Office to capacity, opting to appoint private attorneys to represent indigent defendants instead.

Recent research conducted in Harris County shows that private attorneys receiving appointments are less effective than the Harris County Public Defender's Office in addition to frequently donating to judicial re-election campaigns and exceeding the Texas Indigent Defense Commission's maximum recommended caseload limits.

# INDIGENT COUNSEL IN THE HARRIS COUNTY DISTRICT COURTS


A REPORT BROUGHT TO YOU BY RESTORING JUSTICE AND THE TEXAS CENTER FOR JUSTICE AND EQUITY

THIS REPORT USES DATA FROM HARRIS COUNTY'S NEW INDIGENT DEFENSE DASHBOARD TO SHOW HOW FREQUENTLY EACH OF THE DISTRICT COURT JUDGES UTILIZES THE HARRIS COUNTY PUBLIC DEFENDER'S OFFICE, WHICH IS CAPABLE OF RECEIVING UP TO 20% OF ALL DISTRICT COURT INDIGENT APPOINTMENTS.

## DISTRICT COURTS BY LOWEST PUBLIC DEFENDER APPOINTMENT RATE

JUNE 2022

**#1 JUDGE BROCK THOMAS**




**6.16%**

OF INDIGENT  
CASES ASSIGNED  
TO PDO

RIC

**#2 JUDGE ABIGAIL ANASTASIO**




**9.86%**

OF INDIGENT  
CASES ASSIGNED  
TO PDO

184TH DISTRICT COURT

**#3 JUDGE NIKITA V. HARMON**



**10.86%**

OF INDIGENT  
CASES ASSIGNED  
TO PDO

176TH DISTRICT COURT

<u>RANK</u>	<u>COURT</u>	<u>JUDGE</u>	<u>% OF INDIGENT CASES ASSIGNED TO PDO</u>
4.	182ND	DANILO LACAYO	11.06%
5.	338TH	RAMONA FRANKLIN	13.27%
6.	248TH	HILARY UNGER	14.37%
7.	180TH	DEASEAN JONES	16.09%
8.	208TH	GREG GLASS	16.15%
9.	177TH	ROBERT JOHNSON	16.45%
10.	174TH	HAZEL B. JONES	16.67%
11.	209TH	BRIAN E WARREN	16.87%
12.	232ND	JOSH HILL	17.22%
13.	337TH	COLLEEN GAIDO	19.05%
14.	178TH	KELLI JOHNSON	19.16%
15.	263RD	AMY MARTIN	19.21%
16.	179TH	ANA MARTINEZ	20.00%
17.	351ST	NATALIA "NATA" CORNELIO	20.00%
18.	228TH	FRANK AGUILAR	20.49%
19.	482ND	MARITZA ANTU	21.28%
20.	185TH	JASON LUONG	22.94%
21.	183RD	CHUCK SILVERMAN	23.23%
22.	339TH	TE'IVA J. BELL	23.33%
23.	230TH	CHRIS MORTON	23.40%
24.	262ND	LORI CHAMBERS GRAY	25.00%

**TOTAL PDO APPOINTMENT RATE**

**17.12%**

The 6th Amendment to the U.S. Constitution requires the appointment of an attorney for anyone facing criminal charges that is unable to afford their own. In Harris County, the judges of the district courts select attorneys for any indigent defendant facing charges in their court.

Despite the establishment of the Harris County Public Defender's Office in 2011, many of Harris County's elected district court judges fail to appoint the Public Defender's Office to capacity, opting to appoint private attorneys to represent indigent defendants instead.

Recent research conducted in Harris County shows that private attorneys receiving appointments are less effective than the Harris County Public Defender's Office in addition to frequently donating to judicial re-election campaigns and exceeding the Texas Indigent Defense Commission's maximum recommended caseload limits.



# INDIGENT COUNSEL IN THE HARRIS COUNTY DISTRICT COURTS


A REPORT BROUGHT TO YOU BY RESTORING JUSTICE AND THE TEXAS CENTER FOR JUSTICE AND EQUITY

THIS REPORT USES DATA FROM HARRIS COUNTY'S NEW INDIGENT DEFENSE DASHBOARD TO SHOW HOW FREQUENTLY EACH OF THE DISTRICT COURT JUDGES UTILIZES THE HARRIS COUNTY PUBLIC DEFENDER'S OFFICE, WHICH IS CAPABLE OF RECEIVING UP TO 20% OF ALL DISTRICT COURT INDIGENT APPOINTMENTS.

## DISTRICT COURTS BY LOWEST PUBLIC DEFENDER APPOINTMENT RATE

JULY 2022

**#1 JUDGE BROCK THOMAS**




**6.27%**

OF INDIGENT  
CASES ASSIGNED  
TO PDO

RIC

**#2 JUDGE LORI CHAMBERS GRAY**




**9.86%**

OF INDIGENT  
CASES ASSIGNED  
TO PDO

262ND DISTRICT COURT

**#3 JUDGE ABIGAIL ANASTASIO**



**10.07%**

OF INDIGENT  
CASES ASSIGNED  
TO PDO

184TH DISTRICT COURT

<u>RANK</u>	<u>COURT</u>	<u>JUDGE</u>	<u>% OF INDIGENT CASES ASSIGNED TO PDO</u>
4.	339TH	TE'IVA J. BELL	11.01%
5.	177TH	ROBERT JOHNSON	11.68%
6.	248TH	HILARY UNGER	12.64%
7.	351ST	NATALIA "NATA" CORNELIO	13.30%
8.	179TH	ANA MARTINEZ	13.51%
9.	232ND	JOSH HILL	13.69%
10.	337TH	COLLEEN GAIDO	14.18%
11.	338TH	RAMONA FRANKLIN	14.51%
12.	228TH	FRANK AGUILAR	14.77%
13.	208TH	GREG GLASS	14.88%
14.	182ND	DANILO LACAYO	15.13%
15.	482ND	MARITZA ANTU	15.71%
16.	209TH	BRIAN E WARREN	16.45%
17.	178TH	KELLI JOHNSON	16.48%
18.	183RD	CHUCK SILVERMAN	16.94%
19.	176TH	NIKITA V. HARMON	16.98%
20.	185TH	JASON LUONG	18.24%
21.	230TH	CHRIS MORTON	19.78%
22.	174TH	HAZEL B. JONES	23.13%
23.	263RD	AMY MARTIN	23.40%
24.	180TH	DASEAN JONES	31.25%

TOTAL PDO APPOINTMENT RATE

15.20%

The 6th Amendment to the U.S. Constitution requires the appointment of an attorney for anyone facing criminal charges that is unable to afford their own. In Harris County, the judges of the district courts select attorneys for any indigent defendant facing charges in their court.

Despite the establishment of the Harris County Public Defender's Office in 2011, many of Harris County's elected district court judges fail to appoint the Public Defender's Office to capacity, opting to appoint private attorneys to represent indigent defendants instead.

Recent research conducted in Harris County shows that private attorneys receiving appointments are less effective than the Harris County Public Defender's Office in addition to frequently donating to judicial re-election campaigns and exceeding the Texas Indigent Defense Commission's maximum recommended caseload limits.



# INDIGENT COUNSEL IN THE HARRIS COUNTY DISTRICT COURTS


A REPORT BROUGHT TO YOU BY RESTORING JUSTICE AND THE TEXAS CENTER FOR JUSTICE AND EQUITY

THIS REPORT USES DATA FROM HARRIS COUNTY'S NEW INDIGENT DEFENSE DASHBOARD TO SHOW HOW FREQUENTLY EACH OF THE DISTRICT COURT JUDGES UTILIZES THE HARRIS COUNTY PUBLIC DEFENDER'S OFFICE, WHICH IS CAPABLE OF RECEIVING UP TO 20% OF ALL DISTRICT COURT INDIGENT APPOINTMENTS.

## DISTRICT COURTS BY LOWEST PUBLIC DEFENDER APPOINTMENT RATE

AUGUST 2022

**#1 JUDGE BROCK THOMAS**




**2.56%**

OF INDIGENT  
CASES ASSIGNED  
TO PDO

RIC

**#2 JUDGE HAZEL B. JONES**




**8.86%**

OF INDIGENT  
CASES ASSIGNED  
TO PDO

174TH DISTRICT COURT

**#3 JUDGE NATALIA CORNELIO**



**10.47%**

OF INDIGENT  
CASES ASSIGNED  
TO PDO

351ST DISTRICT COURT

<u>RANK</u>	<u>COURT</u>	<u>JUDGE</u>	<u>% OF INDIGENT CASES ASSIGNED TO PDO</u>
4.	176TH	NIKITA V. HARMON	10.75%
5.	262ND	LORI CHAMBERS GRAY	11.17%
6.	182ND	DANILO LACAYO	12.50%
7.	339TH	TE'IVA J. BELL	13.27%
8.	228TH	FRANK AGUILAR	13.89%
9.	178TH	KELLI JOHNSON	13.93%
10.	338TH	RAMONA FRANKLIN	14.29%
11.	248TH	HILARY UNGER	14.36%
12.	232ND	JOSH HILL	14.86%
13.	208TH	GREG GLASS	15.18%
14.	177TH	ROBERT JOHNSON	16.37%
15.	179TH	ANA MARTINEZ	17.02%
16.	482ND	MARITZA ANTU	17.82%
17.	209TH	BRIAN E. WARREN	18.71%
18.	183RD	CHUCK SILVERMAN	18.97%
19.	180TH	DASEAN JONES	19.30%
20.	337TH	COLLEEN GAIDO	19.30%
21.	185TH	JASON LUONG	19.75%
22.	263RD	AMY MARTIN	21.79%
23.	230TH	CHRIS MORTON	22.06%
24.	184TH	ABIGAIL ANASTASIO	25.48%

**TOTAL PDO APPOINTMENT RATE**

**15.04%**

The 6th Amendment to the U.S. Constitution requires the appointment of an attorney for anyone facing criminal charges that is unable to afford their own. In Harris County, the judges of the district courts select attorneys for any indigent defendant facing charges in their court.

Despite the establishment of the Harris County Public Defender's Office in 2011, many of Harris County's elected district court judges fail to appoint the Public Defender's Office to capacity, opting to appoint private attorneys to represent indigent defendants instead.

Recent research conducted in Harris County shows that private attorneys receiving appointments are less effective than the Harris County Public Defender's Office in addition to frequently donating to judicial re-election campaigns and exceeding the Texas Indigent Defense Commission's maximum recommended caseload limits.

# INDIGENT COUNSEL IN THE HARRIS COUNTY DISTRICT COURTS


A REPORT BROUGHT TO YOU BY RESTORING JUSTICE AND THE TEXAS CENTER FOR JUSTICE AND EQUITY

THIS REPORT USES DATA FROM HARRIS COUNTY'S NEW INDIGENT DEFENSE DASHBOARD TO SHOW HOW FREQUENTLY EACH OF THE DISTRICT COURT JUDGES UTILIZES THE HARRIS COUNTY PUBLIC DEFENDER'S OFFICE, WHICH IS CAPABLE OF RECEIVING UP TO 20% OF ALL DISTRICT COURT INDIGENT APPOINTMENTS.

## DISTRICT COURTS BY LOWEST PUBLIC DEFENDER APPOINTMENT RATE

SEPTEMBER 2022

**#1 JUDGE BROCK THOMAS**




**4.48%**

OF INDIGENT  
CASES ASSIGNED  
TO PDO

RIC

**#2 JUDGE DANILO LACAYO**




**11.49%**

OF INDIGENT  
CASES ASSIGNED  
TO PDO

182ND DISTRICT COURT

**#3 JUDGE NATALIA CORNELIO**



**11.54%**

OF INDIGENT  
CASES ASSIGNED  
TO PDO

351ST DISTRICT COURT

<u>RANK</u>	<u>COURT</u>	<u>JUDGE</u>	<u>% OF INDIGENT CASES ASSIGNED TO PDO</u>
4.	180TH	DASEAN JONES	13.69
5.	185TH	JASON LUONG	13.90
6.	338TH	RAMONA FRANKLIN	14.36
7.	184TH	ABIGAIL ANASTASIO	14.37
8.	248TH	HILARY UNGER	16.24
9.	178TH	KELLI JOHNSON	16.67
10.	176TH	NIKITA V. HARMON	17.65
11.	177TH	ROBERT JOHNSON	17.98
12.	339TH	TE'IVA J. BELL	18.03
13.	228TH	FRANK AGUILAR	18.18
14.	263RD	AMY MARTIN	18.52
15.	209TH	BRIAN E WARREN	18.75
16.	262ND	LORI CHAMBERS GRAY	19.11
17.	174TH	HAZEL B. JONES	19.25
18.	482ND	MARITZA ANTU	19.29
19.	337TH	COLLEEN GAIDO	21.47
20.	232ND	JOSH HILL	22.15
21.	183RD	CHUCK SILVERMAN	22.45
22.	179TH	ANA MARTINEZ	25.53
23.	230TH	CHRIS MORTON	28.89
24.	208TH	GREG GLASS	31.79

**TOTAL PDO APPOINTMENT RATE**

**17.67%**

The 6th Amendment to the U.S. Constitution requires the appointment of an attorney for anyone facing criminal charges that is unable to afford their own. In Harris County, the judges of the district courts select attorneys for any indigent defendant facing charges in their court.

Despite the establishment of the Harris County Public Defender's Office in 2011, many of Harris County's elected district court judges fail to appoint the Public Defender's Office to capacity, opting to appoint private attorneys to represent indigent defendants instead.

Recent research conducted in Harris County shows that private attorneys receiving appointments are less effective than the Harris County Public Defender's Office in addition to frequently donating to judicial re-election campaigns and exceeding the Texas Indigent Defense Commission's maximum recommended caseload limits.