

# **HARRIS COUNTY FELONY PRETRIAL DETENTION REPORT**

*Brought to you by the Texas Center for Justice and Equity and researchers at Harvard University*

**2023**

# HARRIS COUNTY FELONY PRETRIAL DETENTION REPORT

*Brought to you by the Texas Center for Justice and Equity and researchers at Harvard University*

January 1, 2023 - January 7, 2023



## Frank Aguilar – 228<sup>th</sup> District Court

Among current pretrial jail inmates assigned to Judge Aguilar:

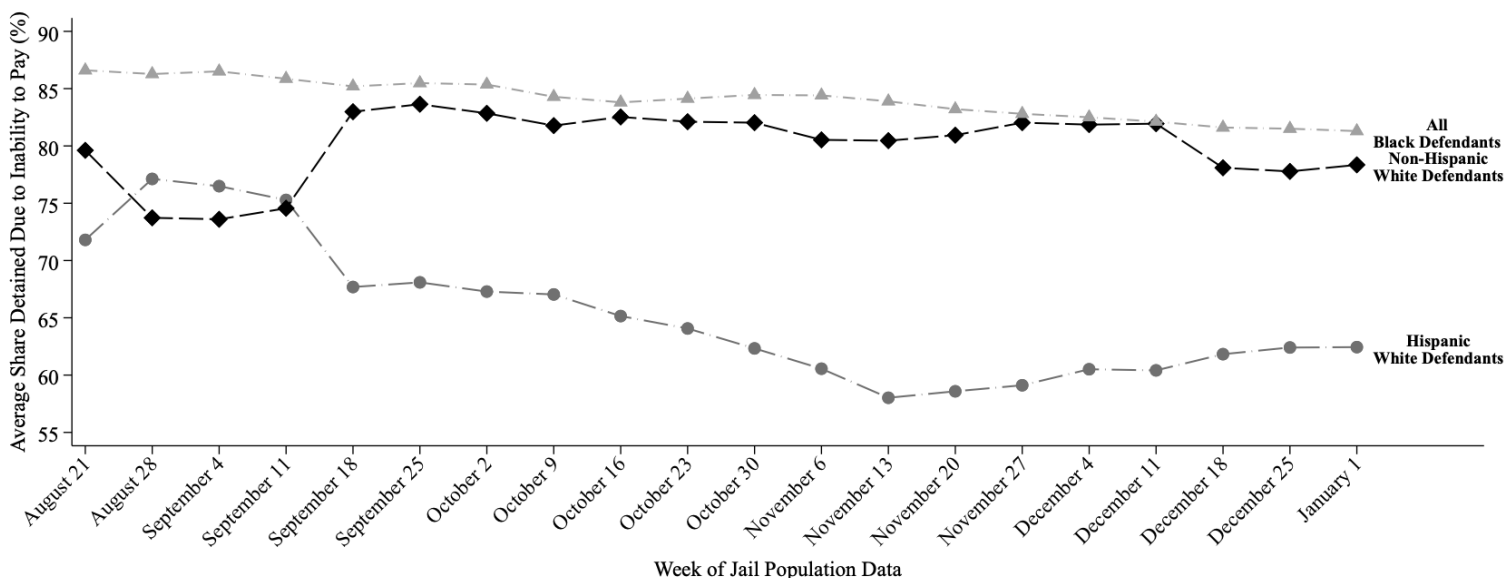
- **81% of Black defendants (106 out of 130)**
- **62% of Hispanic White defendants (39 out of 62)**
- **78% of non-Hispanic White defendants (33 out of 42)**

were detained per night based on inability to pay

Last week, among current pretrial jail inmates assigned to Judge Aguilar, **81% of Black defendants (106 out of 130 on an average night)**, **62% of Hispanic White defendants (39 out of 62 on an average night)**, and **78% of non-Hispanic White defendants (33 out of 42 on an average night)** were detained in Harris County Jail because they couldn't afford money bail.

Judge Aguilar's racial difference in the share detained due to inability to pay for Black and Non-Hispanic White defendants is among the **25% best** in Harris County. His racial difference in the share detained due to inability to pay for Hispanic and Non-Hispanic White defendants is among the **50% worst** in Harris County.

## Track Judge Aguilar's Share Detained Due to Inability to Pay



This report uses jail population data provided by Harris County. Share detained due to inability to pay represents the percent of current pretrial jail inmates assigned to this judge who were detained because they couldn't afford money bail.

# HARRIS COUNTY FELONY PRETRIAL DETENTION REPORT

*Brought to you by the Texas Center for Justice and Equity and researchers at Harvard University*

January 8, 2023 - January 14, 2023



## Frank Aguilar – 228<sup>th</sup> District Court

Among current pretrial jail inmates assigned to Judge Aguilar:

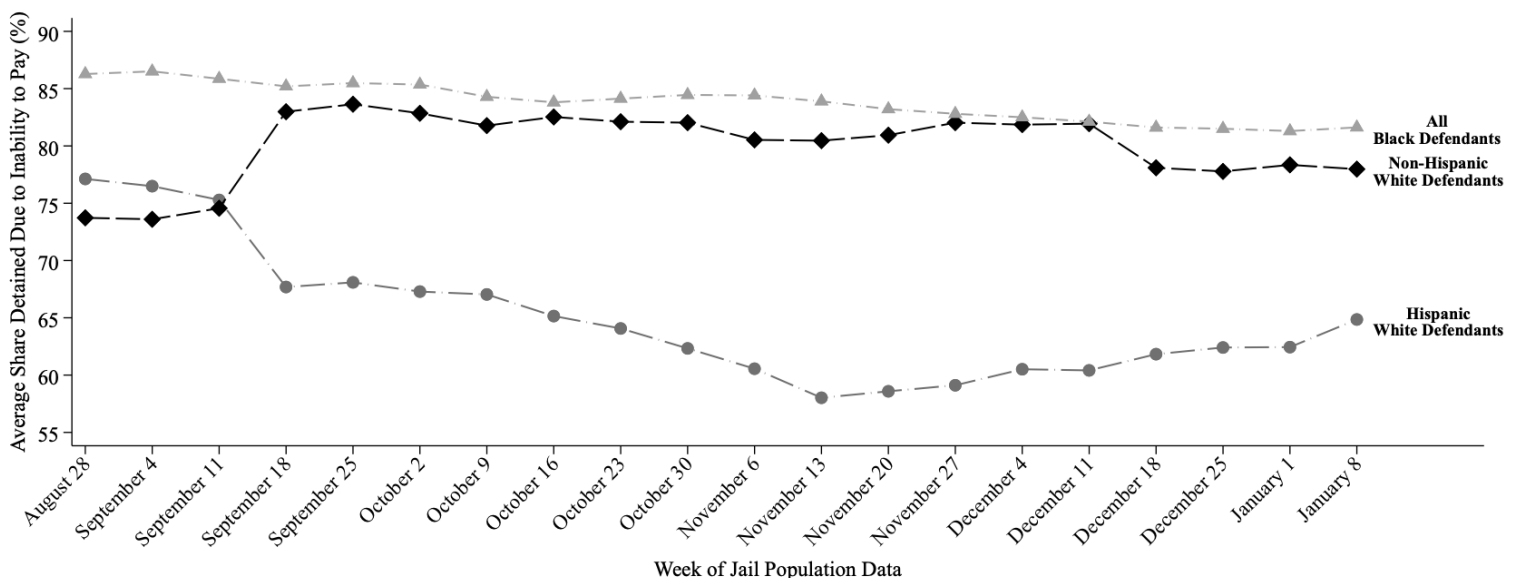
- **82% of Black defendants (108 out of 132)**
- **65% of Hispanic White defendants (41 out of 63)**
- **78% of non-Hispanic White defendants (31 out of 40)**

were detained per night based on inability to pay

Last week, among current pretrial jail inmates assigned to Judge Aguilar, **82% of Black defendants (108 out of 132 on an average night)**, **65% of Hispanic White defendants (41 out of 63 on an average night)**, and **78% of non-Hispanic White defendants (31 out of 40 on an average night)** were detained in Harris County Jail because they couldn't afford money bail.

Judge Aguilar's **racial difference in the share detained due to inability to pay for Black and Non-Hispanic White defendants** is among the **25% best** in Harris County. His **racial difference in the share detained due to inability to pay for Hispanic and Non-Hispanic White defendants** is among the **50% worst** in Harris County.

## Track Judge Aguilar's Share Detained Due to Inability to Pay



This report uses jail population data provided by Harris County. Share detained due to inability to pay represents the percent of current pretrial jail inmates assigned to this judge who were detained because they couldn't afford money bail.

# HARRIS COUNTY FELONY PRETRIAL DETENTION REPORT

*Brought to you by the Texas Center for Justice and Equity and researchers at Harvard University*

January 15, 2023 - January 21, 2023



## Frank Aguilar – 228<sup>th</sup> District Court

Among current pretrial jail inmates assigned to Judge Aguilar:

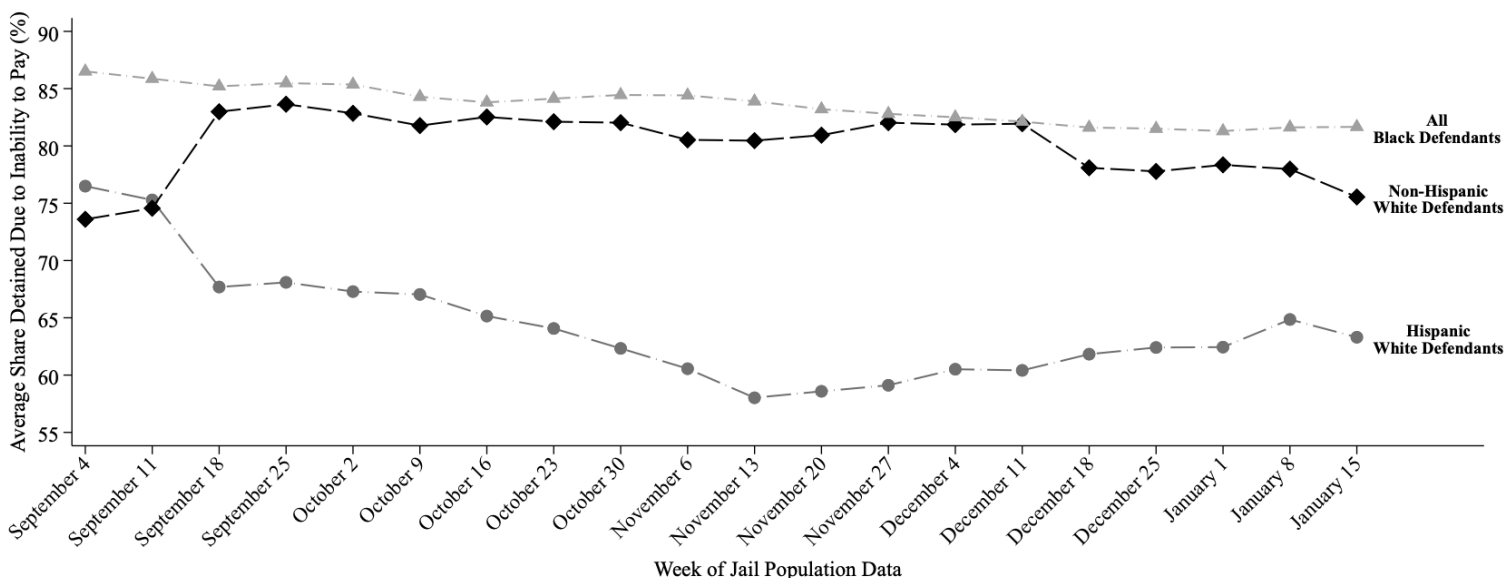
- **82% of Black defendants (106 out of 130)**
- **63% of Hispanic White defendants (38 out of 60)**
- **76% of non-Hispanic White defendants (29 out of 38)**

were detained per night based on inability to pay

Last week, among current pretrial jail inmates assigned to Judge Aguilar, **82% of Black defendants (106 out of 130 on an average night)**, **63% of Hispanic White defendants (38 out of 60 on an average night)**, and **76% of non-Hispanic White defendants (29 out of 38 on an average night)** were detained in Harris County Jail because they couldn't afford money bail.

Judge Aguilar's **racial difference in the share detained due to inability to pay for Black and Non-Hispanic White defendants** is among the **25% best** in Harris County. His **racial difference in the share detained due to inability to pay for Hispanic and Non-Hispanic White defendants** is among the **50% worst** in Harris County.

## Track Judge Aguilar's Share Detained Due to Inability to Pay



This report uses jail population data provided by Harris County. Share detained due to inability to pay represents the percent of current pretrial jail inmates assigned to this judge who were detained because they couldn't afford money bail.



# HARRIS COUNTY FELONY PRETRIAL DETENTION REPORT

*Brought to you by the Texas Center for Justice and Equity and researchers at Harvard University*

January 22, 2023 - January 28, 2023



## Frank Aguilar – 228<sup>th</sup> District Court

Among current pretrial jail inmates assigned to Judge Aguilar:

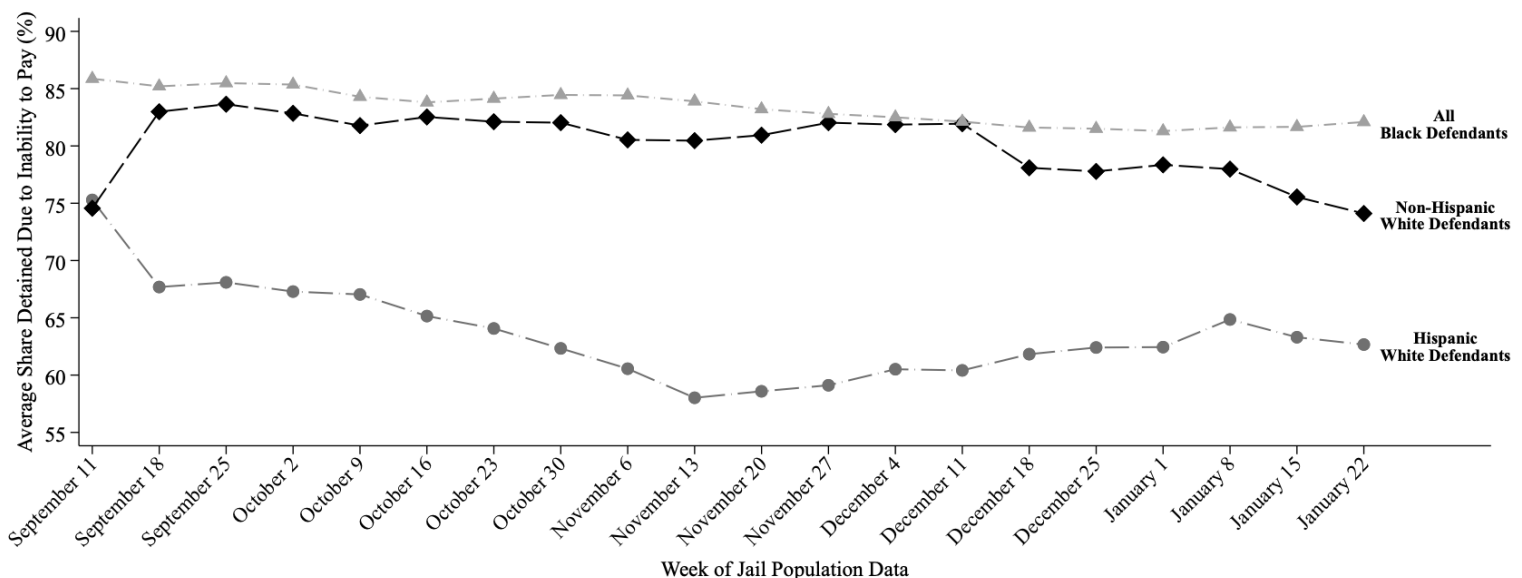
- **82% of Black defendants (107 out of 130)**
- **63% of Hispanic White defendants (34 out of 54)**
- **74% of non-Hispanic White defendants (27 out of 36)**

were detained per night based on inability to pay

Last week, among current pretrial jail inmates assigned to Judge Aguilar, **82% of Black defendants (107 out of 130 on an average night)**, **63% of Hispanic White defendants (34 out of 54 on an average night)**, and **74% of non-Hispanic White defendants (27 out of 36 on an average night)** were detained in Harris County Jail because they couldn't afford money bail.

Judge Aguilar's **racial difference in the share detained due to inability to pay for Black and Non-Hispanic White defendants** is among the **25% best** in Harris County. His **racial difference in the share detained due to inability to pay for Hispanic and Non-Hispanic White defendants** is among the **50% best** in Harris County.

## Track Judge Aguilar's Share Detained Due to Inability to Pay



This report uses jail population data provided by Harris County. Share detained due to inability to pay represents the percent of current pretrial jail inmates assigned to this judge who were detained because they couldn't afford money bail.

# HARRIS COUNTY FELONY PRETRIAL DETENTION REPORT

*Brought to you by the Texas Center for Justice and Equity and researchers at Harvard University*

January 29, 2023 - February 4, 2023



## Frank Aguilar – 228<sup>th</sup> District Court

Among current pretrial jail inmates assigned to Judge Aguilar:

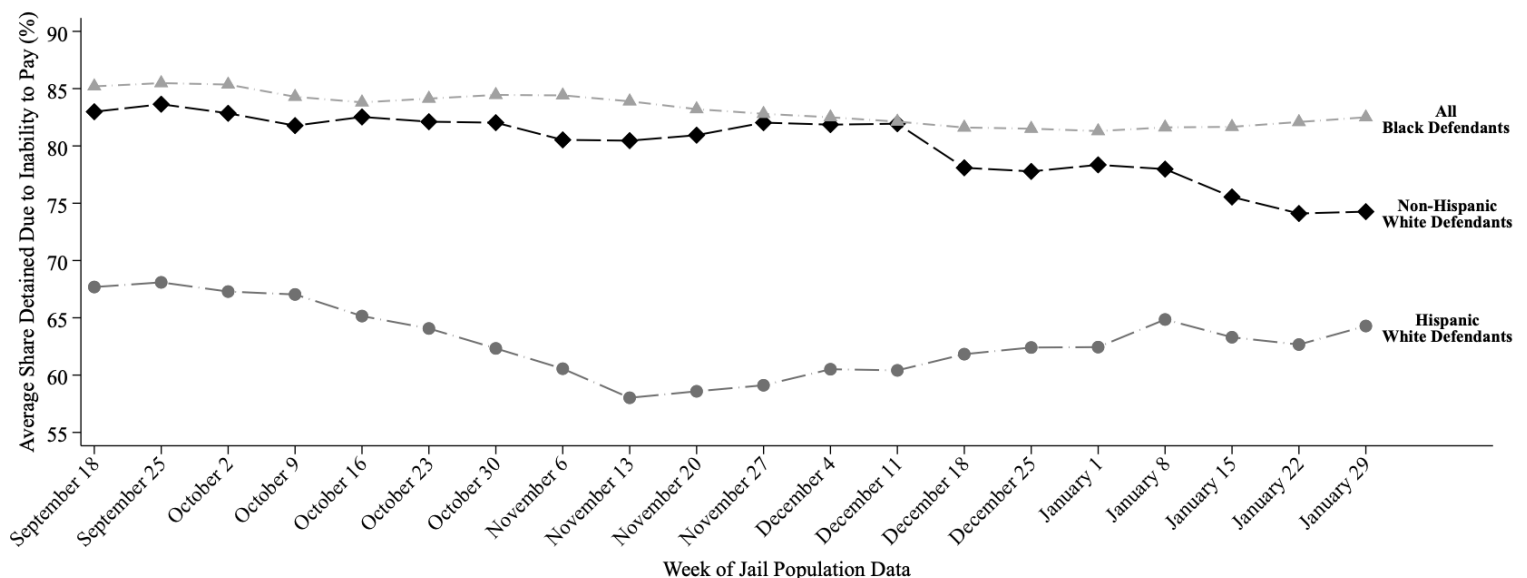
- **83% of Black defendants (102 out of 123)**
- **64% of Hispanic White defendants (33 out of 52)**
- **74% of non-Hispanic White defendants (29 out of 39)**

were detained per night based on inability to pay

Last week, among current pretrial jail inmates assigned to Judge Aguilar, **83% of Black defendants (102 out of 123 on an average night)**, **64% of Hispanic White defendants (33 out of 52 on an average night)**, and **74% of non-Hispanic White defendants (29 out of 39 on an average night)** were detained in Harris County Jail because they couldn't afford money bail.

Judge Aguilar's **racial difference in the share detained due to inability to pay for Black and Non-Hispanic White defendants** is among the **25% best** in Harris County. His **racial difference in the share detained due to inability to pay for Hispanic and Non-Hispanic White defendants** is among the **25% best** in Harris County.

## Track Judge Aguilar's Share Detained Due to Inability to Pay



This report uses jail population data provided by Harris County. Share detained due to inability to pay represents the percent of current pretrial jail inmates assigned to this judge who were detained because they couldn't afford money bail.

# HARRIS COUNTY FELONY PRETRIAL DETENTION REPORT

*Brought to you by the Texas Center for Justice and Equity and researchers at Harvard University*

February 5, 2023 - February 11, 2023



## Frank Aguilar – 228<sup>th</sup> District Court

Among current pretrial jail inmates assigned to Judge Aguilar:

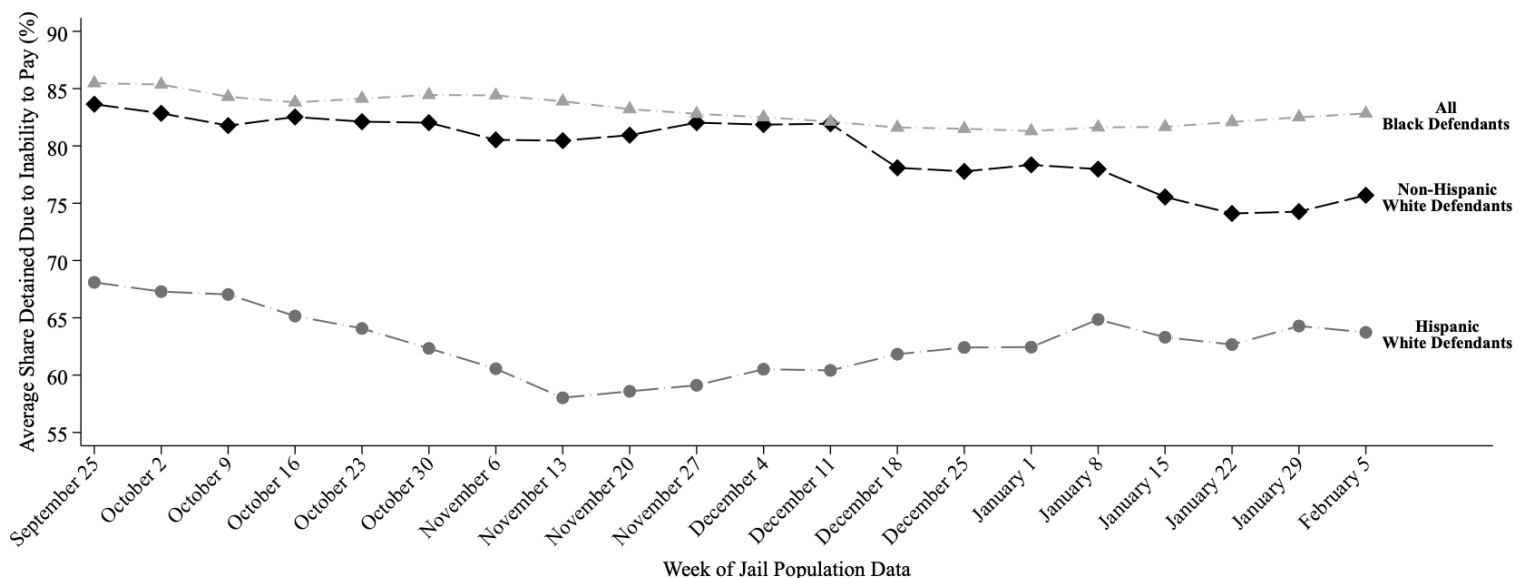
- **83% of Black defendants (99 out of 119)**
- **64% of Hispanic White defendants (34 out of 54)**
- **76% of non-Hispanic White defendants (31 out of 41)**

were detained per night based on inability to pay

Last week, among current pretrial jail inmates assigned to Judge Aguilar, **83% of Black defendants (99 out of 119 on an average night)**, **64% of Hispanic White defendants (34 out of 54 on an average night)**, and **76% of non-Hispanic White defendants (31 out of 41 on an average night)** were detained in Harris County Jail because they couldn't afford money bail.

Judge Aguilar's **racial difference in the share detained due to inability to pay for Black and Non-Hispanic White defendants** is among the **25% best** in Harris County. His **racial difference in the share detained due to inability to pay for Hispanic and Non-Hispanic White defendants** is among the **25% best** in Harris County.

## Track Judge Aguilar's Share Detained Due to Inability to Pay



This report uses jail population data provided by Harris County. Share detained due to inability to pay represents the percent of current pretrial jail inmates assigned to this judge who were detained because they couldn't afford money bail.

# HARRIS COUNTY FELONY PRETRIAL DETENTION REPORT

*Brought to you by the Texas Center for Justice and Equity and researchers at Harvard University*

February 12, 2023 - February 18, 2023



## Frank Aguilar – 228<sup>th</sup> District Court

Among current pretrial jail inmates assigned to Judge Aguilar:

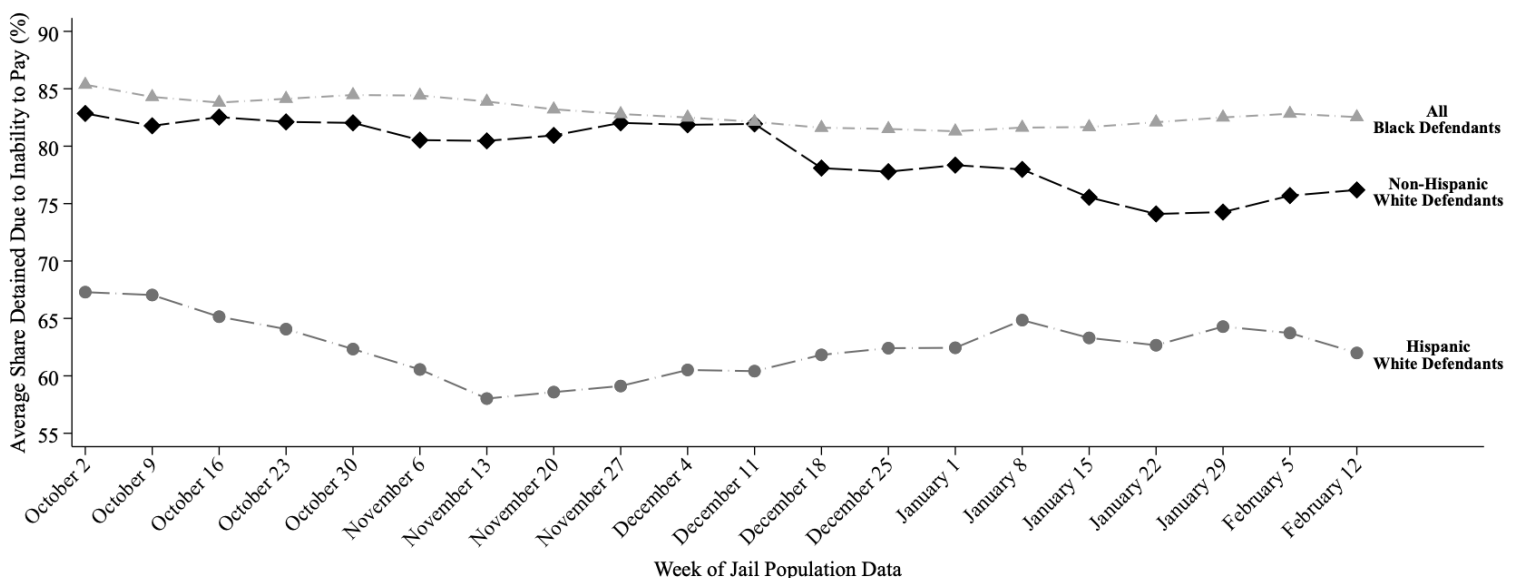
- **83% of Black defendants (98 out of 118)**
- **62% of Hispanic White defendants (33 out of 54)**
- **76% of non-Hispanic White defendants (32 out of 42)**

were detained per night based on inability to pay

Last week, among current pretrial jail inmates assigned to Judge Aguilar, **83% of Black defendants (98 out of 118 on an average night)**, **62% of Hispanic White defendants (33 out of 54 on an average night)**, and **76% of non-Hispanic White defendants (32 out of 42 on an average night)** were detained in Harris County Jail because they couldn't afford money bail.

Judge Aguilar's **racial difference in the share detained due to inability to pay for Black and Non-Hispanic White defendants** is among the **25% best** in Harris County. His **racial difference in the share detained due to inability to pay for Hispanic and Non-Hispanic White defendants** is among the **50% best** in Harris County.

## Track Judge Aguilar's Share Detained Due to Inability to Pay



This report uses jail population data provided by Harris County. Share detained due to inability to pay represents the percent of current pretrial jail inmates assigned to this judge who were detained because they couldn't afford money bail.

# HARRIS COUNTY FELONY PRETRIAL DETENTION REPORT

*Brought to you by the Texas Center for Justice and Equity and researchers at Harvard University*

February 19, 2023 - February 25, 2023



## Frank Aguilar – 228<sup>th</sup> District Court

Among current pretrial jail inmates assigned to Judge Aguilar:

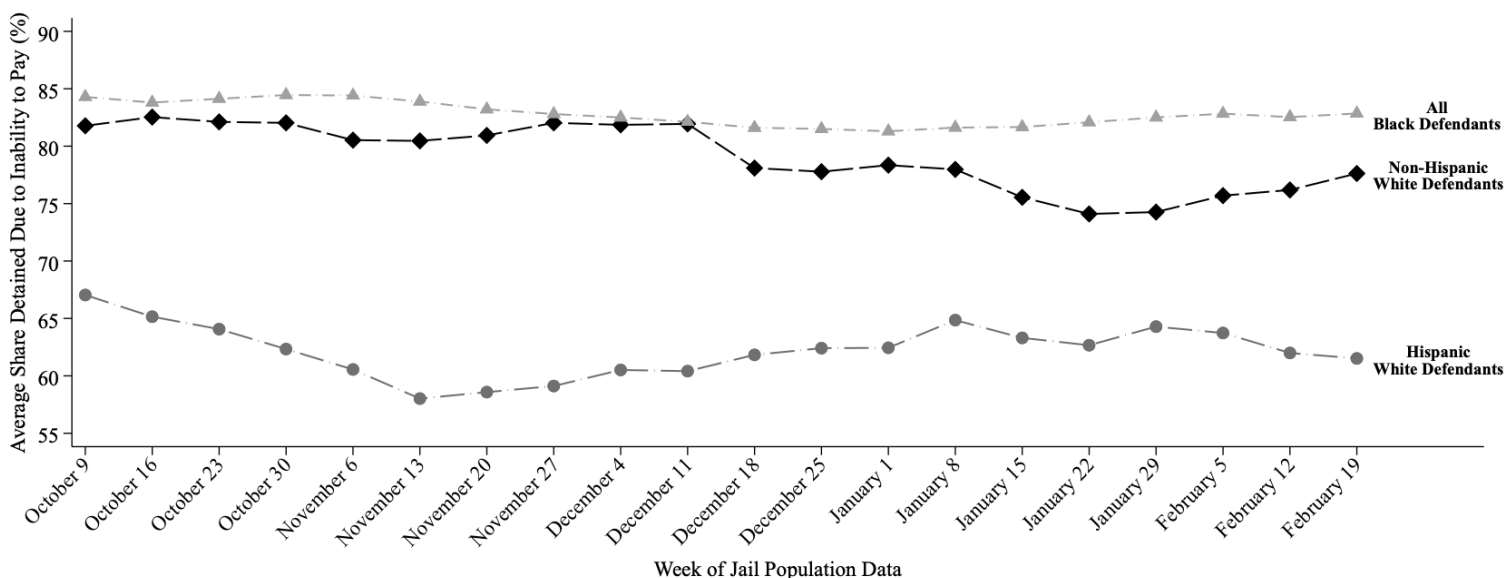
- **83% of Black defendants (99 out of 119)**
- **62% of Hispanic White defendants (34 out of 55)**
- **78% of non-Hispanic White defendants (32 out of 41)**

were detained per night based on inability to pay

Last week, among current pretrial jail inmates assigned to Judge Aguilar, **83% of Black defendants (99 out of 119 on an average night)**, **62% of Hispanic White defendants (34 out of 55 on an average night)**, and **78% of non-Hispanic White defendants (32 out of 41 on an average night)** were detained in Harris County Jail because they couldn't afford money bail.

Judge Aguilar's **racial difference in the share detained due to inability to pay for Black and Non-Hispanic White defendants** is among the **25% best** in Harris County. His **racial difference in the share detained due to inability to pay for Hispanic and Non-Hispanic White defendants** is among the **50% worst** in Harris County.

## Track Judge Aguilar's Share Detained Due to Inability to Pay



This report uses jail population data provided by Harris County. Share detained due to inability to pay represents the percent of current pretrial jail inmates assigned to this judge who were detained because they couldn't afford money bail.

# HARRIS COUNTY FELONY PRETRIAL DETENTION REPORT

*Brought to you by the Texas Center for Justice and Equity and researchers at Harvard University*

February 26, 2023 - March 4, 2023



## Frank Aguilar – 228<sup>th</sup> District Court

Among current pretrial jail inmates assigned to Judge Aguilar:

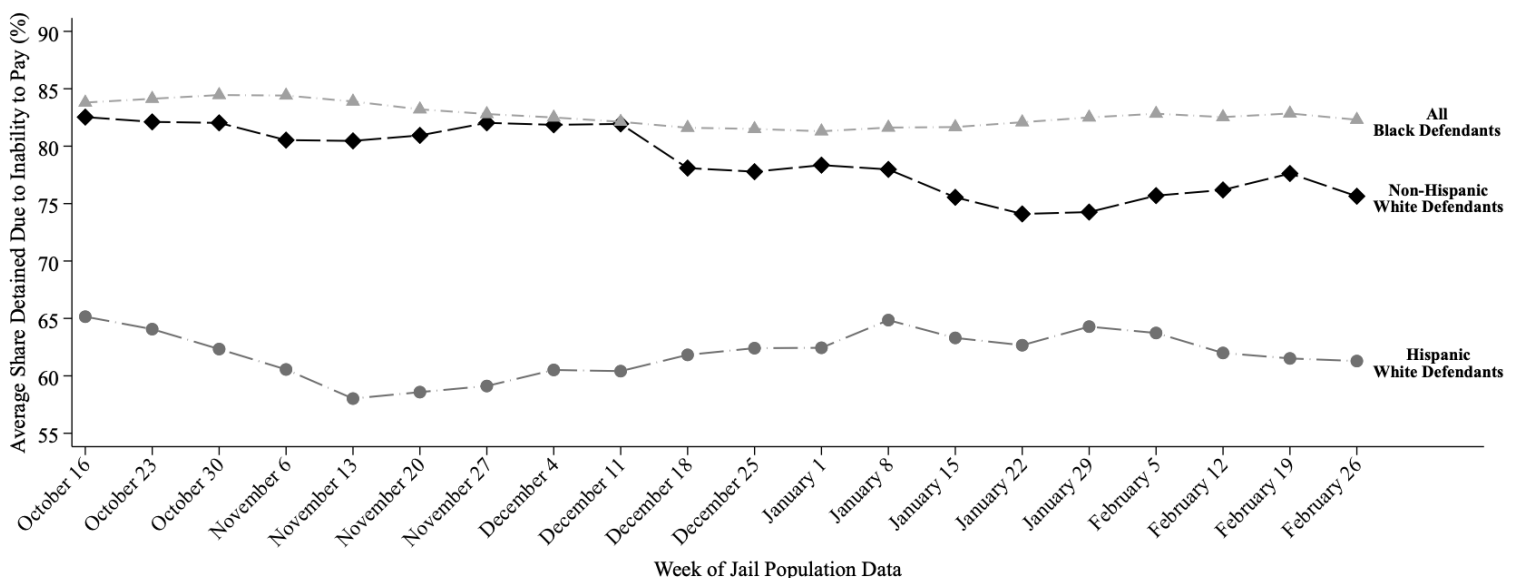
- **82% of Black defendants (100 out of 122)**
- **61% of Hispanic White defendants (33 out of 54)**
- **76% of non-Hispanic White defendants (30 out of 39)**

were detained per night based on inability to pay

Last week, among current pretrial jail inmates assigned to Judge Aguilar, **82% of Black defendants (100 out of 122 on an average night)**, **61% of Hispanic White defendants (33 out of 54 on an average night)**, and **76% of non-Hispanic White defendants (30 out of 39 on an average night)** were detained in Harris County Jail because they couldn't afford money bail.

Judge Aguilar's **racial difference in the share detained due to inability to pay for Black and Non-Hispanic White defendants** is among the **25% best** in Harris County. His **racial difference in the share detained due to inability to pay for Hispanic and Non-Hispanic White defendants** is among the **50% worst** in Harris County.

## Track Judge Aguilar's Share Detained Due to Inability to Pay



This report uses jail population data provided by Harris County. Share detained due to inability to pay represents the percent of current pretrial jail inmates assigned to this judge who were detained because they couldn't afford money bail.



# HARRIS COUNTY FELONY PRETRIAL DETENTION REPORT

*Brought to you by the Texas Center for Justice and Equity and researchers at Harvard University*

March 5, 2023 - March 11, 2023



## Frank Aguilar – 228<sup>th</sup> District Court

Among current pretrial jail inmates assigned to Judge Aguilar:

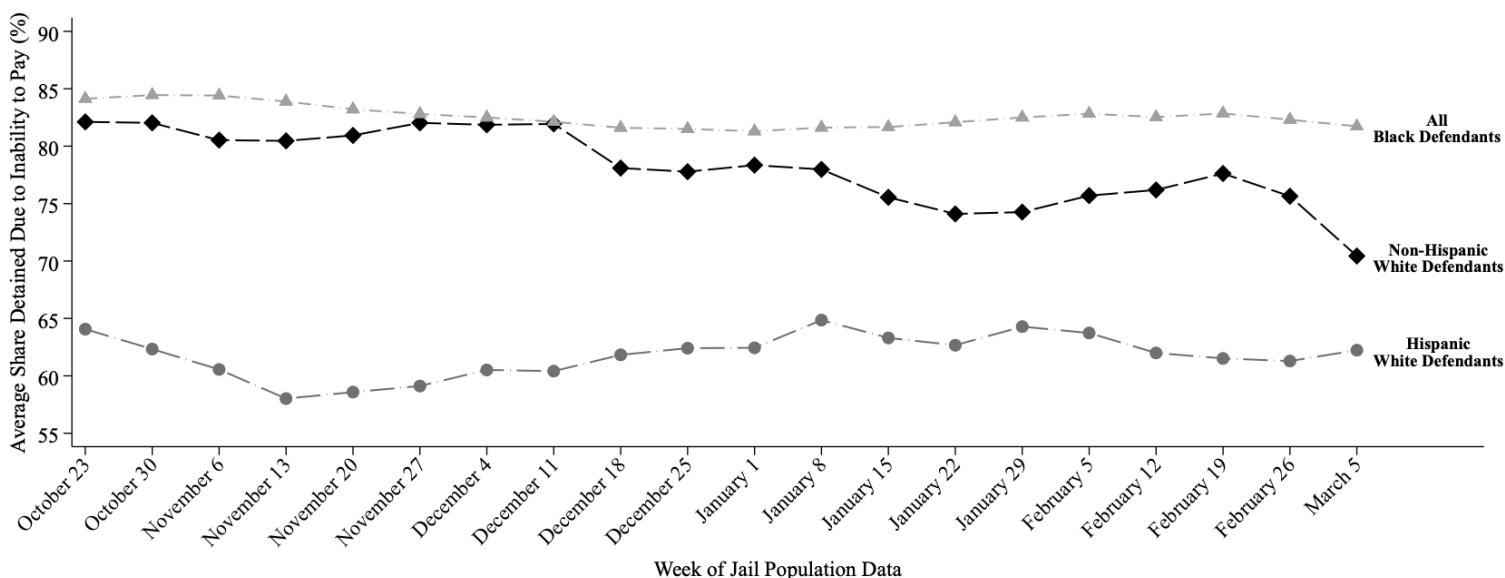
- **82% of Black defendants (98 out of 120)**
- **62% of Hispanic White defendants (33 out of 54)**
- **70% of non-Hispanic White defendants (28 out of 39)**

were detained per night based on inability to pay

Last week, among current pretrial jail inmates assigned to Judge Aguilar, **82% of Black defendants (98 out of 120 on an average night)**, **62% of Hispanic White defendants (33 out of 54 on an average night)**, and **70% of non-Hispanic White defendants (28 out of 39 on an average night)** were detained in Harris County Jail because they couldn't afford money bail.

Judge Aguilar's **racial difference in the share detained due to inability to pay for Black and Non-Hispanic White defendants** is among the **50% best** in Harris County. His **racial difference in the share detained due to inability to pay for Hispanic and Non-Hispanic White defendants** is among the **25% best** in Harris County.

## Track Judge Aguilar's Share Detained Due to Inability to Pay



This report uses jail population data provided by Harris County. Share detained due to inability to pay represents the percent of current pretrial jail inmates assigned to this judge who were detained because they couldn't afford money bail.

# HARRIS COUNTY FELONY PRETRIAL DETENTION REPORT

*Brought to you by the Texas Center for Justice and Equity and researchers at Harvard University*

March 12, 2023 - March 18, 2023



## Frank Aguilar – 228<sup>th</sup> District Court

Among current pretrial jail inmates assigned to Judge Aguilar:

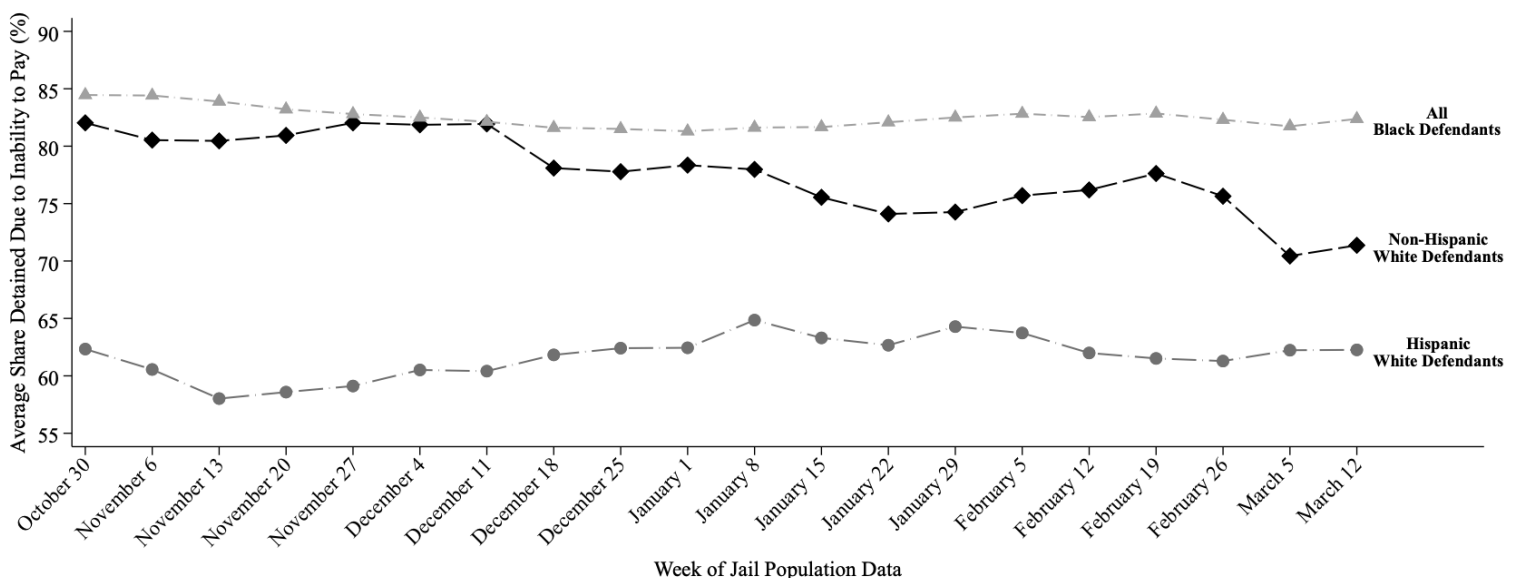
- **82% of Black defendants (103 out of 125)**
- **62% of Hispanic White defendants (33 out of 53)**
- **71% of non-Hispanic White defendants (28 out of 39)**

were detained per night based on inability to pay

Last week, among current pretrial jail inmates assigned to Judge Aguilar, **82% of Black defendants (103 out of 125 on an average night)**, **62% of Hispanic White defendants (33 out of 53 on an average night)**, and **71% of non-Hispanic White defendants (28 out of 39 on an average night)** were detained in Harris County Jail because they couldn't afford money bail.

Judge Aguilar's **racial difference in the share detained due to inability to pay for Black and Non-Hispanic White defendants** is among the **50% best** in Harris County. His **racial difference in the share detained due to inability to pay for Hispanic and Non-Hispanic White defendants** is among the **25% best** in Harris County.

## Track Judge Aguilar's Share Detained Due to Inability to Pay



This report uses jail population data provided by Harris County. Share detained due to inability to pay represents the percent of current pretrial jail inmates assigned to this judge who were detained because they couldn't afford money bail.



# HARRIS COUNTY FELONY PRETRIAL DETENTION REPORT

*Brought to you by the Texas Center for Justice and Equity and researchers at Harvard University*

April 2, 2023 - April 8, 2023



## Frank Aguilar – 228<sup>th</sup> District Court

Among current pretrial jail inmates assigned to Judge Aguilar:

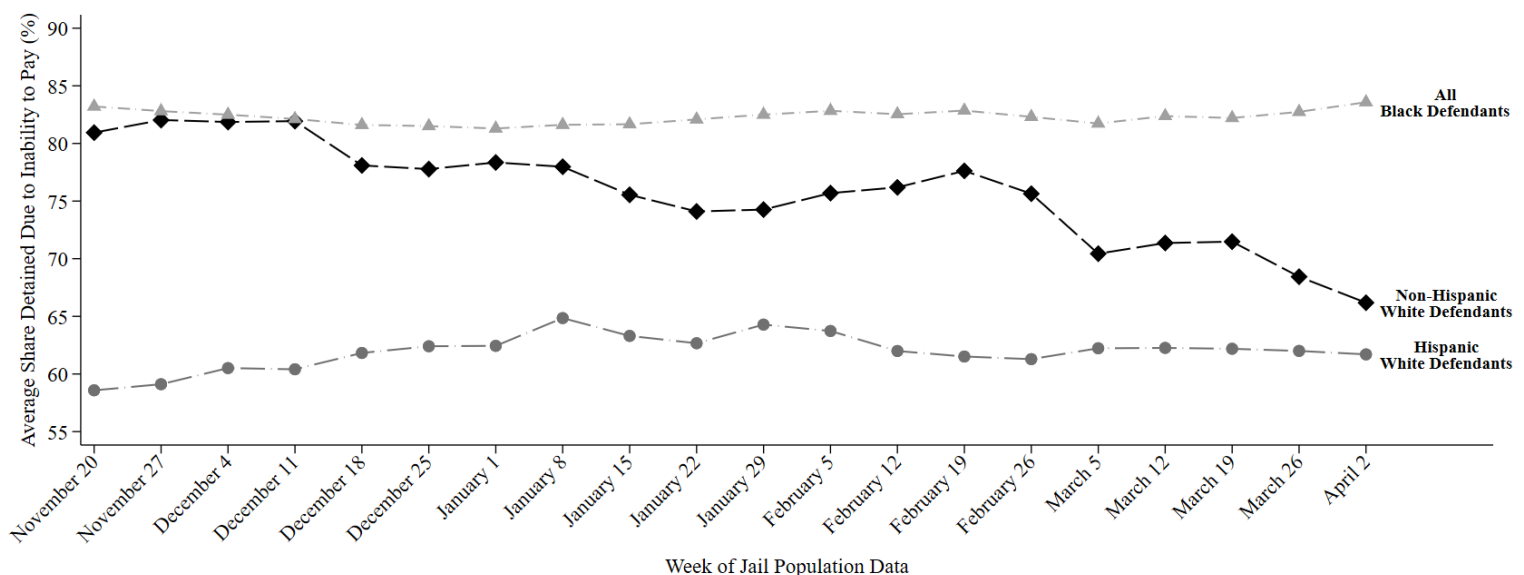
- **84% of Black defendants (107 out of 128)**
- **62% of Hispanic White defendants (37 out of 60)**
- **66% of non-Hispanic White defendants (26 out of 40)**

were detained per night based on inability to pay

Last week, among current pretrial jail inmates assigned to Judge Aguilar, **84% of Black defendants (107 out of 128 on an average night)**, **62% of Hispanic White defendants (37 out of 60 on an average night)**, and **66% of non-Hispanic White defendants (26 out of 40 on an average night)** were detained in Harris County Jail because they couldn't afford money bail.

Judge Aguilar's **racial difference in the share detained due to inability to pay for Black and Non-Hispanic White defendants** is among the **50% worst** in Harris County. His **racial difference in the share detained due to inability to pay for Hispanic and Non-Hispanic White defendants** is among the **25% best** in Harris County.

## Track Judge Aguilar's Share Detained Due to Inability to Pay



This report uses jail population data provided by Harris County. Share detained due to inability to pay represents the percent of current pretrial jail inmates assigned to this judge who were detained because they couldn't afford money bail.

# HARRIS COUNTY FELONY PRETRIAL DETENTION REPORT

*Brought to you by the Texas Center for Justice and Equity and researchers at Harvard University*

April 9, 2023 - April 15, 2023



## Frank Aguilar – 228<sup>th</sup> District Court

Among current pretrial jail inmates assigned to Judge Aguilar:

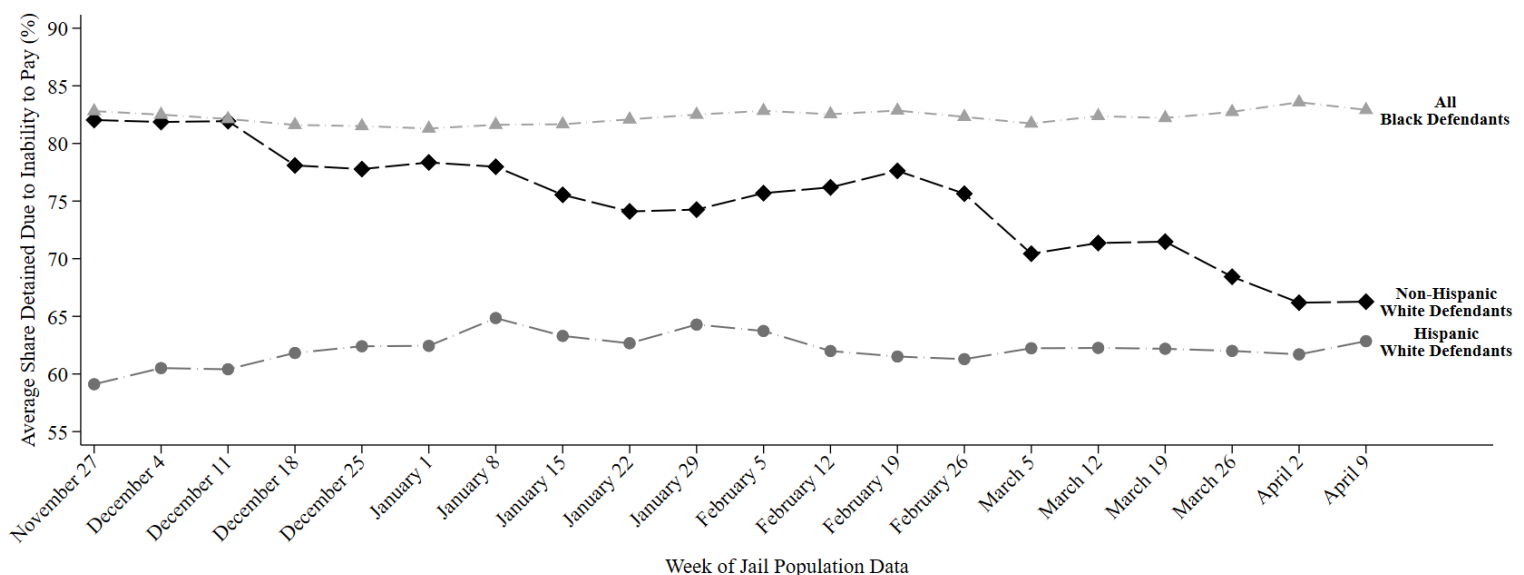
- **83% of Black defendants (107 out of 130)**
- **63% of Hispanic White defendants (38 out of 61)**
- **66% of non-Hispanic White defendants (24 out of 36)**

were detained per night based on inability to pay

Last week, among current pretrial jail inmates assigned to Judge Aguilar, **83% of Black defendants (107 out of 130 on an average night)**, **63% of Hispanic White defendants (38 out of 61 on an average night)**, and **66% of non-Hispanic White defendants (24 out of 36 on an average night)** were detained in Harris County Jail because they couldn't afford money bail.

Judge Aguilar's **racial difference in the share detained due to inability to pay for Black and Non-Hispanic White defendants** is among the **50% worst** in Harris County. His **racial difference in the share detained due to inability to pay for Hispanic and Non-Hispanic White defendants** is among the **25% best** in Harris County.

## Track Judge Aguilar's Share Detained Due to Inability to Pay



This report uses jail population data provided by Harris County. Share detained due to inability to pay represents the percent of current pretrial jail inmates assigned to this judge who were detained because they couldn't afford money bail.

# HARRIS COUNTY FELONY PRETRIAL DETENTION REPORT

*Brought to you by the Texas Center for Justice and Equity and researchers at Harvard University*

April 16, 2023 - April 22, 2023



## Frank Aguilar – 228<sup>th</sup> District Court

Among current pretrial jail inmates assigned to Judge Aguilar:

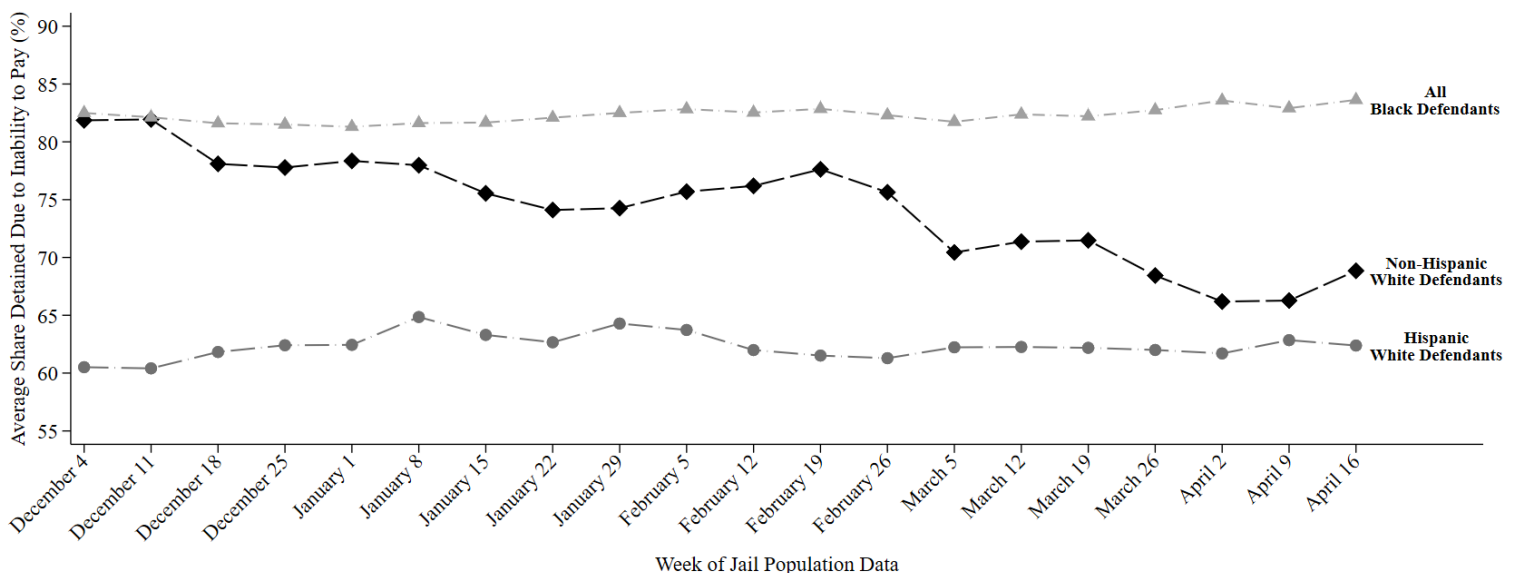
- **84% of Black defendants (114 out of 136)**
- **62% of Hispanic White defendants (39 out of 62)**
- **69% of non-Hispanic White defendants (24 out of 35)**

were detained per night based on inability to pay

Last week, among current pretrial jail inmates assigned to Judge Aguilar, **84% of Black defendants (114 out of 136 on an average night)**, **62% of Hispanic White defendants (39 out of 62 on an average night)**, and **69% of non-Hispanic White defendants (24 out of 35 on an average night)** were detained in Harris County Jail because they couldn't afford money bail.

Judge Aguilar's **racial difference in the share detained due to inability to pay for Black and Non-Hispanic White defendants** is among the **50% best** in Harris County. His **racial difference in the share detained due to inability to pay for Hispanic and Non-Hispanic White defendants** is among the **25% best** in Harris County.

## Track Judge Aguilar's Share Detained Due to Inability to Pay



This report uses jail population data provided by Harris County. Share detained due to inability to pay represents the percent of current pretrial jail inmates assigned to this judge who were detained because they couldn't afford money bail.

# HARRIS COUNTY FELONY PRETRIAL DETENTION REPORT

*Brought to you by the Texas Center for Justice and Equity and researchers at Harvard University*

April 23, 2023 - April 29, 2023



## Frank Aguilar – 228<sup>th</sup> District Court

Among current pretrial jail inmates assigned to Judge Aguilar:

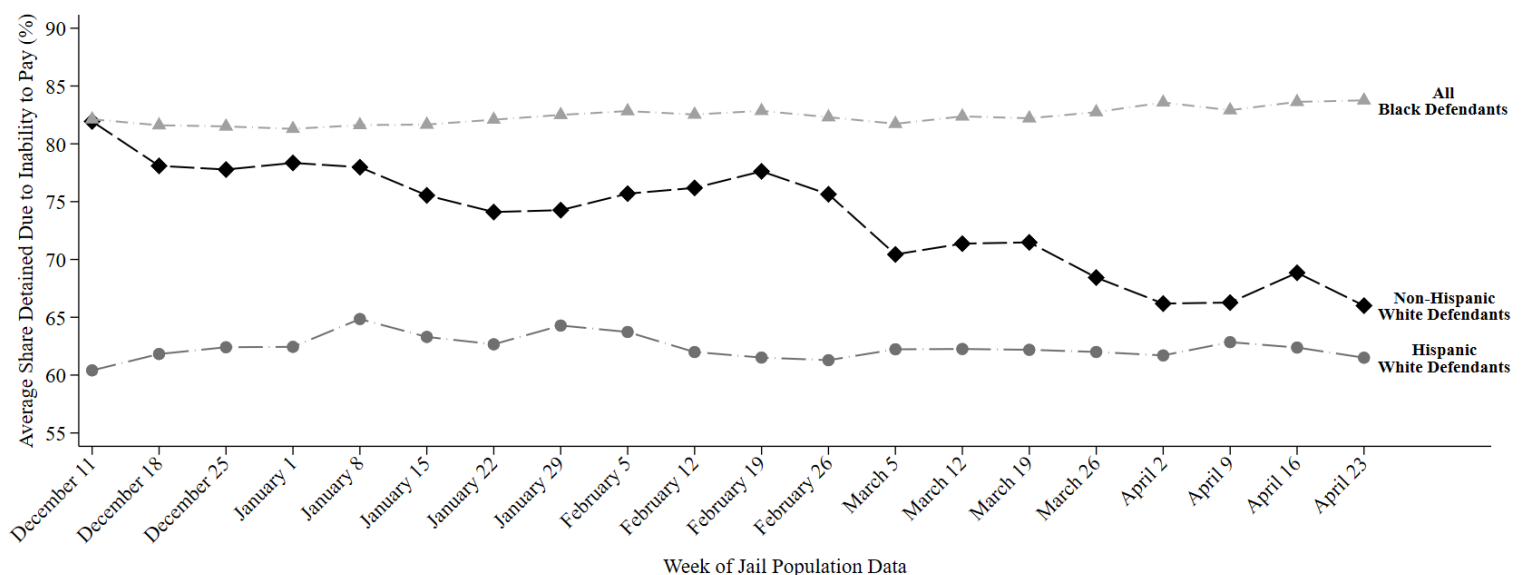
- **84% of Black defendants (117 out of 140)**
- **62% of Hispanic White defendants (40 out of 65)**
- **66% of non-Hispanic White defendants (24 out of 36)**

were detained per night based on inability to pay

Last week, among current pretrial jail inmates assigned to Judge Aguilar, **84% of Black defendants (117 out of 140 on an average night)**, **62% of Hispanic White defendants (40 out of 65 on an average night)**, and **66% of non-Hispanic White defendants (24 out of 36 on an average night)** were detained in Harris County Jail because they couldn't afford money bail.

Judge Aguilar's **racial difference in the share detained due to inability to pay for Black and Non-Hispanic White defendants** is among the **50% worst** in Harris County. His **racial difference in the share detained due to inability to pay for Hispanic and Non-Hispanic White defendants** is among the **25% best** in Harris County.

## Track Judge Aguilar's Share Detained Due to Inability to Pay



This report uses jail population data provided by Harris County. Share detained due to inability to pay represents the percent of current pretrial jail inmates assigned to this judge who were detained because they couldn't afford money bail.

# HARRIS COUNTY FELONY PRETRIAL DETENTION REPORT

*Brought to you by the Texas Center for Justice and Equity and researchers at Harvard University*

April 30, 2023 - May 6, 2023



## Frank Aguilar – 228<sup>th</sup> District Court

Among current pretrial jail inmates assigned to Judge Aguilar:

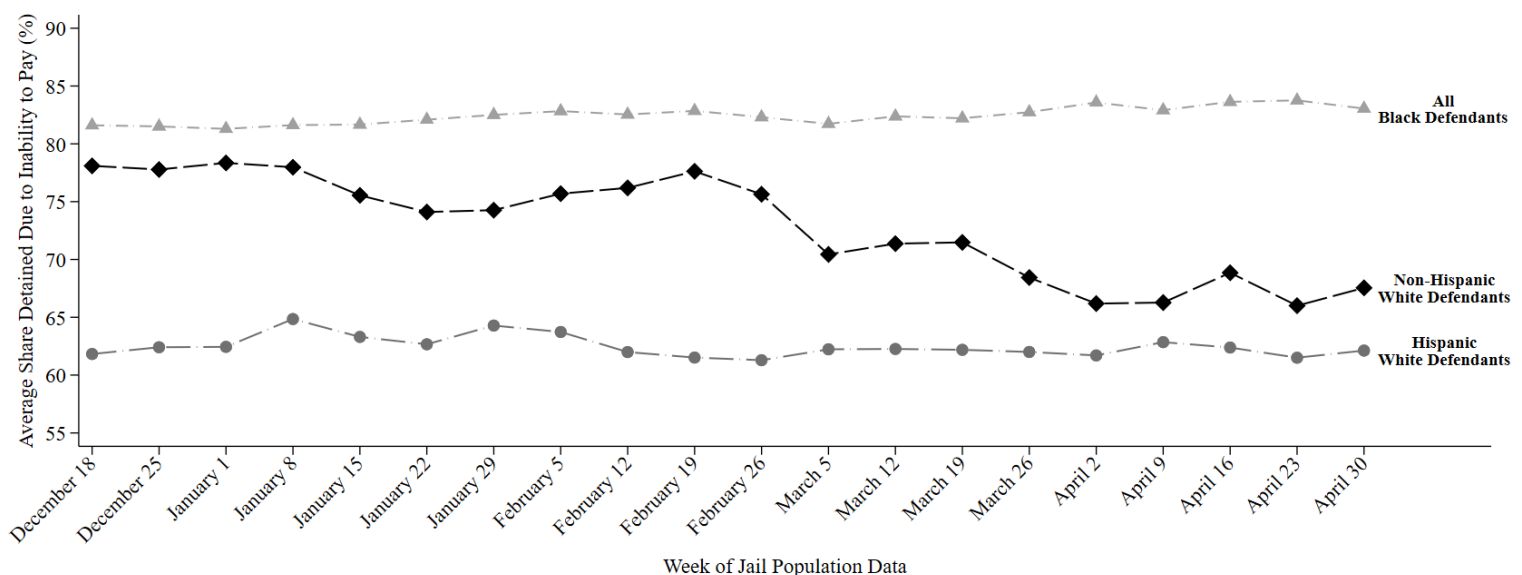
- **83% of Black defendants (120 out of 144)**
- **62% of Hispanic White defendants (41 out of 66)**
- **68% of non-Hispanic White defendants (26 out of 38)**

were detained per night based on inability to pay

Last week, among current pretrial jail inmates assigned to Judge Aguilar, **83% of Black defendants (120 out of 144 on an average night)**, **62% of Hispanic White defendants (41 out of 66 on an average night)**, and **68% of non-Hispanic White defendants (26 out of 38 on an average night)** were detained in Harris County Jail because they couldn't afford money bail.

Judge Aguilar's **racial difference in the share detained due to inability to pay for Black and Non-Hispanic White defendants** is among the **50% worst** in Harris County. His **racial difference in the share detained due to inability to pay for Hispanic and Non-Hispanic White defendants** is among the **25% best** in Harris County.

## Track Judge Aguilar's Share Detained Due to Inability to Pay



This report uses jail population data provided by Harris County. Share detained due to inability to pay represents the percent of current pretrial jail inmates assigned to this judge who were detained because they couldn't afford money bail.

# HARRIS COUNTY FELONY PRETRIAL DETENTION REPORT

*Brought to you by the Texas Center for Justice and Equity and researchers at Harvard University*

May 14, 2023 - May 20, 2023



## Frank Aguilar – 228<sup>th</sup> District Court

Among current pretrial jail inmates assigned to Judge Aguilar:

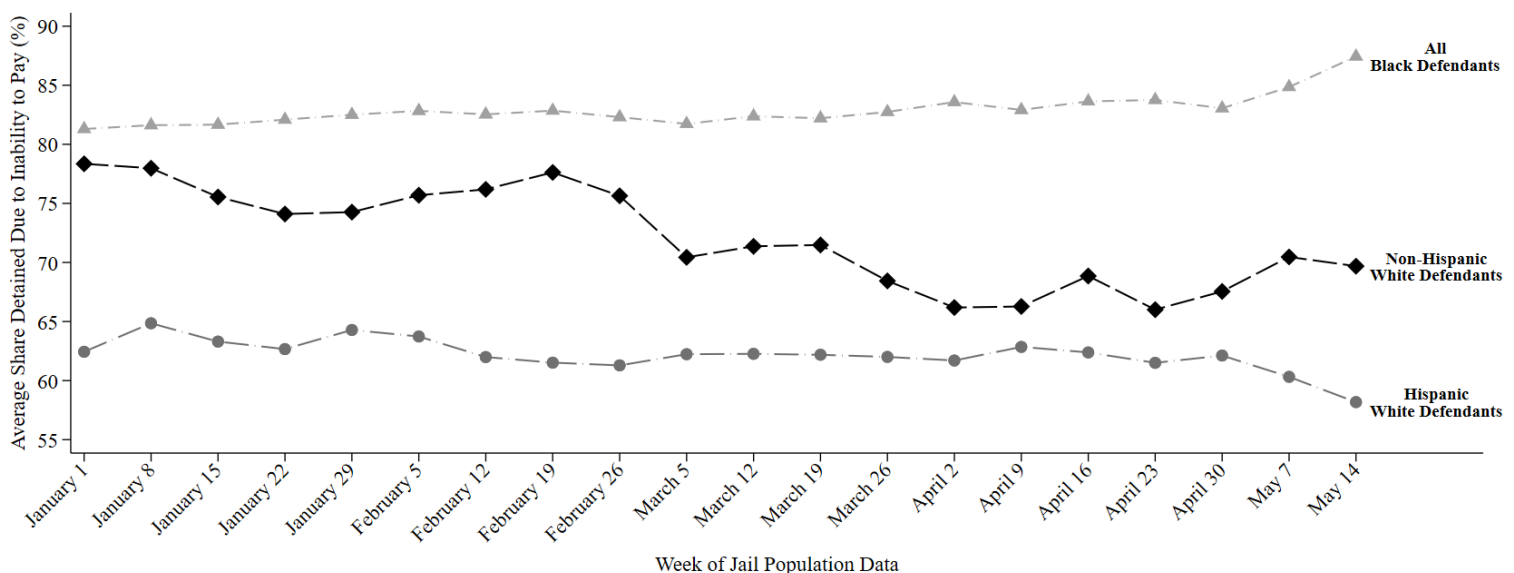
- **87% of Black defendants (127 out of 146)**
- **58% of Hispanic White defendants (37 out of 63)**
- **70% of non-Hispanic White defendants (32 out of 46)**

were detained per night based on inability to pay

Last week, among current pretrial jail inmates assigned to Judge Aguilar, **87% of Black defendants (127 out of 146 on an average night)**, **58% of Hispanic White defendants (37 out of 63 on an average night)**, and **70% of non-Hispanic White defendants (32 out of 46 on an average night)** were detained in Harris County Jail because they couldn't afford money bail.

Judge Aguilar's **racial difference in the share detained due to inability to pay for Black and Non-Hispanic White defendants** is among the **50% worst** in Harris County. His **racial difference in the share detained due to inability to pay for Hispanic and Non-Hispanic White defendants** is among the **25% best** in Harris County.

## Track Judge Aguilar's Share Detained Due to Inability to Pay



This report uses jail population data provided by Harris County. Share detained due to inability to pay represents the percent of current pretrial jail inmates assigned to this judge who were detained because they couldn't afford money bail.

# HARRIS COUNTY FELONY PRETRIAL DETENTION REPORT

*Brought to you by the Texas Center for Justice and Equity and researchers at Harvard University*

May 21, 2023 - May 27, 2023



## Frank Aguilar – 228<sup>th</sup> District Court

Among current pretrial jail inmates assigned to Judge Aguilar:

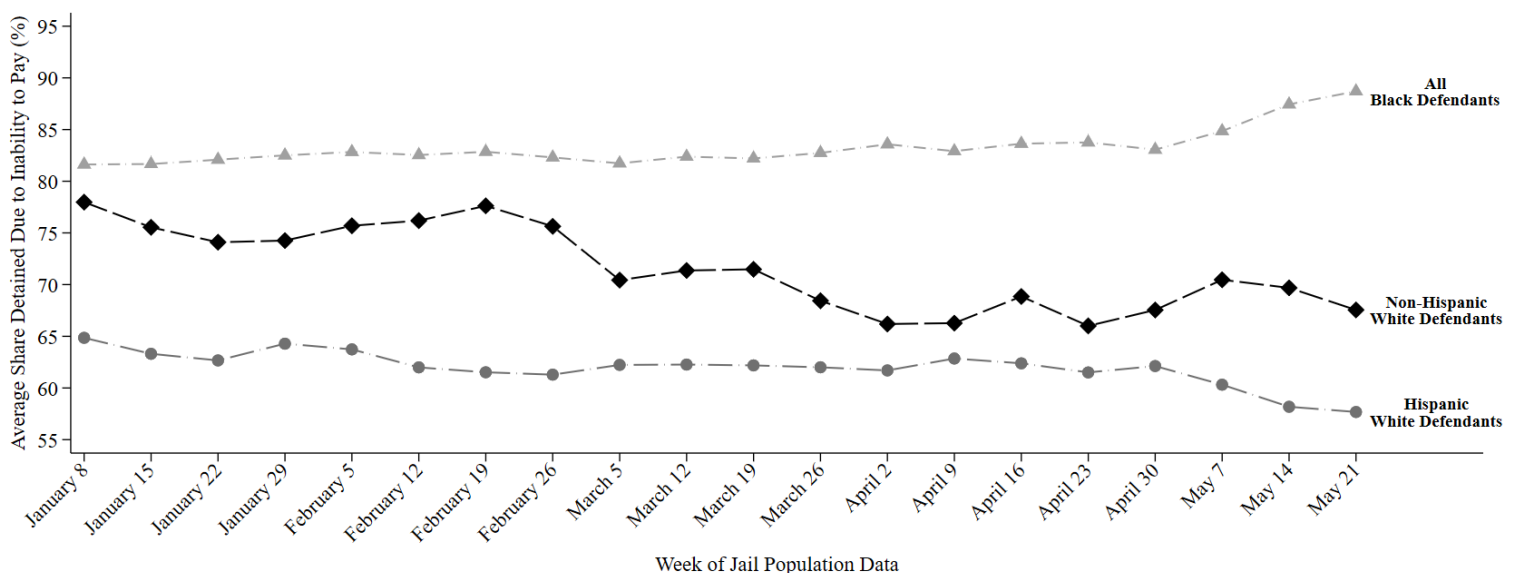
- **89% of Black defendants (127 out of 143)**
- **58% of Hispanic White defendants (38 out of 65)**
- **68% of non-Hispanic White defendants (29 out of 43)**

were detained per night based on inability to pay

Last week, among current pretrial jail inmates assigned to Judge Aguilar, **89% of Black defendants (127 out of 143 on an average night)**, **58% of Hispanic White defendants (38 out of 65 on an average night)**, and **68% of non-Hispanic White defendants (29 out of 43 on an average night)** were detained in Harris County Jail because they couldn't afford money bail.

Judge Aguilar's **racial difference in the share detained due to inability to pay for Black and Non-Hispanic White defendants** is among the **25% worst** in Harris County. His **racial difference in the share detained due to inability to pay for Hispanic and Non-Hispanic White defendants** is among the **25% best** in Harris County.

## Track Judge Aguilar's Share Detained Due to Inability to Pay



This report uses jail population data provided by Harris County. Share detained due to inability to pay represents the percent of current pretrial jail inmates assigned to this judge who were detained because they couldn't afford money bail.



# HARRIS COUNTY FELONY PRETRIAL DETENTION REPORT

*Brought to you by the Texas Center for Justice and Equity and researchers at Harvard University*

May 28, 2023 - June 3, 2023



## Frank Aguilar – 228<sup>th</sup> District Court

Among current pretrial jail inmates assigned to Judge Aguilar:

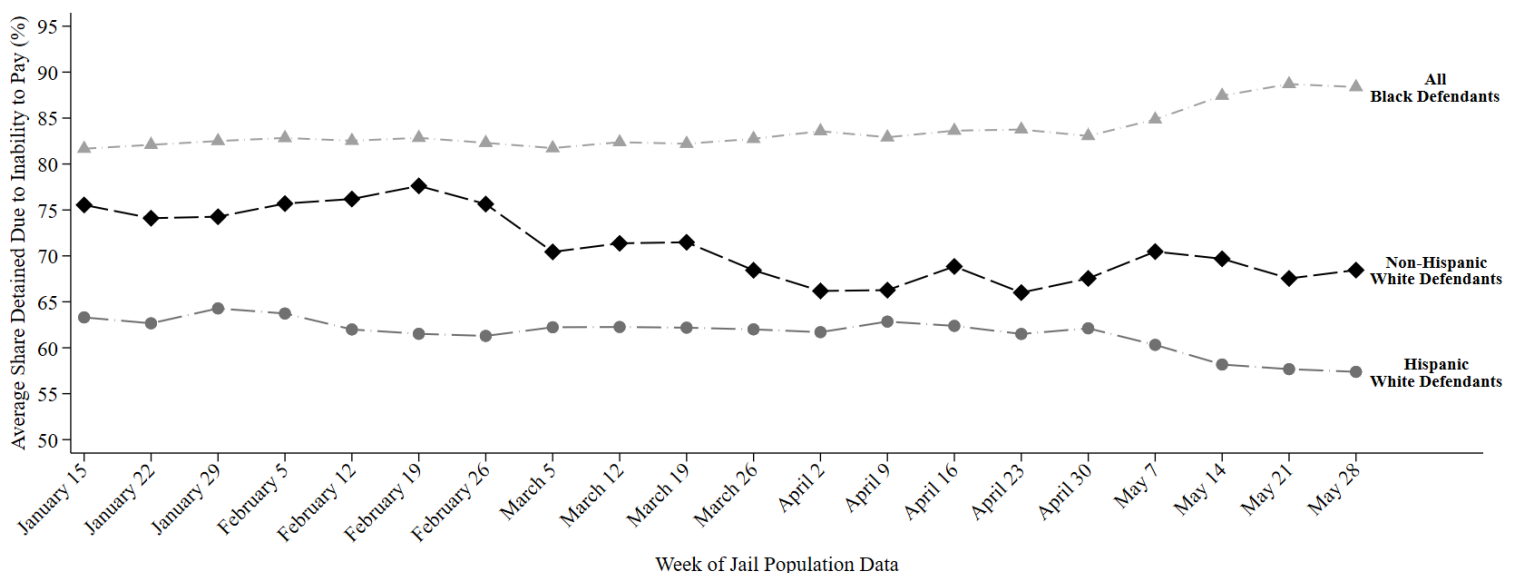
- **88% of Black defendants (129 out of 146)**
- **57% of Hispanic White defendants (39 out of 68)**
- **68% of non-Hispanic White defendants (29 out of 43)**

were detained per night based on inability to pay

Last week, among current pretrial jail inmates assigned to Judge Aguilar, **88% of Black defendants (129 out of 146 on an average night)**, **57% of Hispanic White defendants (39 out of 68 on an average night)**, and **68% of non-Hispanic White defendants (29 out of 43 on an average night)** were detained in Harris County Jail because they couldn't afford money bail.

Judge Aguilar's racial difference in the share detained due to inability to pay for Black and Non-Hispanic White defendants is among the **25% worst** in Harris County. His racial difference in the share detained due to inability to pay for Hispanic and Non-Hispanic White defendants is among the **25% best** in Harris County.

## Track Judge Aguilar's Share Detained Due to Inability to Pay



This report uses jail population data provided by Harris County. Share detained due to inability to pay represents the percent of current pretrial jail inmates assigned to this judge who were detained because they couldn't afford money bail.



# HARRIS COUNTY FELONY PRETRIAL DETENTION REPORT

*Brought to you by the Texas Center for Justice and Equity and researchers at Harvard University*

July 2, 2023 - July 8, 2023



## Frank Aguilar – 228<sup>th</sup> District Court

Among current pretrial jail inmates assigned to Judge Aguilar:

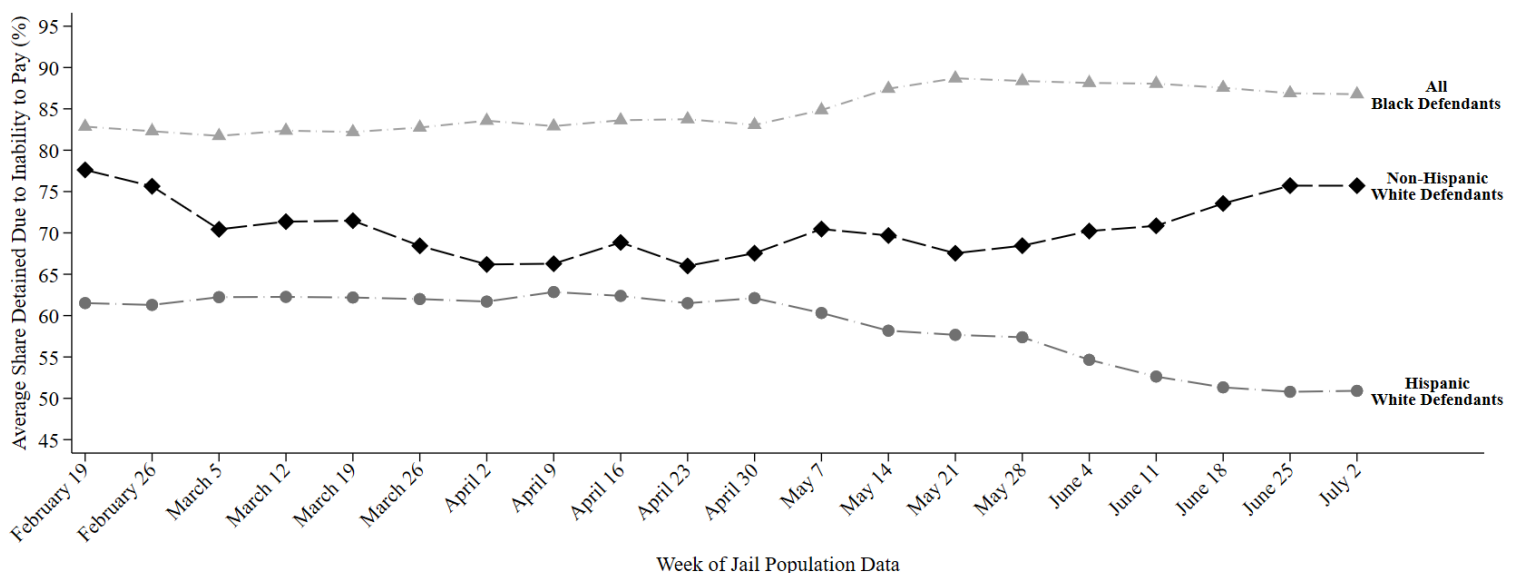
- **87% of Black defendants (112 out of 130)**
- **51% of Hispanic White defendants (32 out of 63)**
- **76% of non-Hispanic White defendants (34 out of 45)**

were detained per night based on inability to pay

Last week, among current pretrial jail inmates assigned to Judge Aguilar, **87% of Black defendants (112 out of 130 on an average night)**, **51% of Hispanic White defendants (32 out of 63 on an average night)**, and **76% of non-Hispanic White defendants (34 out of 45 on an average night)** were detained in Harris County Jail because they couldn't afford money bail.

Judge Aguilar's **racial difference in the share detained due to inability to pay for Black and Non-Hispanic White defendants** is among the **50% best** in Harris County. His **racial difference in the share detained due to inability to pay for Hispanic and Non-Hispanic White defendants** is among the **50% worst** in Harris County.

## Track Judge Aguilar's Share Detained Due to Inability to Pay



This report uses jail population data provided by Harris County. Share detained due to inability to pay represents the percent of current pretrial jail inmates assigned to this judge who were detained because they couldn't afford money bail.

# HARRIS COUNTY FELONY PRETRIAL DETENTION REPORT

*Brought to you by the Texas Center for Justice and Equity and researchers at Harvard University*

July 9, 2023 - July 15, 2023



## Frank Aguilar – 228<sup>th</sup> District Court

Among current pretrial jail inmates assigned to Judge Aguilar:

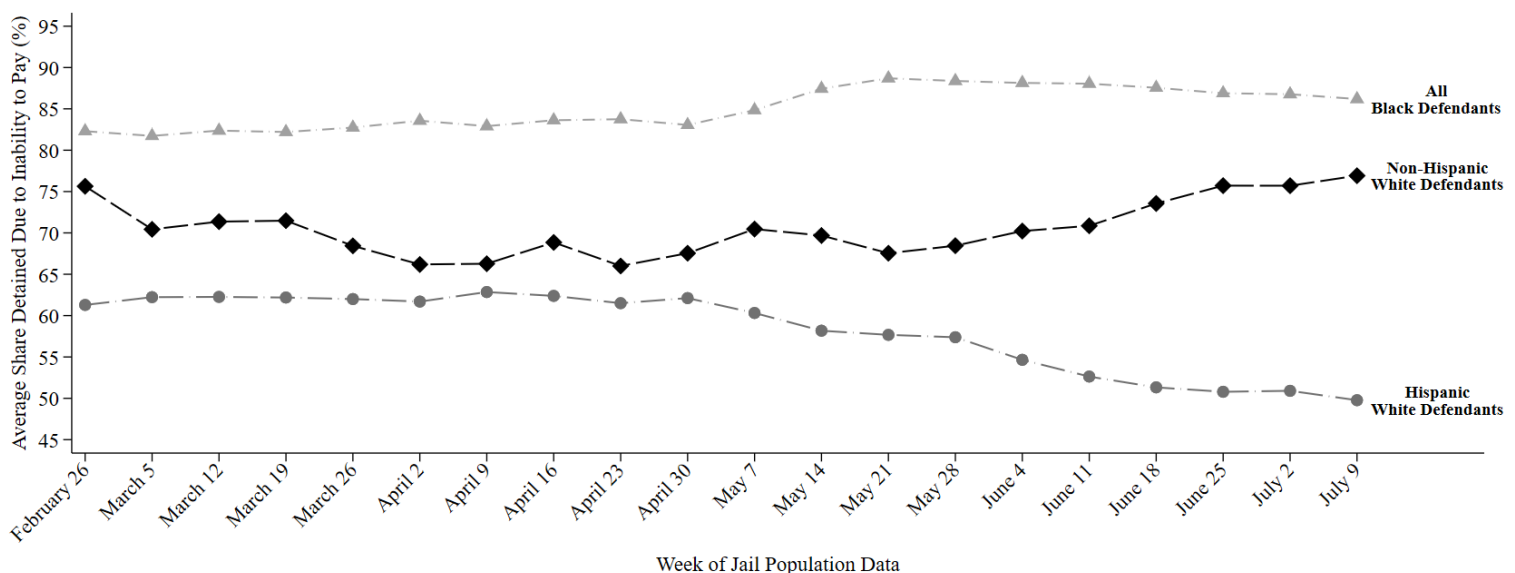
- **86% of Black defendants (114 out of 132)**
- **50% of Hispanic White defendants (31 out of 63)**
- **77% of non-Hispanic White defendants (33 out of 43)**

were detained per night based on inability to pay

Last week, among current pretrial jail inmates assigned to Judge Aguilar, **86% of Black defendants (114 out of 132 on an average night)**, **50% of Hispanic White defendants (31 out of 63 on an average night)**, and **77% of non-Hispanic White defendants (33 out of 43 on an average night)** were detained in Harris County Jail because they couldn't afford money bail.

Judge Aguilar's **racial difference in the share detained due to inability to pay for Black and Non-Hispanic White defendants** is among the **50% best** in Harris County. His **racial difference in the share detained due to inability to pay for Hispanic and Non-Hispanic White defendants** is among the **50% worst** in Harris County.

## Track Judge Aguilar's Share Detained Due to Inability to Pay



This report uses jail population data provided by Harris County. Share detained due to inability to pay represents the percent of current pretrial jail inmates assigned to this judge who were detained because they couldn't afford money bail.

# HARRIS COUNTY FELONY PRETRIAL DETENTION REPORT

*Brought to you by the Texas Center for Justice and Equity and researchers at Harvard University*

May 14, 2023 - May 20, 2023



## Beverly Armstrong – 208<sup>th</sup> District Court

Among current pretrial jail inmates assigned to Judge Armstrong:

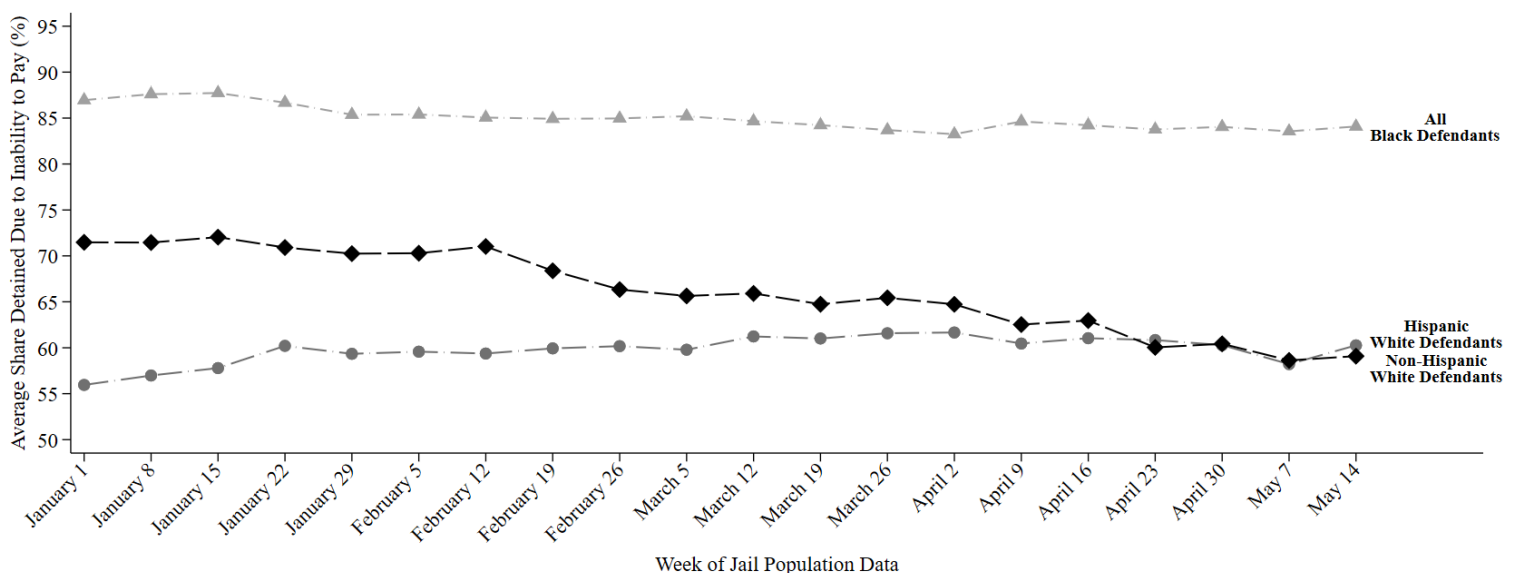
- **84% of Black defendants (134 out of 159)**
- **60% of Hispanic White defendants (45 out of 75)**
- **59% of non-Hispanic White defendants (41 out of 69)**

were detained per night based on inability to pay

Last week, among current pretrial jail inmates assigned to **Judge Armstrong**, **84% of Black defendants (134 out of 159 on an average night)**, **60% of Hispanic White defendants (45 out of 75 on an average night)**, and **59% of non-Hispanic White defendants (41 out of 69 on an average night)** were detained in Harris County Jail because they couldn't afford money bail.

Judge Armstrong's **racial difference in the share detained due to inability to pay for Black and Non-Hispanic White defendants** is among the **25% worst** in Harris County. Her **racial difference in the share detained due to inability to pay for Hispanic and Non-Hispanic White defendants** is among the **25% best** in Harris County.

## Track Judge Armstrong's Share Detained Due to Inability to Pay



This report uses jail population data provided by Harris County. Share detained due to inability to pay represents the percent of current pretrial jail inmates assigned to this judge who were detained because they couldn't afford money bail.

# HARRIS COUNTY FELONY PRETRIAL DETENTION REPORT

*Brought to you by the Texas Center for Justice and Equity and researchers at Harvard University*

May 28, 2023 - June 3, 2023



## Beverly Armstrong – 208<sup>th</sup> District Court

Among current pretrial jail inmates assigned to Judge Armstrong:

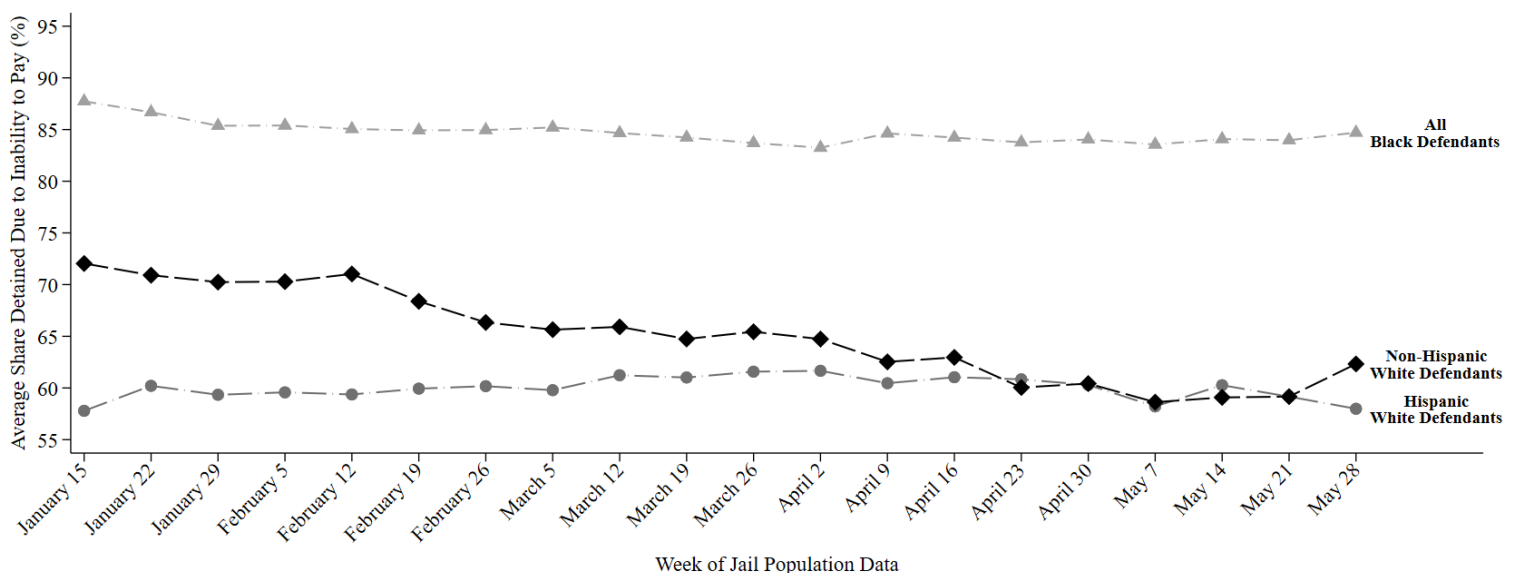
- **85% of Black defendants (142 out of 168)**
- **58% of Hispanic White defendants (42 out of 72)**
- **62% of non-Hispanic White defendants (45 out of 72)**

were detained per night based on inability to pay

Last week, among current pretrial jail inmates assigned to **Judge Armstrong**, **85% of Black defendants (142 out of 168 on an average night)**, **58% of Hispanic White defendants (42 out of 72 on an average night)**, and **62% of non-Hispanic White defendants (45 out of 72 on an average night)** were detained in Harris County Jail because they couldn't afford money bail.

Judge Armstrong's **racial difference in the share detained due to inability to pay for Black and Non-Hispanic White defendants** is among the **25% worst** in Harris County. Her **racial difference in the share detained due to inability to pay for Hispanic and Non-Hispanic White defendants** is among the **25% best** in Harris County.

## Track Judge Armstrong's Share Detained Due to Inability to Pay



This report uses jail population data provided by Harris County. Share detained due to inability to pay represents the percent of current pretrial jail inmates assigned to this judge who were detained because they couldn't afford money bail.

# HARRIS COUNTY FELONY PRETRIAL DETENTION REPORT

*Brought to you by the Texas Center for Justice and Equity and researchers at Harvard University*

July 2, 2023 - July 8, 2023



## Beverly Armstrong – 208<sup>th</sup> District Court

Among current pretrial jail inmates assigned to Judge Armstrong:

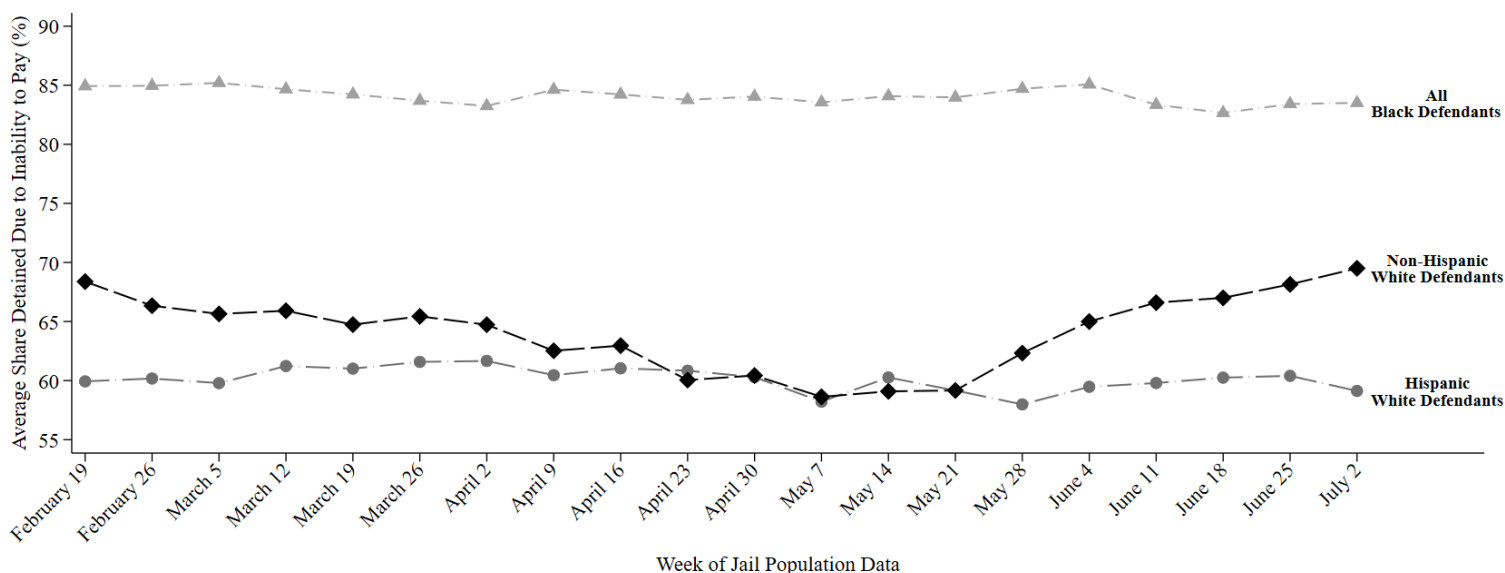
- **84% of Black defendants (147 out of 176)**
- **59% of Hispanic White defendants (43 out of 72)**
- **70% of non-Hispanic White defendants (50 out of 72)**

were detained per night based on inability to pay

Last week, among current pretrial jail inmates assigned to **Judge Armstrong**, **84% of Black defendants (147 out of 176 on an average night)**, **59% of Hispanic White defendants (43 out of 72 on an average night)**, and **70% of non-Hispanic White defendants (50 out of 72 on an average night)** were detained in Harris County Jail because they couldn't afford money bail.

Judge Armstrong's **racial difference in the share detained due to inability to pay for Black and Non-Hispanic White defendants** is among the **50% worst** in Harris County. Her **racial difference in the share detained due to inability to pay for Hispanic and Non-Hispanic White defendants** is among the **25% best** in Harris County.

## Track Judge Armstrong's Share Detained Due to Inability to Pay



This report uses jail population data provided by Harris County. Share detained due to inability to pay represents the percent of current pretrial jail inmates assigned to this judge who were detained because they couldn't afford money bail.

# HARRIS COUNTY FELONY PRETRIAL DETENTION REPORT

*Brought to you by the Texas Center for Justice and Equity and researchers at Harvard University*

July 9, 2023 - July 15, 2023



## Beverly Armstrong – 208<sup>th</sup> District Court

Among current pretrial jail inmates assigned to Judge Armstrong:

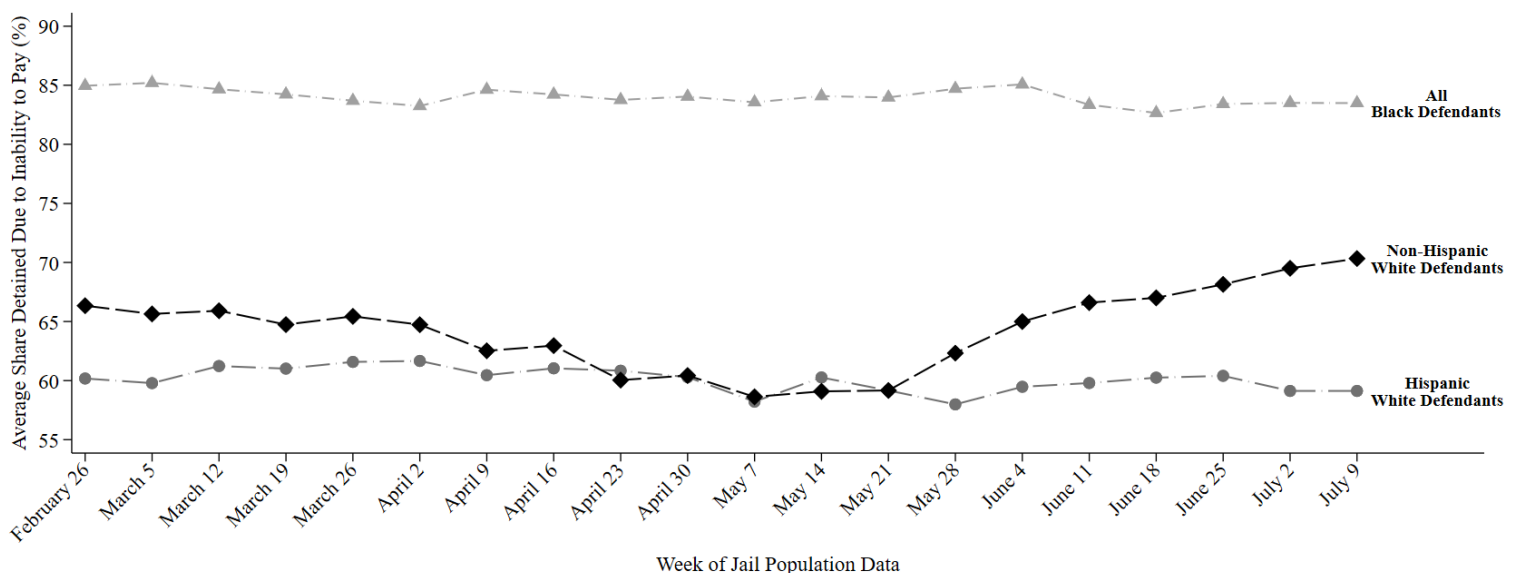
- **83% of Black defendants (150 out of 179)**
- **59% of Hispanic White defendants (44 out of 75)**
- **70% of non-Hispanic White defendants (51 out of 73)**

were detained per night based on inability to pay

Last week, among current pretrial jail inmates assigned to **Judge Armstrong**, **83% of Black defendants (150 out of 179 on an average night)**, **59% of Hispanic White defendants (44 out of 75 on an average night)**, and **70% of non-Hispanic White defendants (51 out of 73 on an average night)** were detained in Harris County Jail because they couldn't afford money bail.

Judge Armstrong's **racial difference in the share detained due to inability to pay for Black and Non-Hispanic White defendants** is among the **50% worst** in Harris County. Her **racial difference in the share detained due to inability to pay for Hispanic and Non-Hispanic White defendants** is among the **25% best** in Harris County.

## Track Judge Armstrong's Share Detained Due to Inability to Pay



This report uses jail population data provided by Harris County. Share detained due to inability to pay represents the percent of current pretrial jail inmates assigned to this judge who were detained because they couldn't afford money bail.



# HARRIS COUNTY FELONY PRETRIAL DETENTION REPORT

*Brought to you by the Texas Center for Justice and Equity and researchers at Harvard University*

July 16, 2023 - July 22, 2023



## Beverly Armstrong – 208<sup>th</sup> District Court

Among current pretrial jail inmates assigned to Judge Armstrong:

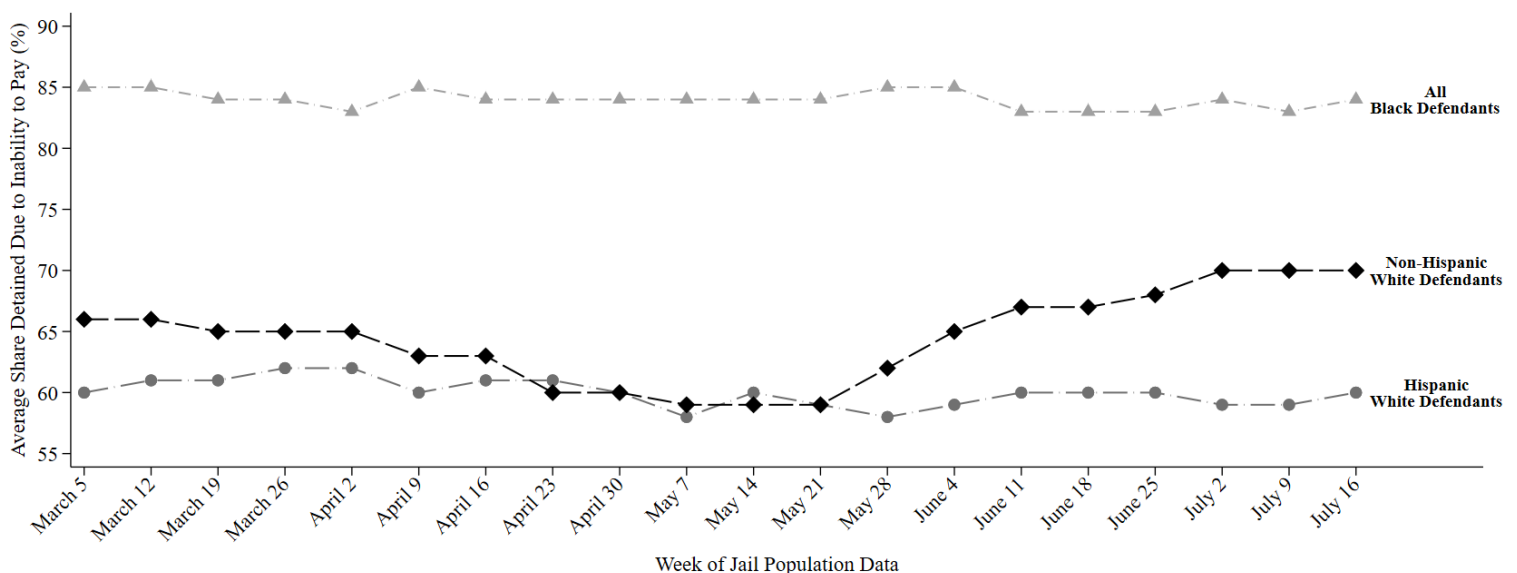
- **84% of Black defendants (150 out of 178)**
- **60% of Hispanic White defendants (46 out of 77)**
- **70% of Non-Hispanic White defendants (50 out of 71)**

were detained per night based on inability to pay

Last week, among current pretrial jail inmates assigned to **Judge Armstrong**, **84% of Black defendants (150 out of 178 on an average night)**, **60% of Hispanic White defendants (46 out of 77 on an average night)**, and **70% of Non-Hispanic White defendants (50 out of 71 on an average night)** were detained in Harris County Jail because they couldn't afford money bail.

Judge Armstrong's **racial difference in the share detained due to inability to pay for Black and Non-Hispanic White defendants** is among the **50% worst** in Harris County. Her **racial difference in the share detained due to inability to pay for Hispanic and Non-Hispanic White defendants** is among the **25% best** in Harris County.

## Track Judge Armstrong's Share Detained Due to Inability to Pay



This report uses jail population data provided by Harris County. Share detained due to inability to pay represents the percent of current pretrial jail inmates assigned to this judge who were detained because they couldn't afford money bail.

# HARRIS COUNTY FELONY PRETRIAL DETENTION REPORT

Brought to you by the Texas Center for Justice and Equity and researchers at Harvard University

January 1, 2023 - January 7, 2023



## Te'iva Bell – 339<sup>th</sup> District Court

Among current pretrial jail inmates assigned to Judge Bell:

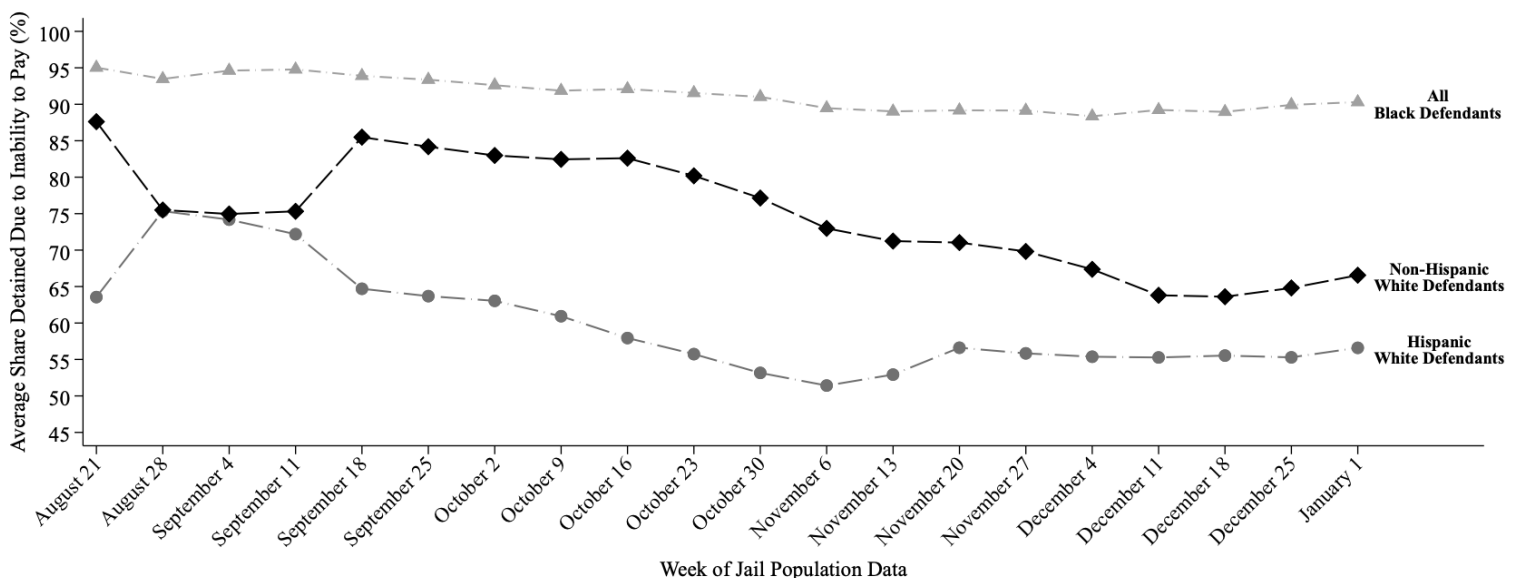
- **90% of Black defendants (98 out of 109)**
- **57% of Hispanic White defendants (47 out of 82)**
- **67% of non-Hispanic White defendants (28 out of 42)**

were detained per night based on inability to pay

Last week, among current pretrial jail inmates assigned to Judge Bell, 90% of Black defendants (98 out of 109 on an average night), 57% of Hispanic White defendants (47 out of 82 on an average night), and 67% of non-Hispanic White defendants (28 out of 42 on an average night) were detained in Harris County Jail because they couldn't afford money bail.

Judge Bell's racial difference in the share detained due to inability to pay for Black and Non-Hispanic White defendants is among the 25% worst in Harris County. Her racial difference in the share detained due to inability to pay for Hispanic and Non-Hispanic White defendants is among the 25% best in Harris County.

## Track Judge Bell's Share Detained Due to Inability to Pay



This report uses jail population data provided by Harris County. Share detained due to inability to pay represents the percent of current pretrial jail inmates assigned to this judge who were detained because they couldn't afford money bail.



# HARRIS COUNTY FELONY PRETRIAL DETENTION REPORT

*Brought to you by the Texas Center for Justice and Equity and researchers at Harvard University*

January 8, 2023 - January 14, 2023



## Te'iva Bell – 339<sup>th</sup> District Court

Among current pretrial jail inmates assigned to Judge Bell:

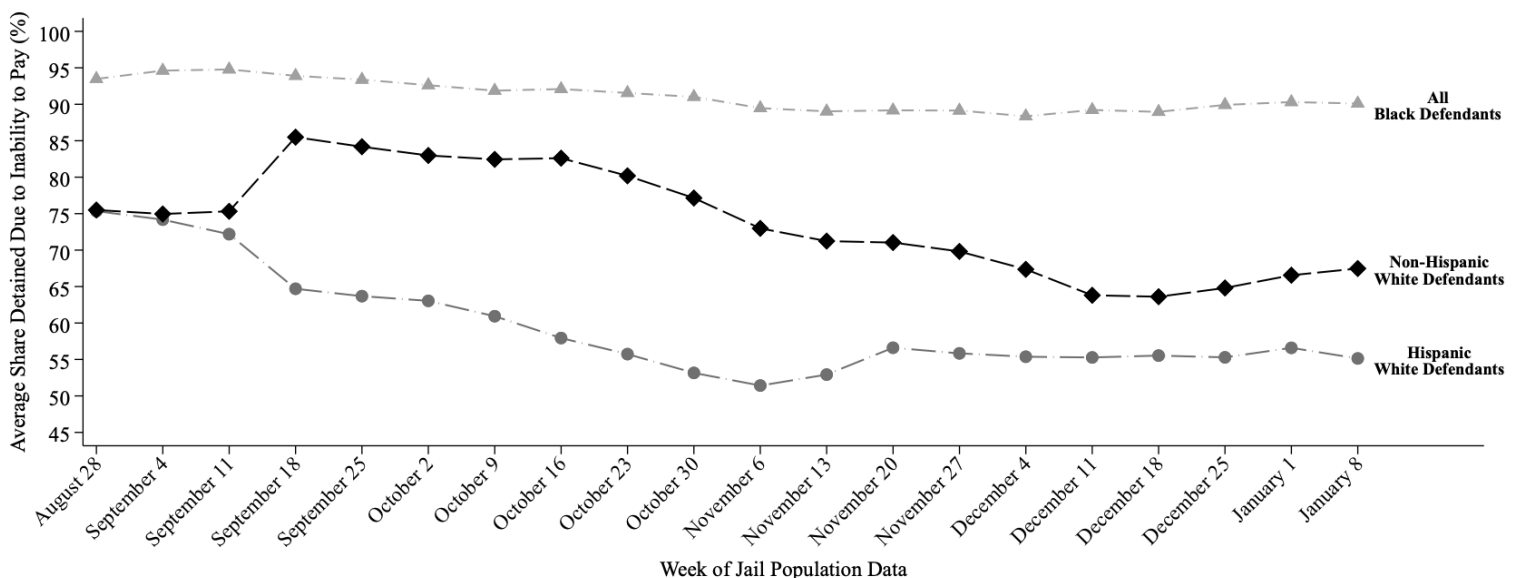
- **90% of Black defendants (105 out of 117)**
- **55% of Hispanic White defendants (44 out of 81)**
- **67% of non-Hispanic White defendants (28 out of 41)**

were detained per night based on inability to pay

Last week, among current pretrial jail inmates assigned to **Judge Bell**, **90% of Black defendants (105 out of 117 on an average night)**, **55% of Hispanic White defendants (44 out of 81 on an average night)**, and **67% of non-Hispanic White defendants (28 out of 41 on an average night)** were detained in Harris County Jail because they couldn't afford money bail.

Judge Bell's **racial difference in the share detained due to inability to pay for Black and Non-Hispanic White defendants** is among the **25% worst** in Harris County. Her **racial difference in the share detained due to inability to pay for Hispanic and Non-Hispanic White defendants** is among the **50% best** in Harris County.

## Track Judge Bell's Share Detained Due to Inability to Pay



This report uses jail population data provided by Harris County. Share detained due to inability to pay represents the percent of current pretrial jail inmates assigned to this judge who were detained because they couldn't afford money bail.

# HARRIS COUNTY FELONY PRETRIAL DETENTION REPORT

*Brought to you by the Texas Center for Justice and Equity and researchers at Harvard University*

January 15, 2023 - January 21, 2023



## Te'iva Bell – 339<sup>th</sup> District Court

Among current pretrial jail inmates assigned to Judge Bell:

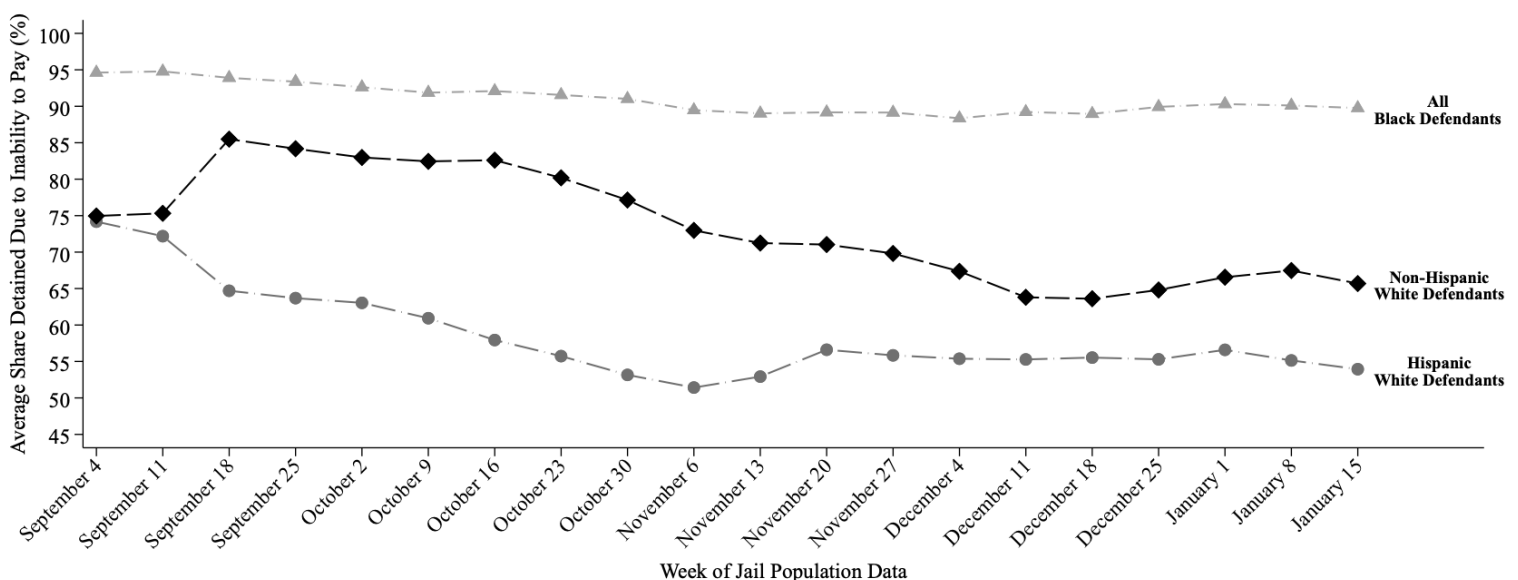
- **90% of Black defendants (105 out of 117)**
- **54% of Hispanic White defendants (42 out of 78)**
- **66% of non-Hispanic White defendants (26 out of 40)**

were detained per night based on inability to pay

Last week, among current pretrial jail inmates assigned to **Judge Bell**, **90% of Black defendants (105 out of 117 on an average night)**, **54% of Hispanic White defendants (42 out of 78 on an average night)**, and **66% of non-Hispanic White defendants (26 out of 40 on an average night)** were detained in Harris County Jail because they couldn't afford money bail.

Judge Bell's **racial difference in the share detained due to inability to pay for Black and Non-Hispanic White defendants** is among the **25% worst** in Harris County. Her **racial difference in the share detained due to inability to pay for Hispanic and Non-Hispanic White defendants** is among the **50% best** in Harris County.

## Track Judge Bell's Share Detained Due to Inability to Pay



This report uses jail population data provided by Harris County. Share detained due to inability to pay represents the percent of current pretrial jail inmates assigned to this judge who were detained because they couldn't afford money bail.

# HARRIS COUNTY FELONY PRETRIAL DETENTION REPORT

*Brought to you by the Texas Center for Justice and Equity and researchers at Harvard University*

January 22, 2023 - January 28, 2023



## Te'iva Bell – 339<sup>th</sup> District Court

Among current pretrial jail inmates assigned to Judge Bell:

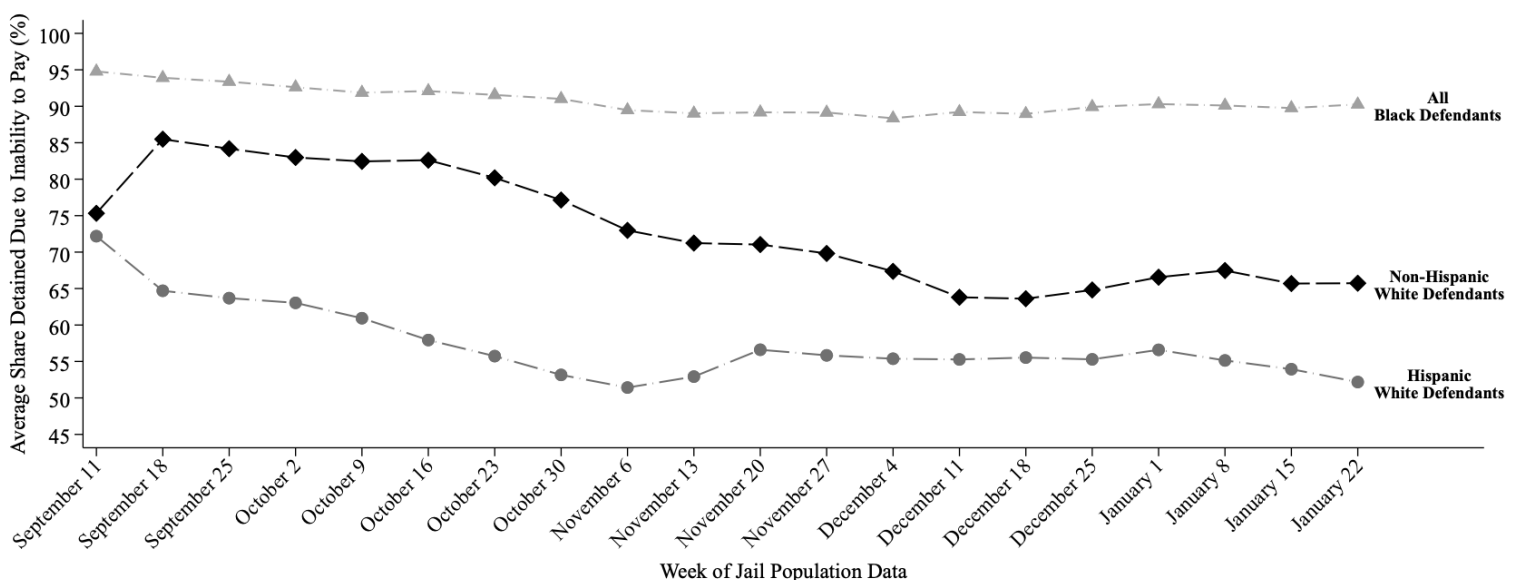
- **90% of Black defendants (105 out of 116)**
- **52% of Hispanic White defendants (41 out of 79)**
- **66% of non-Hispanic White defendants (27 out of 41)**

were detained per night based on inability to pay

Last week, among current pretrial jail inmates assigned to **Judge Bell**, **90% of Black defendants (105 out of 116 on an average night)**, **52% of Hispanic White defendants (41 out of 79 on an average night)**, and **66% of non-Hispanic White defendants (27 out of 41 on an average night)** were detained in Harris County Jail because they couldn't afford money bail.

Judge Bell's **racial difference in the share detained due to inability to pay for Black and Non-Hispanic White defendants** is among the **25% worst** in Harris County. Her **racial difference in the share detained due to inability to pay for Hispanic and Non-Hispanic White defendants** is among the **50% best** in Harris County.

## Track Judge Bell's Share Detained Due to Inability to Pay



This report uses jail population data provided by Harris County. Share detained due to inability to pay represents the percent of current pretrial jail inmates assigned to this judge who were detained because they couldn't afford money bail.

# HARRIS COUNTY FELONY PRETRIAL DETENTION REPORT

*Brought to you by the Texas Center for Justice and Equity and researchers at Harvard University*

January 29, 2023 - February 4, 2023



## Te'iva Bell – 339<sup>th</sup> District Court

Among current pretrial jail inmates assigned to Judge Bell:

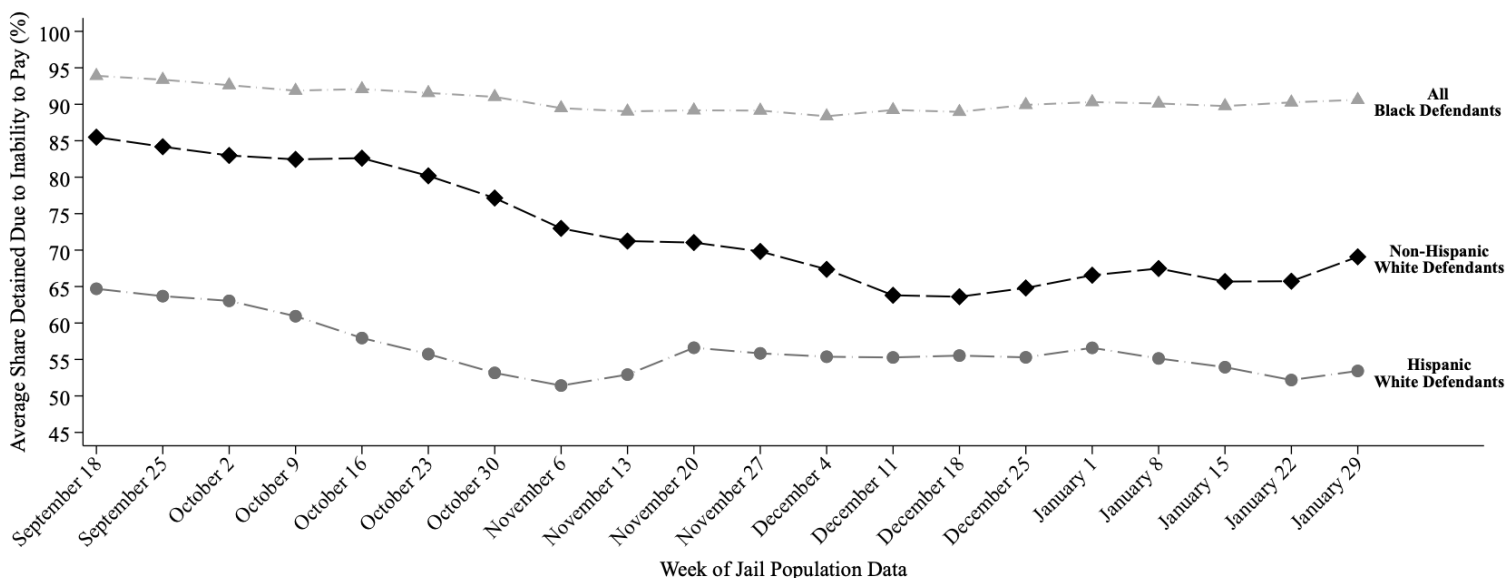
- **91% of Black defendants (106 out of 117)**
- **53% of Hispanic White defendants (42 out of 79)**
- **69% of non-Hispanic White defendants (30 out of 43)**

were detained per night based on inability to pay

Last week, among current pretrial jail inmates assigned to **Judge Bell**, **91% of Black defendants (106 out of 117 on an average night)**, **53% of Hispanic White defendants (42 out of 79 on an average night)**, and **69% of non-Hispanic White defendants (30 out of 43 on an average night)** were detained in Harris County Jail because they couldn't afford money bail.

Judge Bell's **racial difference in the share detained due to inability to pay for Black and Non-Hispanic White defendants** is among the **25% worst** in Harris County. Her **racial difference in the share detained due to inability to pay for Hispanic and Non-Hispanic White defendants** is among the **50% worst** in Harris County.

## Track Judge Bell's Share Detained Due to Inability to Pay



This report uses jail population data provided by Harris County. Share detained due to inability to pay represents the percent of current pretrial jail inmates assigned to this judge who were detained because they couldn't afford money bail.

# HARRIS COUNTY FELONY PRETRIAL DETENTION REPORT

Brought to you by the Texas Center for Justice and Equity and researchers at Harvard University

February 5, 2023 - February 11, 2023



## Te'iva Bell – 339<sup>th</sup> District Court

Among current pretrial jail inmates assigned to Judge Bell:

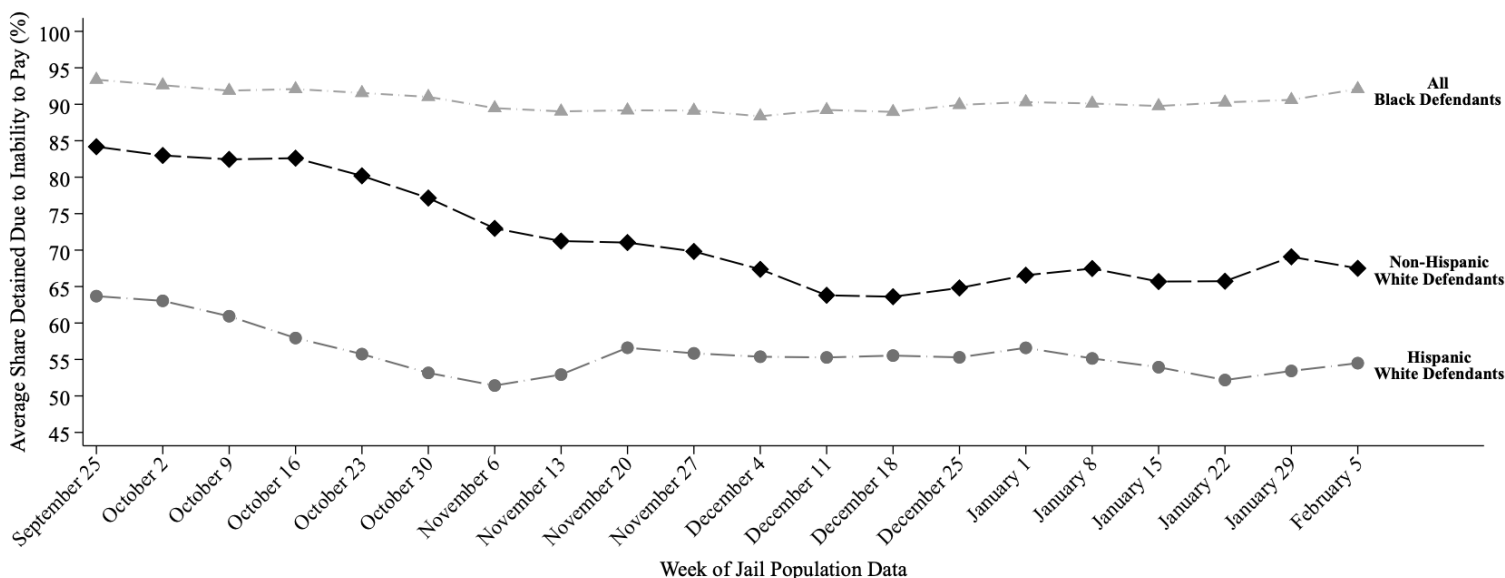
- **92% of Black defendants (108 out of 118)**
- **54% of Hispanic White defendants (42 out of 76)**
- **68% of non-Hispanic White defendants (27 out of 40)**

were detained per night based on inability to pay

Last week, among current pretrial jail inmates assigned to **Judge Bell**, **92% of Black defendants (108 out of 118 on an average night)**, **54% of Hispanic White defendants (42 out of 76 on an average night)**, and **68% of non-Hispanic White defendants (27 out of 40 on an average night)** were detained in Harris County Jail because they couldn't afford money bail.

Judge Bell's **racial difference in the share detained due to inability to pay for Black and Non-Hispanic White defendants** is among the **25% worst** in Harris County. Her **racial difference in the share detained due to inability to pay for Hispanic and Non-Hispanic White defendants** is among the **50% best** in Harris County.

## Track Judge Bell's Share Detained Due to Inability to Pay



This report uses jail population data provided by Harris County. Share detained due to inability to pay represents the percent of current pretrial jail inmates assigned to this judge who were detained because they couldn't afford money bail.

# HARRIS COUNTY FELONY PRETRIAL DETENTION REPORT

*Brought to you by the Texas Center for Justice and Equity and researchers at Harvard University*

February 12, 2023 - February 18, 2023



## Te'iva Bell – 339<sup>th</sup> District Court

Among current pretrial jail inmates assigned to Judge Bell:

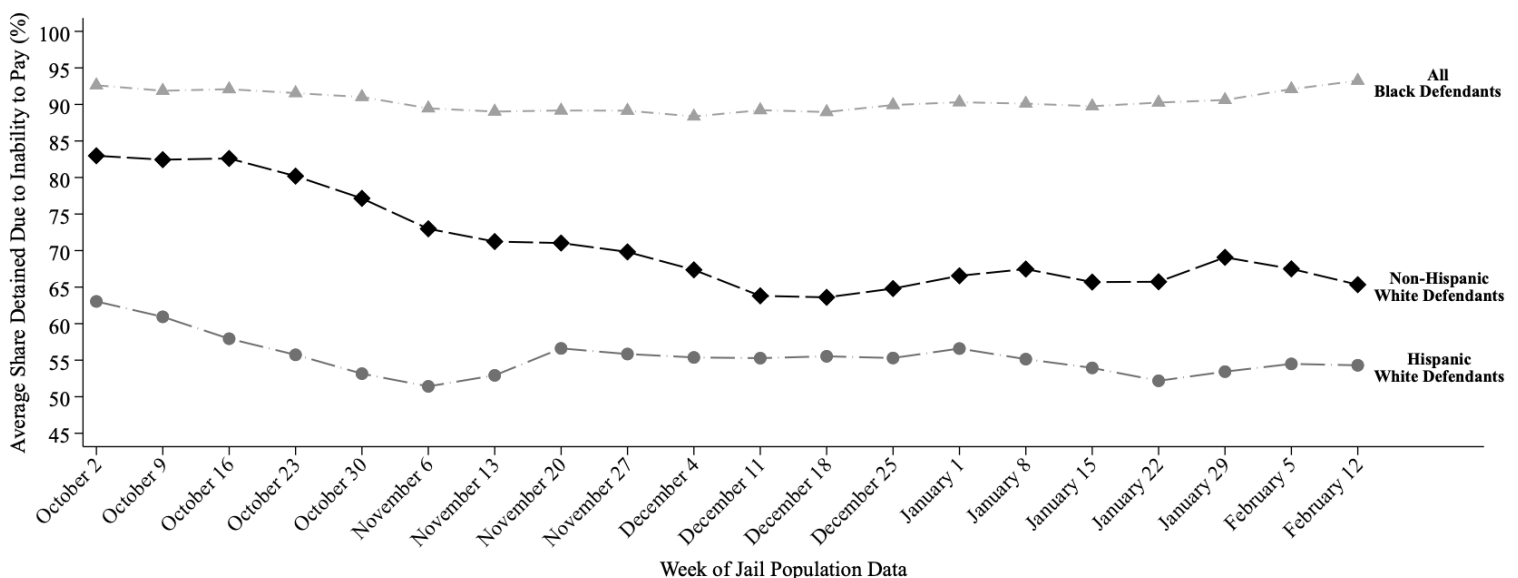
- **93% of Black defendants (108 out of 116)**
- **54% of Hispanic White defendants (41 out of 76)**
- **65% of non-Hispanic White defendants (25 out of 38)**

were detained per night based on inability to pay

Last week, among current pretrial jail inmates assigned to **Judge Bell**, **93% of Black defendants (108 out of 116 on an average night)**, **54% of Hispanic White defendants (41 out of 76 on an average night)**, and **65% of non-Hispanic White defendants (25 out of 38 on an average night)** were detained in Harris County Jail because they couldn't afford money bail.

Judge Bell's **racial difference in the share detained due to inability to pay for Black and Non-Hispanic White defendants** is among the **25% worst** in Harris County. Her **racial difference in the share detained due to inability to pay for Hispanic and Non-Hispanic White defendants** is among the **25% best** in Harris County.

## Track Judge Bell's Share Detained Due to Inability to Pay



This report uses jail population data provided by Harris County. Share detained due to inability to pay represents the percent of current pretrial jail inmates assigned to this judge who were detained because they couldn't afford money bail.



# HARRIS COUNTY FELONY PRETRIAL DETENTION REPORT

*Brought to you by the Texas Center for Justice and Equity and researchers at Harvard University*

February 19, 2023 - February 25, 2023



## Te'iva Bell – 339<sup>th</sup> District Court

Among current pretrial jail inmates assigned to Judge Bell:

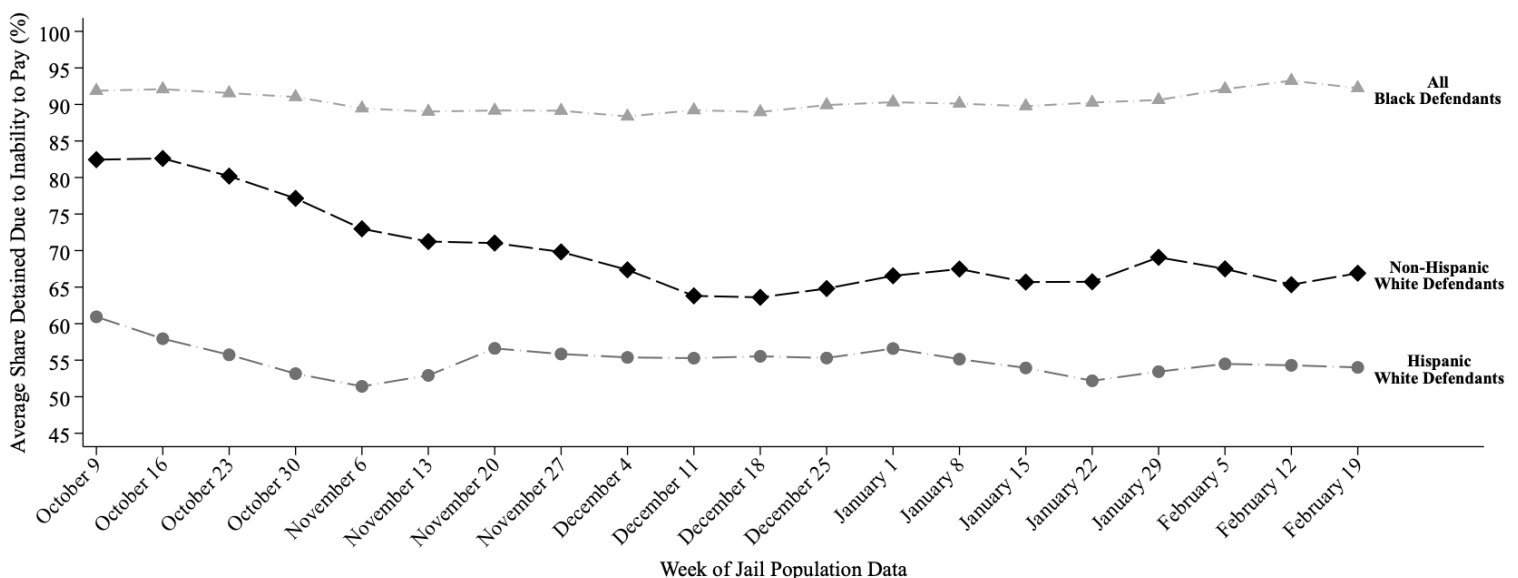
- **92% of Black defendants (105 out of 114)**
- **54% of Hispanic White defendants (40 out of 75)**
- **67% of non-Hispanic White defendants (27 out of 40)**

were detained per night based on inability to pay

Last week, among current pretrial jail inmates assigned to **Judge Bell**, **92% of Black defendants (105 out of 114 on an average night)**, **54% of Hispanic White defendants (40 out of 75 on an average night)**, and **67% of non-Hispanic White defendants (27 out of 40 on an average night)** were detained in Harris County Jail because they couldn't afford money bail.

Judge Bell's **racial difference in the share detained due to inability to pay for Black and Non-Hispanic White defendants** is among the **25% worst** in Harris County. Her **racial difference in the share detained due to inability to pay for Hispanic and Non-Hispanic White defendants** is among the **50% best** in Harris County.

## Track Judge Bell's Share Detained Due to Inability to Pay



This report uses jail population data provided by Harris County. Share detained due to inability to pay represents the percent of current pretrial jail inmates assigned to this judge who were detained because they couldn't afford money bail.

# HARRIS COUNTY FELONY PRETRIAL DETENTION REPORT

*Brought to you by the Texas Center for Justice and Equity and researchers at Harvard University*

February 26, 2023 - March 4, 2023



## Te'iva Bell – 339<sup>th</sup> District Court

Among current pretrial jail inmates assigned to Judge Bell:

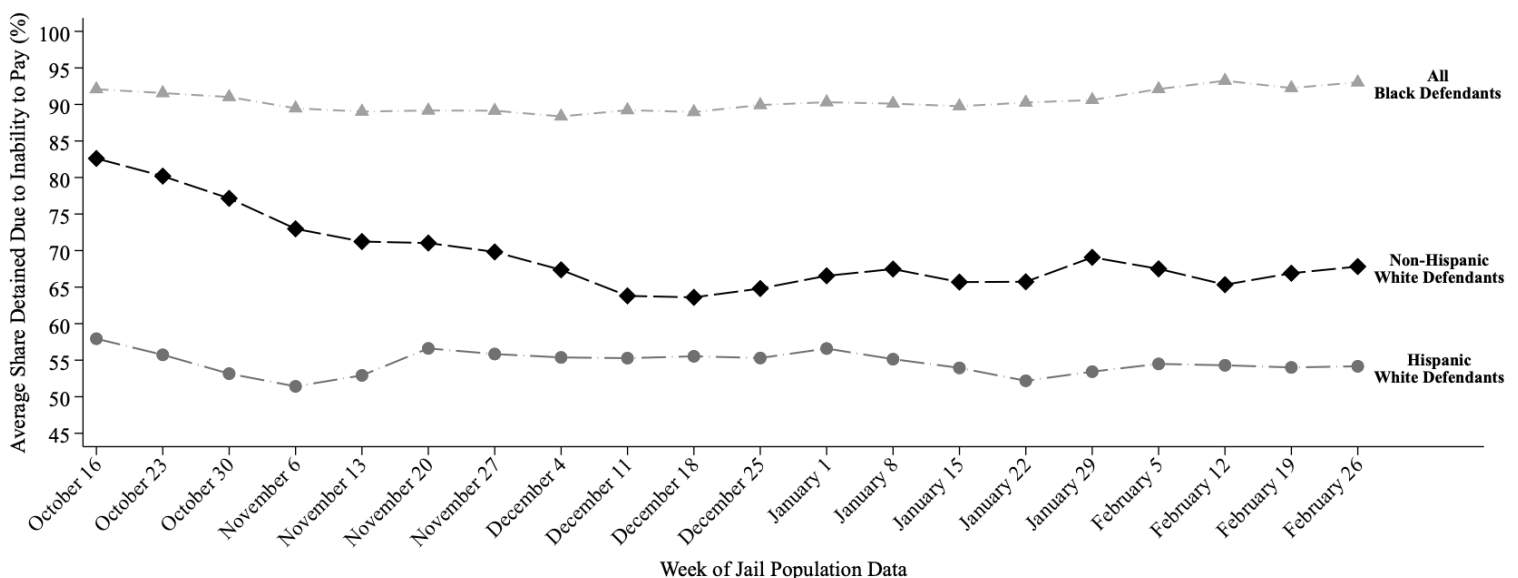
- **93% of Black defendants (100 out of 108)**
- **54% of Hispanic White defendants (39 out of 72)**
- **68% of non-Hispanic White defendants (30 out of 44)**

were detained per night based on inability to pay

Last week, among current pretrial jail inmates assigned to **Judge Bell**, **93% of Black defendants (100 out of 108 on an average night)**, **54% of Hispanic White defendants (39 out of 72 on an average night)**, and **68% of non-Hispanic White defendants (30 out of 44 on an average night)** were detained in Harris County Jail because they couldn't afford money bail.

Judge Bell's **racial difference in the share detained due to inability to pay for Black and Non-Hispanic White defendants** is among the **25% worst** in Harris County. Her **racial difference in the share detained due to inability to pay for Hispanic and Non-Hispanic White defendants** is among the **50% best** in Harris County.

## Track Judge Bell's Share Detained Due to Inability to Pay



This report uses jail population data provided by Harris County. Share detained due to inability to pay represents the percent of current pretrial jail inmates assigned to this judge who were detained because they couldn't afford money bail.



# HARRIS COUNTY FELONY PRETRIAL DETENTION REPORT

*Brought to you by the Texas Center for Justice and Equity and researchers at Harvard University*

March 5, 2023 - March 11, 2023



## Te'iva Bell – 339<sup>th</sup> District Court

Among current pretrial jail inmates assigned to Judge Bell:

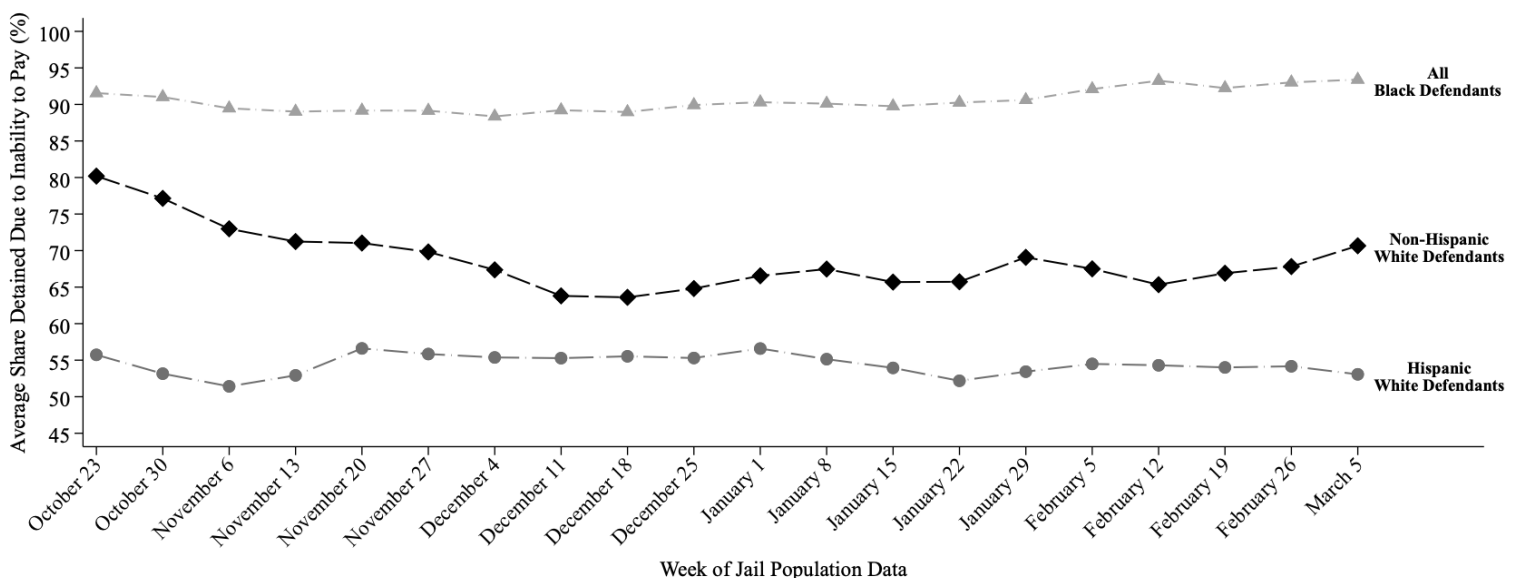
- **93% of Black defendants (99 out of 106)**
- **53% of Hispanic White defendants (36 out of 68)**
- **71% of non-Hispanic White defendants (34 out of 48)**

were detained per night based on inability to pay

Last week, among current pretrial jail inmates assigned to Judge Bell, 93% of Black defendants (99 out of 106 on an average night), 53% of Hispanic White defendants (36 out of 68 on an average night), and 71% of non-Hispanic White defendants (34 out of 48 on an average night) were detained in Harris County Jail because they couldn't afford money bail.

Judge Bell's racial difference in the share detained due to inability to pay for Black and Non-Hispanic White defendants is among the 25% worst in Harris County. Her racial difference in the share detained due to inability to pay for Hispanic and Non-Hispanic White defendants is among the 50% worst in Harris County.

## Track Judge Bell's Share Detained Due to Inability to Pay



This report uses jail population data provided by Harris County. Share detained due to inability to pay represents the percent of current pretrial jail inmates assigned to this judge who were detained because they couldn't afford money bail.

# HARRIS COUNTY FELONY PRETRIAL DETENTION REPORT

*Brought to you by the Texas Center for Justice and Equity and researchers at Harvard University*

March 12, 2023 - March 18, 2023



## Te'iva Bell – 339<sup>th</sup> District Court

Among current pretrial jail inmates assigned to Judge Bell:

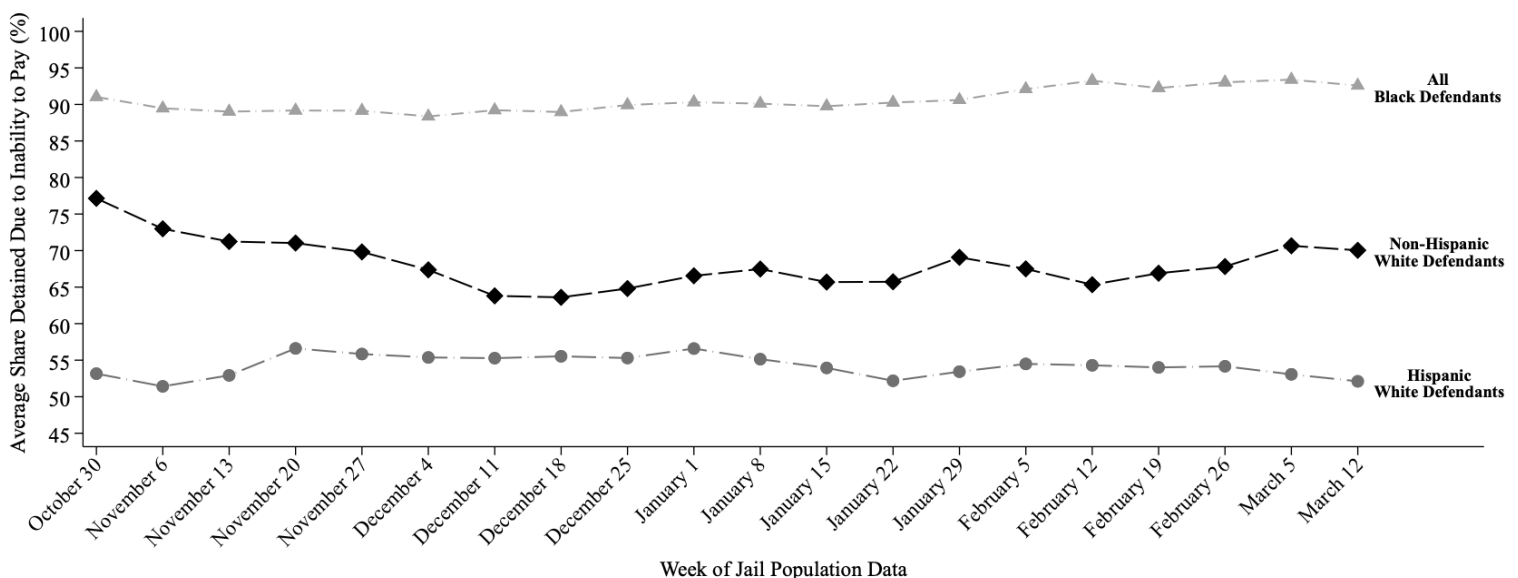
- **93% of Black defendants (100 out of 108)**
- **52% of Hispanic White defendants (35 out of 67)**
- **70% of non-Hispanic White defendants (31 out of 45)**

were detained per night based on inability to pay

Last week, among current pretrial jail inmates assigned to **Judge Bell**, **93% of Black defendants (100 out of 108 on an average night)**, **52% of Hispanic White defendants (35 out of 67 on an average night)**, and **70% of non-Hispanic White defendants (31 out of 45 on an average night)** were detained in Harris County Jail because they couldn't afford money bail.

Judge Bell's **racial difference in the share detained due to inability to pay for Black and Non-Hispanic White defendants** is among the **25% worst** in Harris County. Her **racial difference in the share detained due to inability to pay for Hispanic and Non-Hispanic White defendants** is among the **50% worst** in Harris County.

## Track Judge Bell's Share Detained Due to Inability to Pay



This report uses jail population data provided by Harris County. Share detained due to inability to pay represents the percent of current pretrial jail inmates assigned to this judge who were detained because they couldn't afford money bail.

# HARRIS COUNTY FELONY PRETRIAL DETENTION REPORT

*Brought to you by the Texas Center for Justice and Equity and researchers at Harvard University*

April 2, 2023 - April 8, 2023



## Te'iva Bell – 339<sup>th</sup> District Court

Among current pretrial jail inmates assigned to Judge Bell:

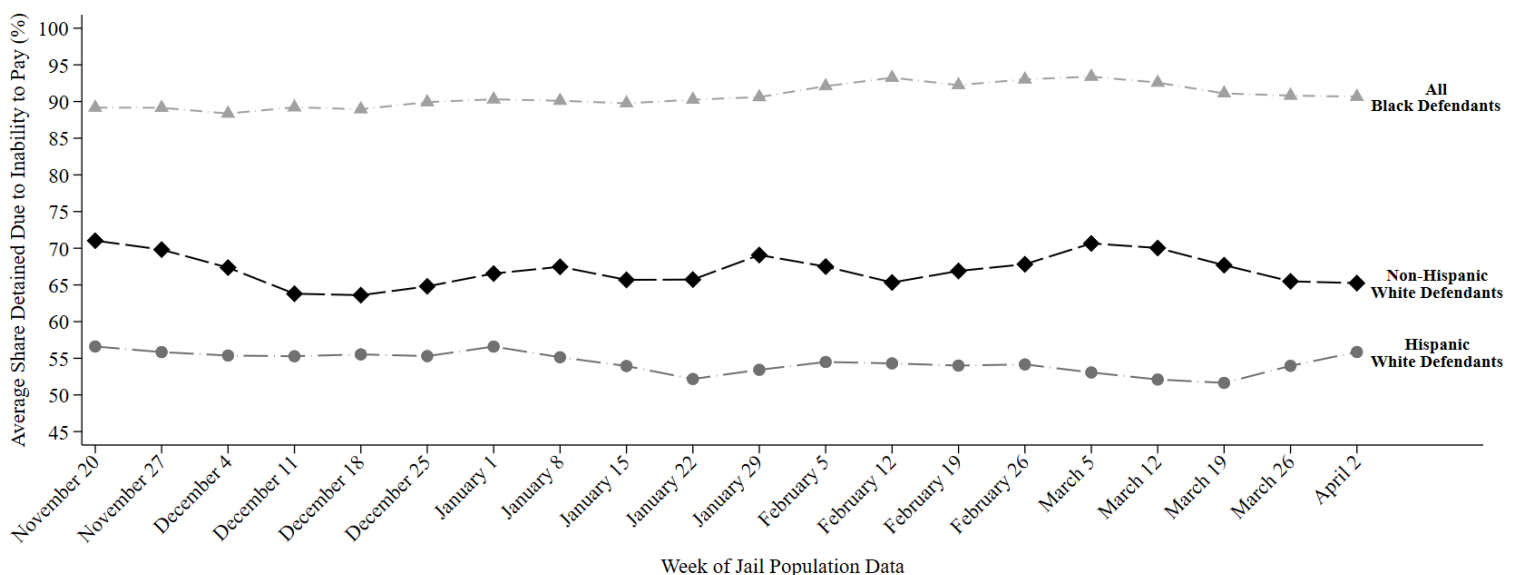
- **91% of Black defendants (98 out of 109)**
- **56% of Hispanic White defendants (35 out of 63)**
- **65% of non-Hispanic White defendants (26 out of 40)**

were detained per night based on inability to pay

Last week, among current pretrial jail inmates assigned to Judge Bell, **91% of Black defendants (98 out of 109 on an average night)**, **56% of Hispanic White defendants (35 out of 63 on an average night)**, and **65% of non-Hispanic White defendants (26 out of 40 on an average night)** were detained in Harris County Jail because they couldn't afford money bail.

Judge Bell's **racial difference in the share detained due to inability to pay for Black and Non-Hispanic White defendants** is among the **25% worst** in Harris County. Her **racial difference in the share detained due to inability to pay for Hispanic and Non-Hispanic White defendants** is among the **50% best** in Harris County.

## Track Judge Bell's Share Detained Due to Inability to Pay



This report uses jail population data provided by Harris County. Share detained due to inability to pay represents the percent of current pretrial jail inmates assigned to this judge who were detained because they couldn't afford money bail.

# HARRIS COUNTY FELONY PRETRIAL DETENTION REPORT

Brought to you by the Texas Center for Justice and Equity and researchers at Harvard University

April 9, 2023 - April 15, 2023



## Te'iva Bell – 339<sup>th</sup> District Court

Among current pretrial jail inmates assigned to Judge Bell:

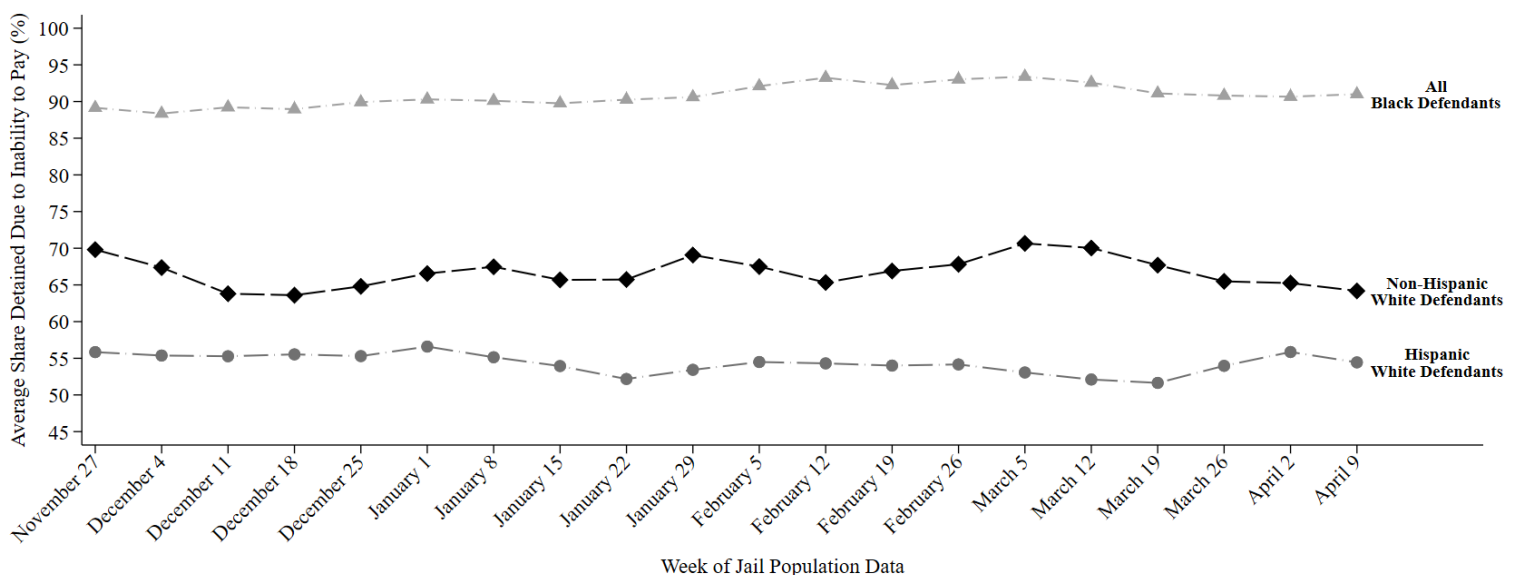
- **91% of Black defendants (98 out of 108)**
- **54% of Hispanic White defendants (34 out of 63)**
- **64% of non-Hispanic White defendants (26 out of 40)**

were detained per night based on inability to pay

Last week, among current pretrial jail inmates assigned to Judge Bell, **91% of Black defendants (98 out of 108 on an average night)**, **54% of Hispanic White defendants (34 out of 63 on an average night)**, and **64% of non-Hispanic White defendants (26 out of 40 on an average night)** were detained in Harris County Jail because they couldn't afford money bail.

Judge Bell's **racial difference in the share detained due to inability to pay for Black and Non-Hispanic White defendants** is among the **25% worst** in Harris County. Her **racial difference in the share detained due to inability to pay for Hispanic and Non-Hispanic White defendants** is among the **50% best** in Harris County.

## Track Judge Bell's Share Detained Due to Inability to Pay



This report uses jail population data provided by Harris County. Share detained due to inability to pay represents the percent of current pretrial jail inmates assigned to this judge who were detained because they couldn't afford money bail.

# HARRIS COUNTY FELONY PRETRIAL DETENTION REPORT

Brought to you by the Texas Center for Justice and Equity and researchers at Harvard University

April 16, 2023 - April 22, 2023



## Te'iva Bell – 339<sup>th</sup> District Court

Among current pretrial jail inmates assigned to Judge Bell:

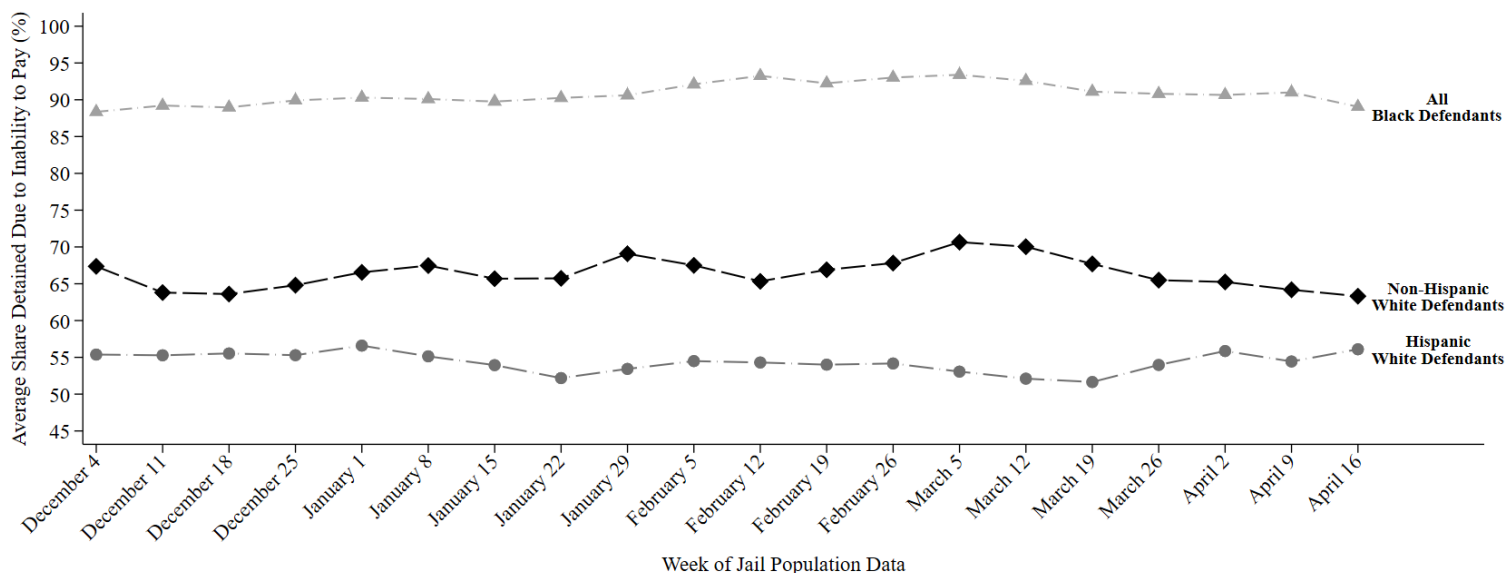
- **89% of Black defendants (93 out of 104)**
- **56% of Hispanic White defendants (36 out of 64)**
- **63% of non-Hispanic White defendants (25 out of 40)**

were detained per night based on inability to pay

Last week, among current pretrial jail inmates assigned to Judge Bell, 89% of Black defendants (93 out of 104 on an average night), 56% of Hispanic White defendants (36 out of 64 on an average night), and 63% of non-Hispanic White defendants (25 out of 40 on an average night) were detained in Harris County Jail because they couldn't afford money bail.

Judge Bell's racial difference in the share detained due to inability to pay for Black and Non-Hispanic White defendants is among the 25% worst in Harris County. Her racial difference in the share detained due to inability to pay for Hispanic and Non-Hispanic White defendants is among the 25% best in Harris County.

## Track Judge Bell's Share Detained Due to Inability to Pay



This report uses jail population data provided by Harris County. Share detained due to inability to pay represents the percent of current pretrial jail inmates assigned to this judge who were detained because they couldn't afford money bail.

# HARRIS COUNTY FELONY PRETRIAL DETENTION REPORT

*Brought to you by the Texas Center for Justice and Equity and researchers at Harvard University*

April 23, 2023 - April 29, 2023



## Te'iva Bell – 339<sup>th</sup> District Court

Among current pretrial jail inmates assigned to Judge Bell:

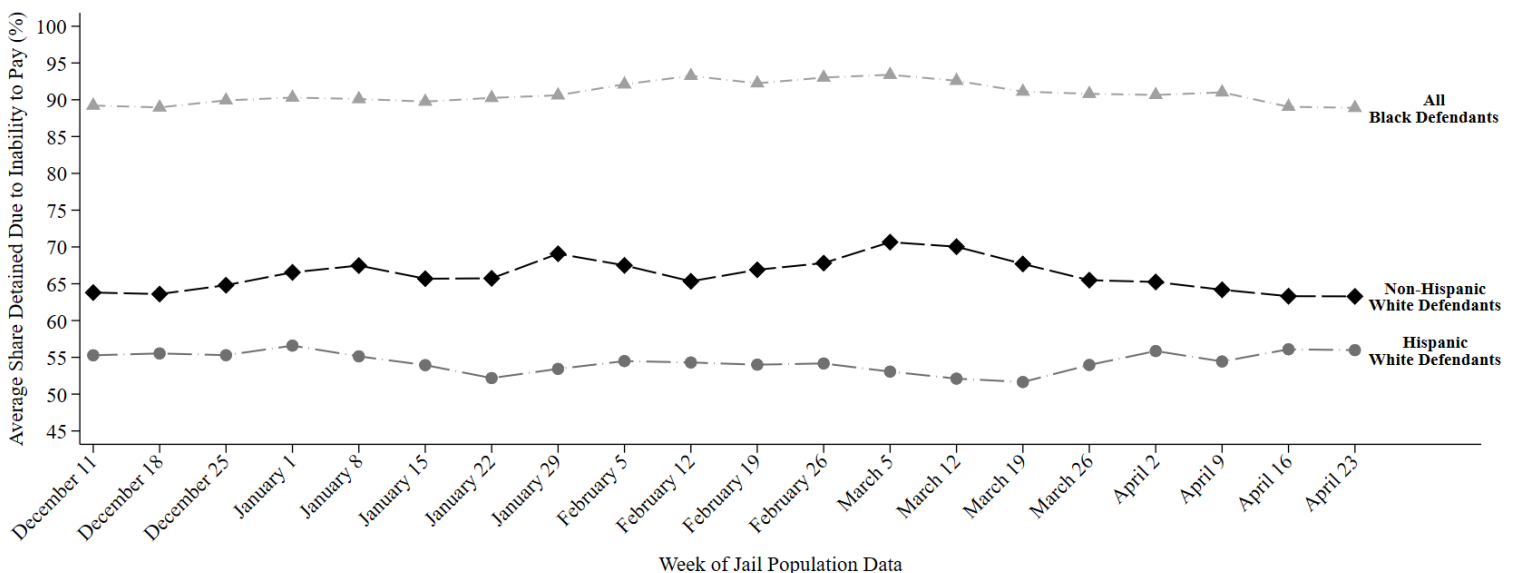
- **89% of Black defendants (92 out of 103)**
- **56% of Hispanic White defendants (33 out of 60)**
- **63% of non-Hispanic White defendants (26 out of 41)**

were detained per night based on inability to pay

Last week, among current pretrial jail inmates assigned to Judge Bell, **89% of Black defendants (92 out of 103 on an average night)**, **56% of Hispanic White defendants (33 out of 60 on an average night)**, and **63% of non-Hispanic White defendants (26 out of 41 on an average night)** were detained in Harris County Jail because they couldn't afford money bail.

Judge Bell's **racial difference in the share detained due to inability to pay for Black and Non-Hispanic White defendants** is among the **25% worst** in Harris County. Her **racial difference in the share detained due to inability to pay for Hispanic and Non-Hispanic White defendants** is among the **25% best** in Harris County.

## Track Judge Bell's Share Detained Due to Inability to Pay



This report uses jail population data provided by Harris County. Share detained due to inability to pay represents the percent of current pretrial jail inmates assigned to this judge who were detained because they couldn't afford money bail.



# HARRIS COUNTY FELONY PRETRIAL DETENTION REPORT

Brought to you by the Texas Center for Justice and Equity and researchers at Harvard University

April 30, 2023 - May 6, 2023



## Te'iva Bell – 339<sup>th</sup> District Court

Among current pretrial jail inmates assigned to Judge Bell:

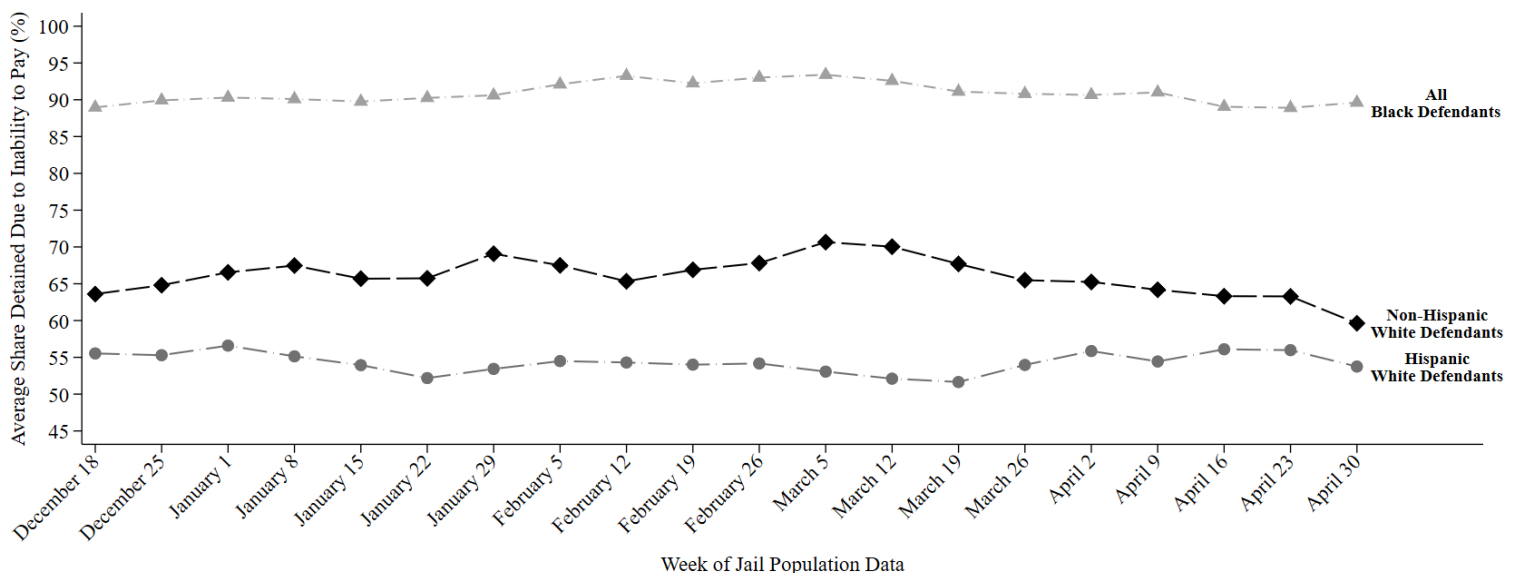
- **90% of Black defendants (95 out of 106)**
- **54% of Hispanic White defendants (31 out of 57)**
- **60% of non-Hispanic White defendants (23 out of 39)**

were detained per night based on inability to pay

Last week, among current pretrial jail inmates assigned to Judge Bell, 90% of Black defendants (95 out of 106 on an average night), 54% of Hispanic White defendants (31 out of 57 on an average night), and 60% of non-Hispanic White defendants (23 out of 39 on an average night) were detained in Harris County Jail because they couldn't afford money bail.

Judge Bell's racial difference in the share detained due to inability to pay for Black and Non-Hispanic White defendants is among the 25% worst in Harris County. Her racial difference in the share detained due to inability to pay for Hispanic and Non-Hispanic White defendants is among the 25% best in Harris County.

## Track Judge Bell's Share Detained Due to Inability to Pay



This report uses jail population data provided by Harris County. Share detained due to inability to pay represents the percent of current pretrial jail inmates assigned to this judge who were detained because they couldn't afford money bail.

# HARRIS COUNTY FELONY PRETRIAL DETENTION REPORT

*Brought to you by the Texas Center for Justice and Equity and researchers at Harvard University*

May 14, 2023 - May 20, 2023



## Te'iva Bell – 339<sup>th</sup> District Court

Among current pretrial jail inmates assigned to Judge Bell:

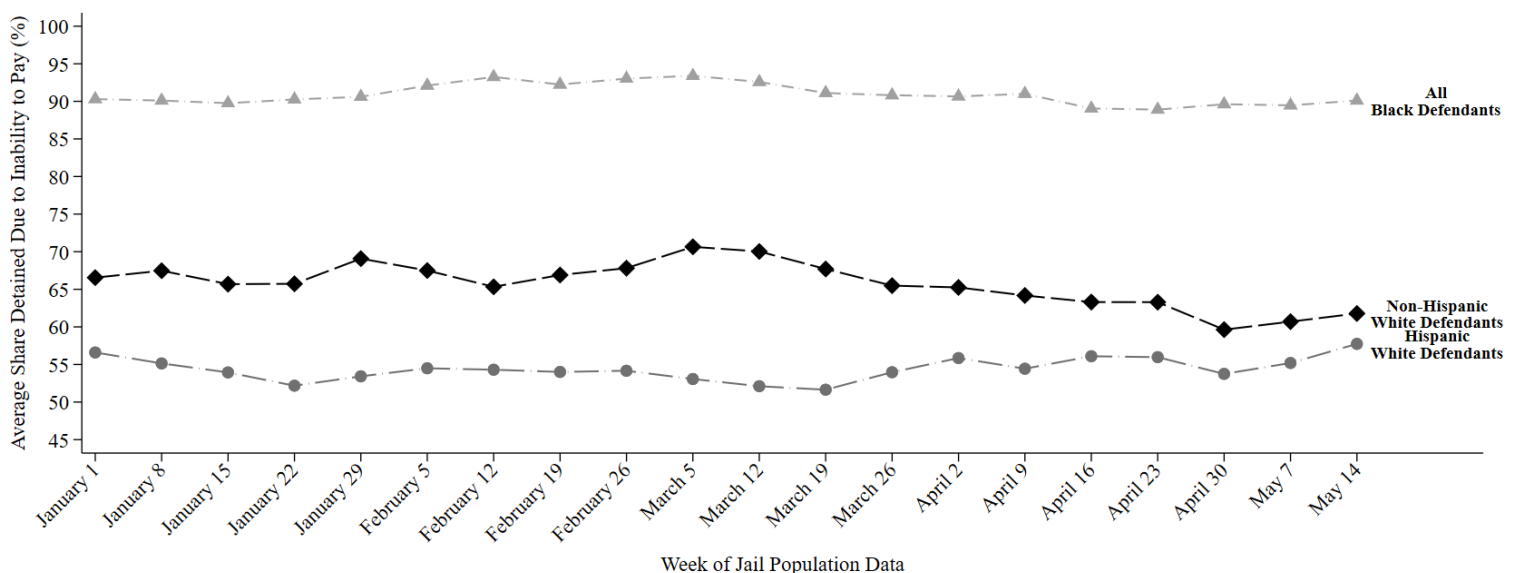
- **90% of Black defendants (95 out of 105)**
- **58% of Hispanic White defendants (35 out of 61)**
- **62% of non-Hispanic White defendants (25 out of 40)**

were detained per night based on inability to pay

Last week, among current pretrial jail inmates assigned to Judge Bell, **90% of Black defendants (95 out of 105 on an average night)**, **58% of Hispanic White defendants (35 out of 61 on an average night)**, and **62% of non-Hispanic White defendants (25 out of 40 on an average night)** were detained in Harris County Jail because they couldn't afford money bail.

Judge Bell's **racial difference in the share detained due to inability to pay for Black and Non-Hispanic White defendants** is among the **25% worst** in Harris County. Her **racial difference in the share detained due to inability to pay for Hispanic and Non-Hispanic White defendants** is among the **25% best** in Harris County.

## Track Judge Bell's Share Detained Due to Inability to Pay



This report uses jail population data provided by Harris County. Share detained due to inability to pay represents the percent of current pretrial jail inmates assigned to this judge who were detained because they couldn't afford money bail.

# HARRIS COUNTY FELONY PRETRIAL DETENTION REPORT

*Brought to you by the Texas Center for Justice and Equity and researchers at Harvard University*

May 28, 2023 - June 3, 2023



## Te'iva Bell – 339<sup>th</sup> District Court

Among current pretrial jail inmates assigned to Judge Bell:

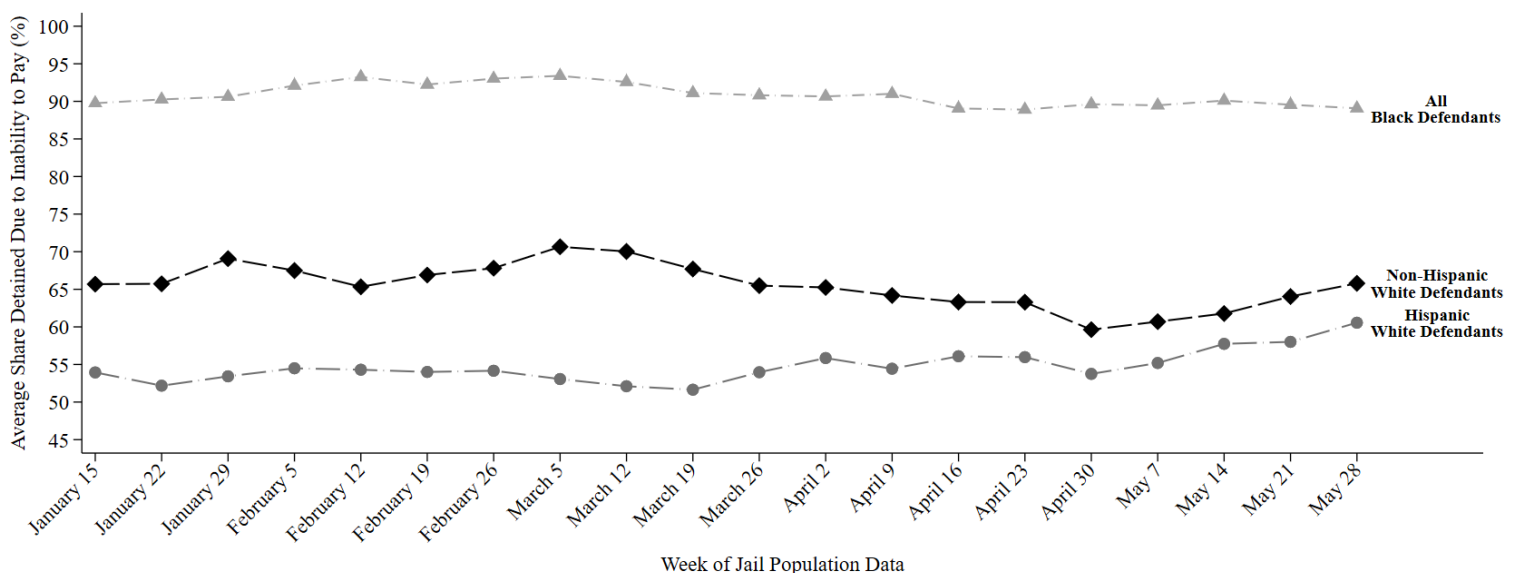
- **89% of Black defendants (92 out of 103)**
- **61% of Hispanic White defendants (37 out of 61)**
- **66% of non-Hispanic White defendants (29 out of 44)**

were detained per night based on inability to pay

Last week, among current pretrial jail inmates assigned to Judge Bell, **89% of Black defendants (92 out of 103 on an average night)**, **61% of Hispanic White defendants (37 out of 61 on an average night)**, and **66% of non-Hispanic White defendants (29 out of 44 on an average night)** were detained in Harris County Jail because they couldn't afford money bail.

Judge Bell's **racial difference in the share detained due to inability to pay for Black and Non-Hispanic White defendants** is among the **25% worst** in Harris County. Her **racial difference in the share detained due to inability to pay for Hispanic and Non-Hispanic White defendants** is among the **25% best** in Harris County.

## Track Judge Bell's Share Detained Due to Inability to Pay



This report uses jail population data provided by Harris County. Share detained due to inability to pay represents the percent of current pretrial jail inmates assigned to this judge who were detained because they couldn't afford money bail.

# HARRIS COUNTY FELONY PRETRIAL DETENTION REPORT

Brought to you by the Texas Center for Justice and Equity and researchers at Harvard University

July 2, 2023 - July 8, 2023



## Te'iva Bell – 339<sup>th</sup> District Court

Among current pretrial jail inmates assigned to Judge Bell:

- **87% of Black defendants (100 out of 115)**
- **60% of Hispanic White defendants (35 out of 59)**
- **72% of non-Hispanic White defendants (32 out of 44)**

were detained per night based on inability to pay

Last week, among current pretrial jail inmates assigned to **Judge Bell**, **87% of Black defendants (100 out of 115 on an average night)**, **60% of Hispanic White defendants (35 out of 59 on an average night)**, and **72% of non-Hispanic White defendants (32 out of 44 on an average night)** were detained in Harris County Jail because they couldn't afford money bail.

Judge Bell's **racial difference in the share detained due to inability to pay for Black and Non-Hispanic White defendants** is among the **50% worst** in Harris County. Her **racial difference in the share detained due to inability to pay for Hispanic and Non-Hispanic White defendants** is among the **25% best** in Harris County.

## Track Judge Bell's Share Detained Due to Inability to Pay



This report uses jail population data provided by Harris County. Share detained due to inability to pay represents the percent of current pretrial jail inmates assigned to this judge who were detained because they couldn't afford money bail.

# HARRIS COUNTY FELONY PRETRIAL DETENTION REPORT

Brought to you by the Texas Center for Justice and Equity and researchers at Harvard University

July 9, 2023 - July 15, 2023



## Te'iva Bell – 339<sup>th</sup> District Court

Among current pretrial jail inmates assigned to Judge Bell:

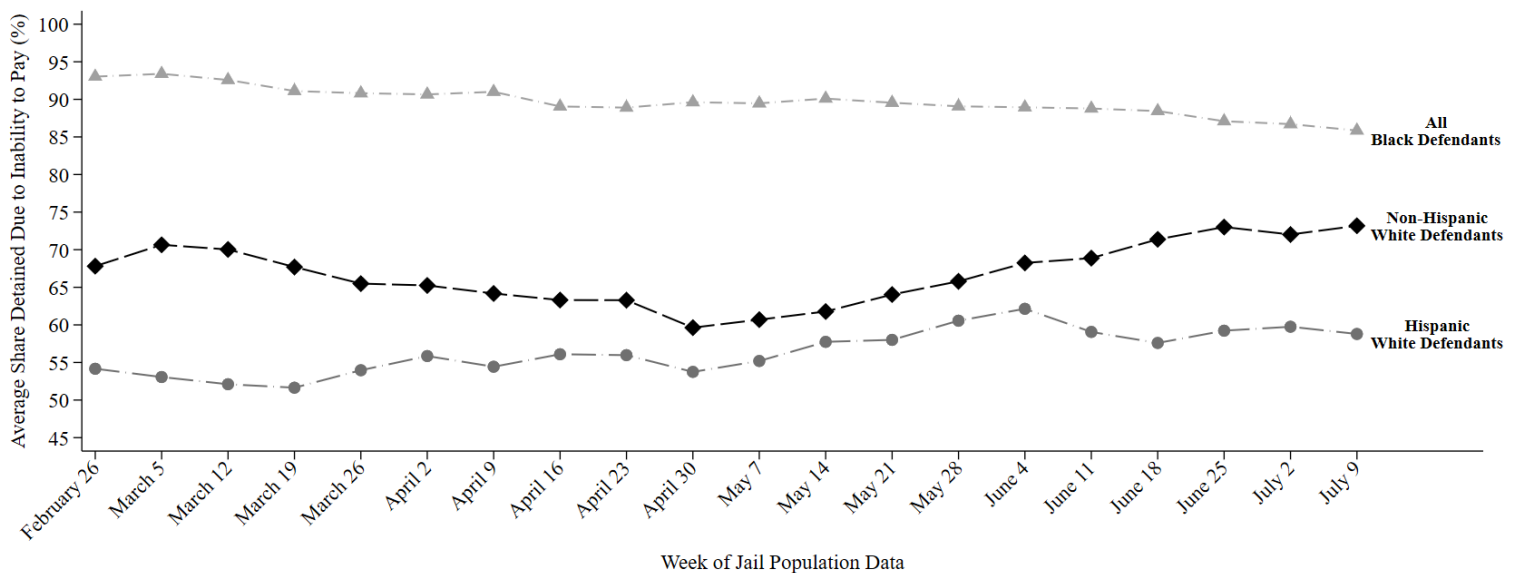
- **86% of Black defendants (97 out of 113)**
- **59% of Hispanic White defendants (33 out of 57)**
- **73% of non-Hispanic White defendants (33 out of 45)**

were detained per night based on inability to pay

Last week, among current pretrial jail inmates assigned to Judge Bell, 86% of Black defendants (97 out of 113 on an average night), 59% of Hispanic White defendants (33 out of 57 on an average night), and 73% of non-Hispanic White defendants (33 out of 45 on an average night) were detained in Harris County Jail because they couldn't afford money bail.

Judge Bell's racial difference in the share detained due to inability to pay for Black and Non-Hispanic White defendants is among the 50% worst in Harris County. Her racial difference in the share detained due to inability to pay for Hispanic and Non-Hispanic White defendants is among the 25% best in Harris County.

## Track Judge Bell's Share Detained Due to Inability to Pay



This report uses jail population data provided by Harris County. Share detained due to inability to pay represents the percent of current pretrial jail inmates assigned to this judge who were detained because they couldn't afford money bail.

# HARRIS COUNTY FELONY PRETRIAL DETENTION REPORT

*Brought to you by the Texas Center for Justice and Equity and researchers at Harvard University*

July 16, 2023 - July 22, 2023



## Te'iva Bell – 339<sup>th</sup> District Court

Among current pretrial jail inmates assigned to Judge Bell:

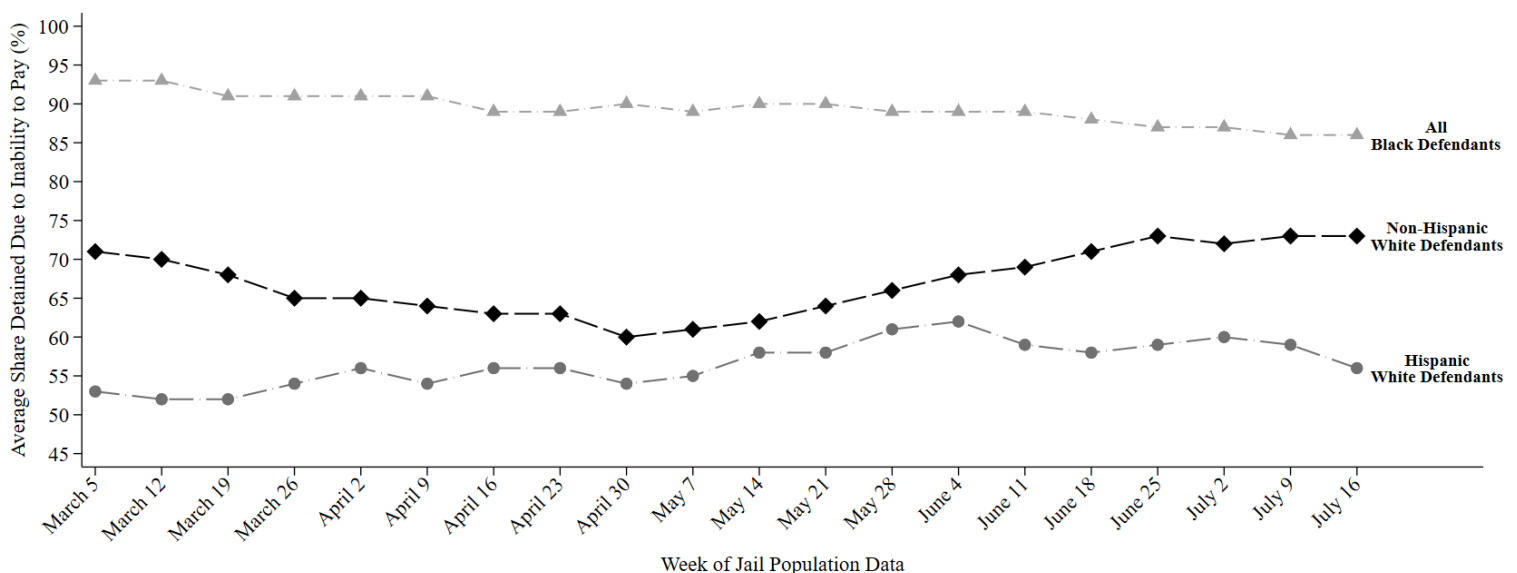
- **86% of Black defendants (96 out of 112)**
- **56% of Hispanic White defendants (31 out of 55)**
- **73% of Non-Hispanic White defendants (32 out of 44)**

were detained per night based on inability to pay

Last week, among current pretrial jail inmates assigned to Judge Bell, 86% of Black defendants (96 out of 112 on an average night), 56% of Hispanic White defendants (31 out of 55 on an average night), and 73% of Non-Hispanic White defendants (32 out of 44 on an average night) were detained in Harris County Jail because they couldn't afford money bail.

Judge Bell's racial difference in the share detained due to inability to pay for Black and Non-Hispanic White defendants is among the 50% worst in Harris County. Her racial difference in the share detained due to inability to pay for Hispanic and Non-Hispanic White defendants is among the 25% best in Harris County.

## Track Judge Bell's Share Detained Due to Inability to Pay



This report uses jail population data provided by Harris County. Share detained due to inability to pay represents the percent of current pretrial jail inmates assigned to this judge who were detained because they couldn't afford money bail.



# HARRIS COUNTY FELONY PRETRIAL DETENTION REPORT

*Brought to you by the Texas Center for Justice and Equity and researchers at Harvard University*

January 1, 2023 - January 7, 2023



## Lori Chambers Gray – 262<sup>nd</sup> District Court

Among current pretrial jail inmates assigned to Judge Chambers Gray:

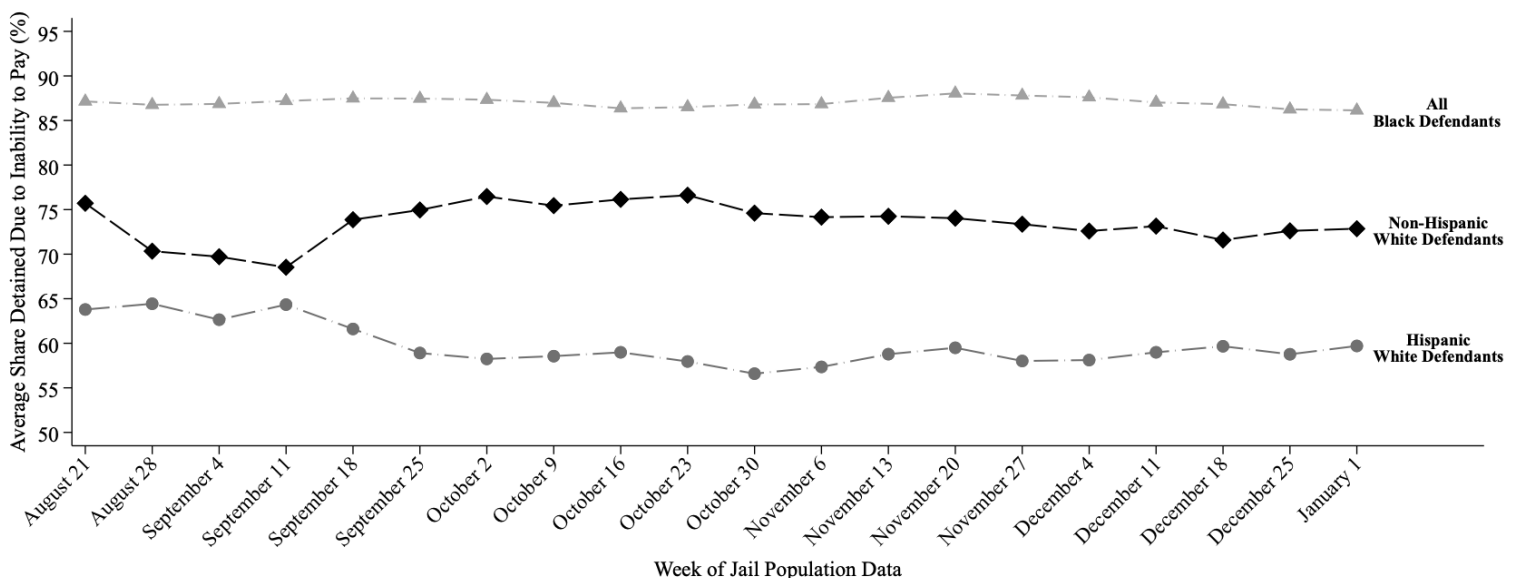
- **86% of Black defendants (217 out of 252)**
- **60% of Hispanic White defendants (69 out of 116)**
- **73% of non-Hispanic White defendants (75 out of 103)**

were detained per night based on inability to pay

Last week, among current pretrial jail inmates assigned to Judge Chambers Gray, 86% of Black defendants (217 out of 252 on an average night), 60% of Hispanic White defendants (69 out of 116 on an average night), and 73% of non-Hispanic White defendants (75 out of 103 on an average night) were detained in Harris County Jail because they couldn't afford money bail.

Judge Chambers Gray's racial difference in the share detained due to inability to pay for Black and Non-Hispanic White defendants is among the 50% worst in Harris County. Her racial difference in the share detained due to inability to pay for Hispanic and Non-Hispanic White defendants is among the 50% best in Harris County.

### Track Judge Chambers Gray's Share Detained Due to Inability to Pay



This report uses jail population data provided by Harris County. Share detained due to inability to pay represents the percent of current pretrial jail inmates assigned to this judge who were detained because they couldn't afford money bail.

# HARRIS COUNTY FELONY PRETRIAL DETENTION REPORT

*Brought to you by the Texas Center for Justice and Equity and researchers at Harvard University*

January 8, 2023 - January 14, 2023



## Lori Chambers Gray – 262<sup>nd</sup> District Court

Among current pretrial jail inmates assigned to Judge Chambers Gray:

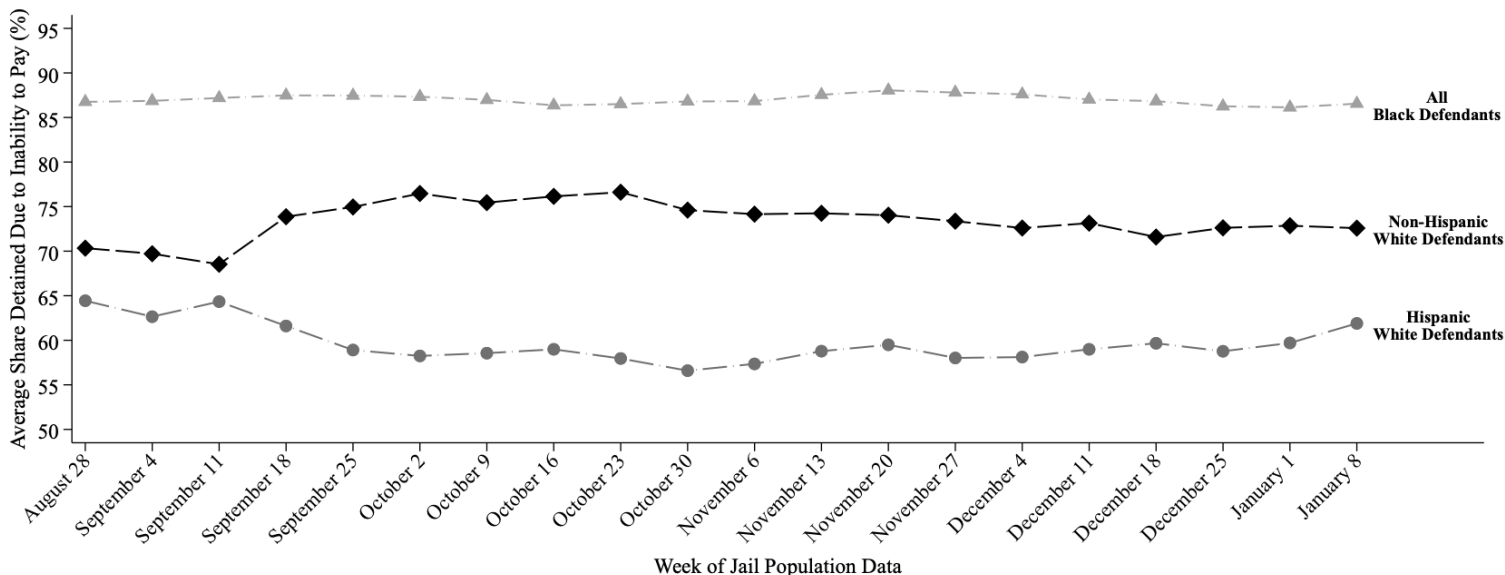
- **87% of Black defendants (217 out of 251)**
- **62% of Hispanic White defendants (75 out of 121)**
- **73% of non-Hispanic White defendants (72 out of 99)**

were detained per night based on inability to pay

Last week, among current pretrial jail inmates assigned to Judge Chambers Gray, 87% of Black defendants (217 out of 251 on an average night), 62% of Hispanic White defendants (75 out of 121 on an average night), and 73% of non-Hispanic White defendants (72 out of 99 on an average night) were detained in Harris County Jail because they couldn't afford money bail.

Judge Chambers Gray's racial difference in the share detained due to inability to pay for Black and Non-Hispanic White defendants is among the 50% worst in Harris County. Her racial difference in the share detained due to inability to pay for Hispanic and Non-Hispanic White defendants is among the 25% best in Harris County.

## Track Judge Chambers Gray's Share Detained Due to Inability to Pay



This report uses jail population data provided by Harris County. Share detained due to inability to pay represents the percent of current pretrial jail inmates assigned to this judge who were detained because they couldn't afford money bail.

# HARRIS COUNTY FELONY PRETRIAL DETENTION REPORT

*Brought to you by the Texas Center for Justice and Equity and researchers at Harvard University*

January 15, 2023 - January 21, 2023



## Lori Chambers Gray – 262<sup>nd</sup> District Court

Among current pretrial jail inmates assigned to Judge Chambers Gray:

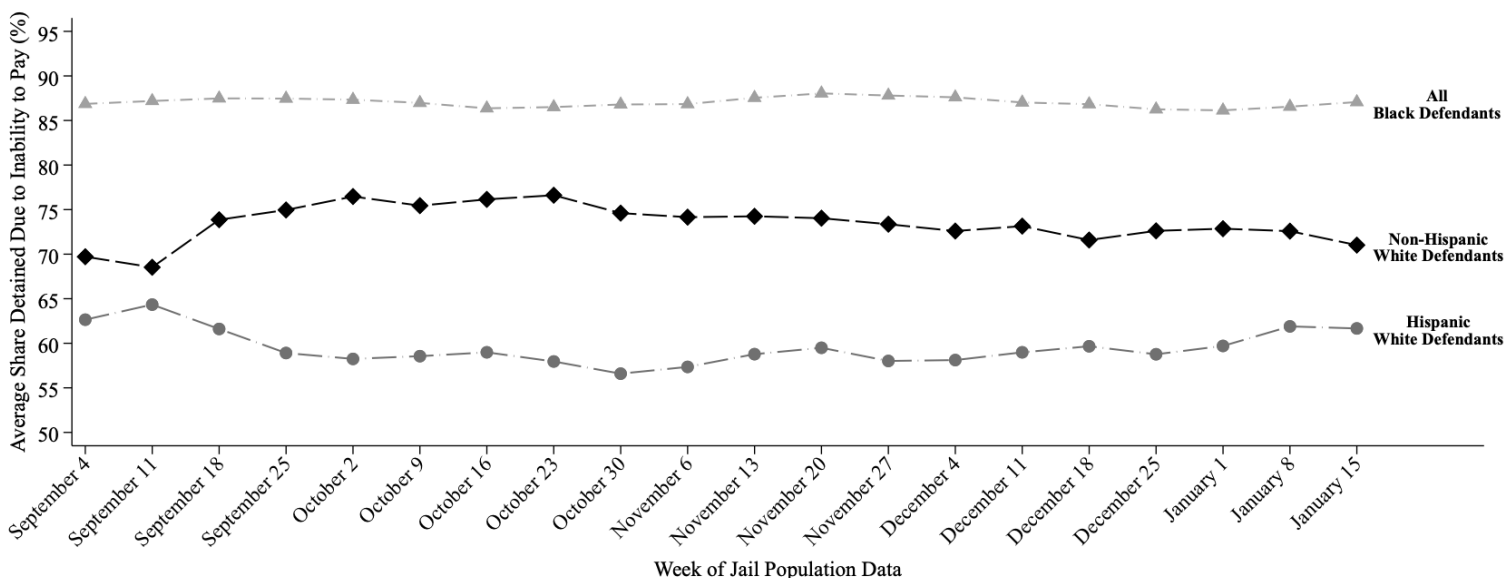
- **87% of Black defendants (218 out of 250)**
- **62% of Hispanic White defendants (74 out of 120)**
- **71% of non-Hispanic White defendants (70 out of 98)**

were detained per night based on inability to pay

Last week, among current pretrial jail inmates assigned to Judge Chambers Gray, 87% of Black defendants (218 out of 250 on an average night), 62% of Hispanic White defendants (74 out of 120 on an average night), and 71% of non-Hispanic White defendants (70 out of 98 on an average night) were detained in Harris County Jail because they couldn't afford money bail.

Judge Chambers Gray's racial difference in the share detained due to inability to pay for Black and Non-Hispanic White defendants is among the 50% worst in Harris County. Her racial difference in the share detained due to inability to pay for Hispanic and Non-Hispanic White defendants is among the 25% best in Harris County.

### Track Judge Chambers Gray's Share Detained Due to Inability to Pay



This report uses jail population data provided by Harris County. Share detained due to inability to pay represents the percent of current pretrial jail inmates assigned to this judge who were detained because they couldn't afford money bail.

# HARRIS COUNTY FELONY PRETRIAL DETENTION REPORT

*Brought to you by the Texas Center for Justice and Equity and researchers at Harvard University*

January 22, 2023 - January 28, 2023



## Lori Chambers Gray – 262<sup>nd</sup> District Court

Among current pretrial jail inmates assigned to Judge Chambers Gray:

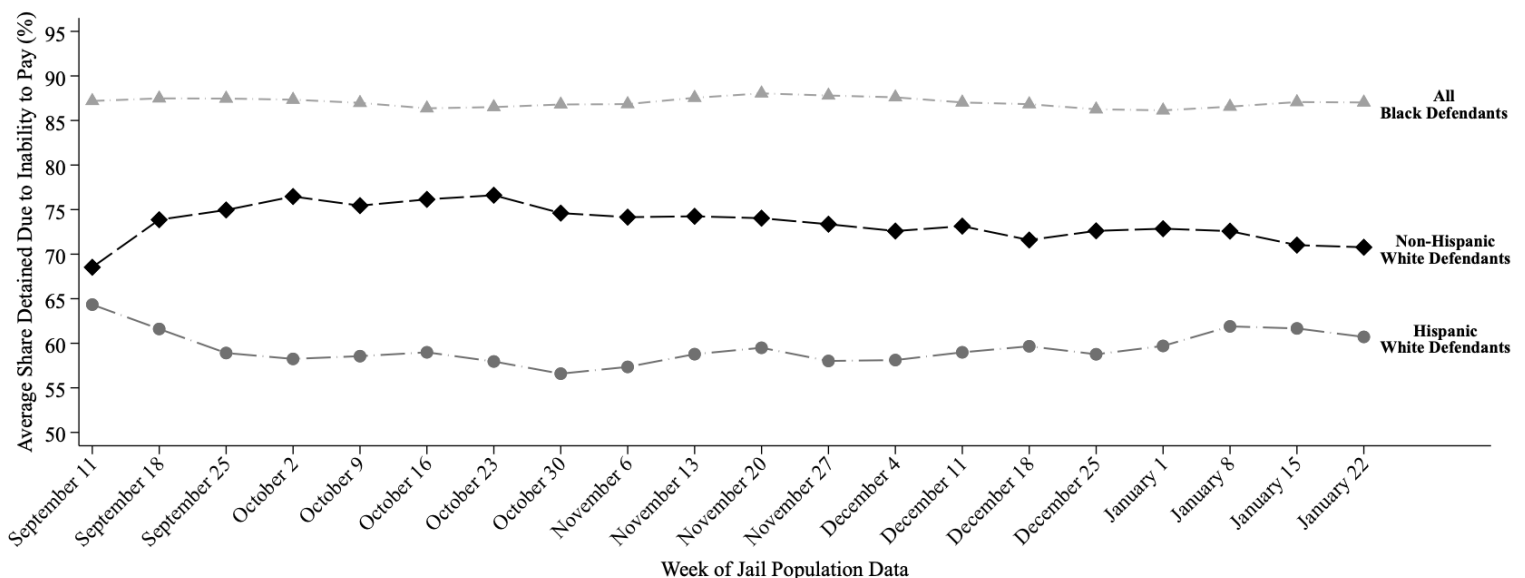
- **87% of Black defendants (219 out of 252)**
- **61% of Hispanic White defendants (70 out of 116)**
- **71% of non-Hispanic White defendants (71 out of 100)**

were detained per night based on inability to pay

Last week, among current pretrial jail inmates assigned to Judge Chambers Gray, 87% of Black defendants (219 out of 252 on an average night), 61% of Hispanic White defendants (70 out of 116 on an average night), and 71% of non-Hispanic White defendants (71 out of 100 on an average night) were detained in Harris County Jail because they couldn't afford money bail.

Judge Chambers Gray's racial difference in the share detained due to inability to pay for Black and Non-Hispanic White defendants is among the 25% worst in Harris County. Her racial difference in the share detained due to inability to pay for Hispanic and Non-Hispanic White defendants is among the 25% best in Harris County.

## Track Judge Chambers Gray's Share Detained Due to Inability to Pay



This report uses jail population data provided by Harris County. Share detained due to inability to pay represents the percent of current pretrial jail inmates assigned to this judge who were detained because they couldn't afford money bail.

# HARRIS COUNTY FELONY PRETRIAL DETENTION REPORT

*Brought to you by the Texas Center for Justice and Equity and researchers at Harvard University*

January 29, 2023 - February 4, 2023



## Lori Chambers Gray – 262<sup>nd</sup> District Court

Among current pretrial jail inmates assigned to Judge Chambers Gray:

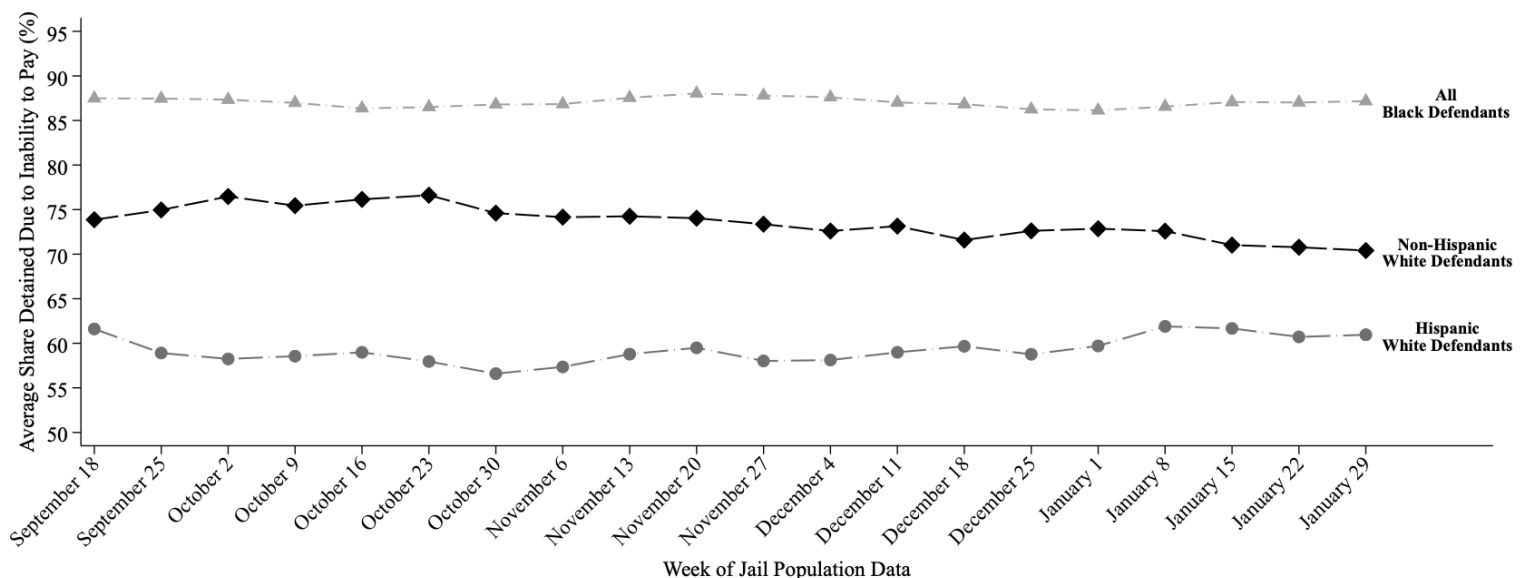
- **87% of Black defendants (216 out of 248)**
- **61% of Hispanic White defendants (73 out of 119)**
- **70% of non-Hispanic White defendants (74 out of 106)**

were detained per night based on inability to pay

Last week, among current pretrial jail inmates assigned to Judge Chambers Gray, 87% of Black defendants (216 out of 248 on an average night), 61% of Hispanic White defendants (73 out of 119 on an average night), and 70% of non-Hispanic White defendants (74 out of 106 on an average night) were detained in Harris County Jail because they couldn't afford money bail.

Judge Chambers Gray's racial difference in the share detained due to inability to pay for Black and Non-Hispanic White defendants is among the 25% worst in Harris County. Her racial difference in the share detained due to inability to pay for Hispanic and Non-Hispanic White defendants is among the 25% best in Harris County.

### Track Judge Chambers Gray's Share Detained Due to Inability to Pay



This report uses jail population data provided by Harris County. Share detained due to inability to pay represents the percent of current pretrial jail inmates assigned to this judge who were detained because they couldn't afford money bail.

# HARRIS COUNTY FELONY PRETRIAL DETENTION REPORT

*Brought to you by the Texas Center for Justice and Equity and researchers at Harvard University*

February 5, 2023 - February 11, 2023



## Lori Chambers Gray – 262<sup>nd</sup> District Court

Among current pretrial jail inmates assigned to Judge Chambers Gray:

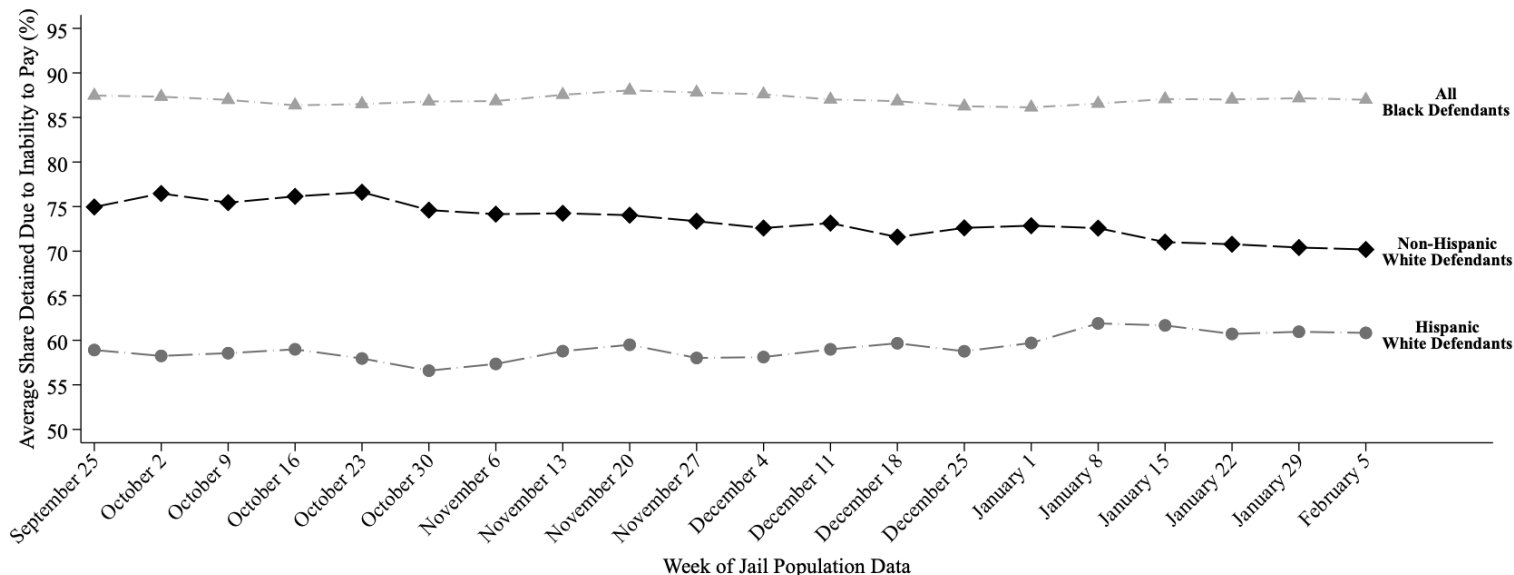
- **87% of Black defendants (217 out of 249)**
- **61% of Hispanic White defendants (71 out of 117)**
- **70% of non-Hispanic White defendants (74 out of 105)**

were detained per night based on inability to pay

Last week, among current pretrial jail inmates assigned to Judge Chambers Gray, 87% of Black defendants (217 out of 249 on an average night), 61% of Hispanic White defendants (71 out of 117 on an average night), and 70% of non-Hispanic White defendants (74 out of 105 on an average night) were detained in Harris County Jail because they couldn't afford money bail.

Judge Chambers Gray's racial difference in the share detained due to inability to pay for Black and Non-Hispanic White defendants is among the 25% worst in Harris County. Her racial difference in the share detained due to inability to pay for Hispanic and Non-Hispanic White defendants is among the 25% best in Harris County.

### Track Judge Chambers Gray's Share Detained Due to Inability to Pay



This report uses jail population data provided by Harris County. Share detained due to inability to pay represents the percent of current pretrial jail inmates assigned to this judge who were detained because they couldn't afford money bail.



# HARRIS COUNTY FELONY PRETRIAL DETENTION REPORT

Brought to you by the Texas Center for Justice and Equity and researchers at Harvard University

February 12, 2023 - February 18, 2023



## Lori Chambers Gray – 262<sup>nd</sup> District Court

Among current pretrial jail inmates assigned to Judge Chambers Gray:

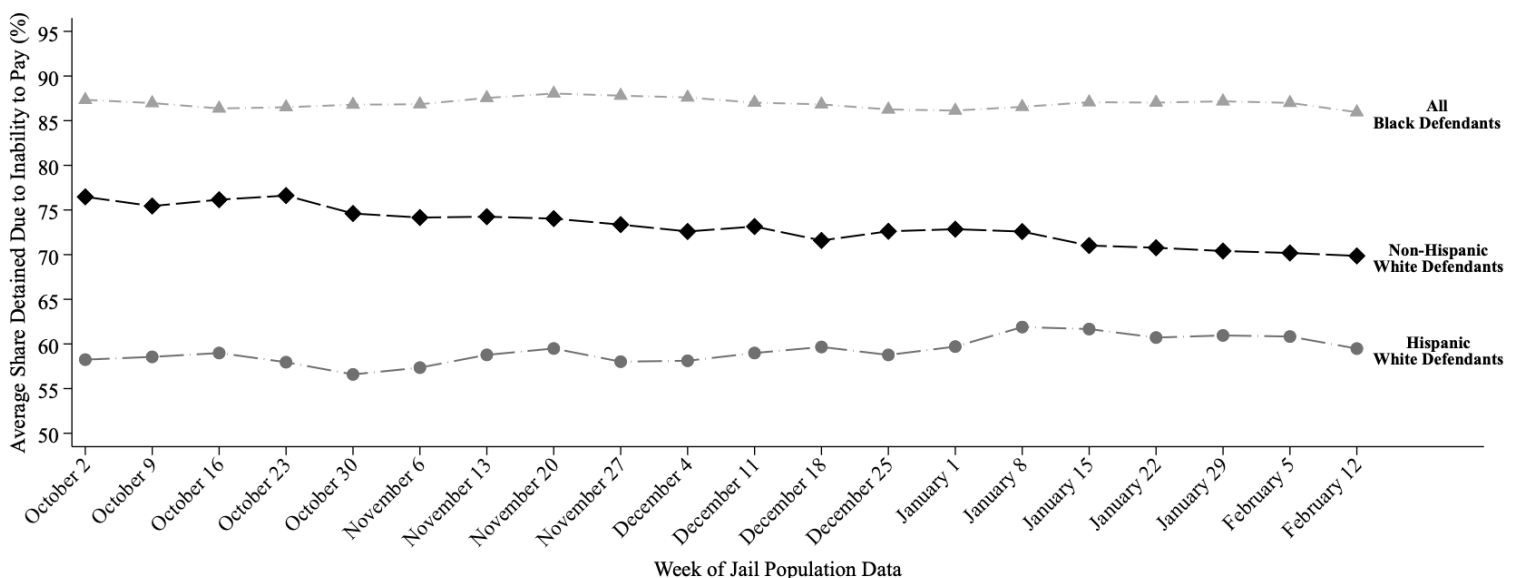
- **86% of Black defendants (211 out of 246)**
- **59% of Hispanic White defendants (69 out of 116)**
- **70% of non-Hispanic White defendants (74 out of 106)**

were detained per night based on inability to pay

Last week, among current pretrial jail inmates assigned to Judge Chambers Gray, 86% of Black defendants (211 out of 246 on an average night), 59% of Hispanic White defendants (69 out of 116 on an average night), and 70% of non-Hispanic White defendants (74 out of 106 on an average night) were detained in Harris County Jail because they couldn't afford money bail.

Judge Chambers Gray's racial difference in the share detained due to inability to pay for Black and Non-Hispanic White defendants is among the 50% worst in Harris County. Her racial difference in the share detained due to inability to pay for Hispanic and Non-Hispanic White defendants is among the 25% best in Harris County.

## Track Judge Chambers Gray's Share Detained Due to Inability to Pay



This report uses jail population data provided by Harris County. Share detained due to inability to pay represents the percent of current pretrial jail inmates assigned to this judge who were detained because they couldn't afford money bail.

# HARRIS COUNTY FELONY PRETRIAL DETENTION REPORT

*Brought to you by the Texas Center for Justice and Equity and researchers at Harvard University*

February 19, 2023 - February 25, 2023



## Lori Chambers Gray – 262<sup>nd</sup> District Court

Among current pretrial jail inmates assigned to Judge Chambers Gray:

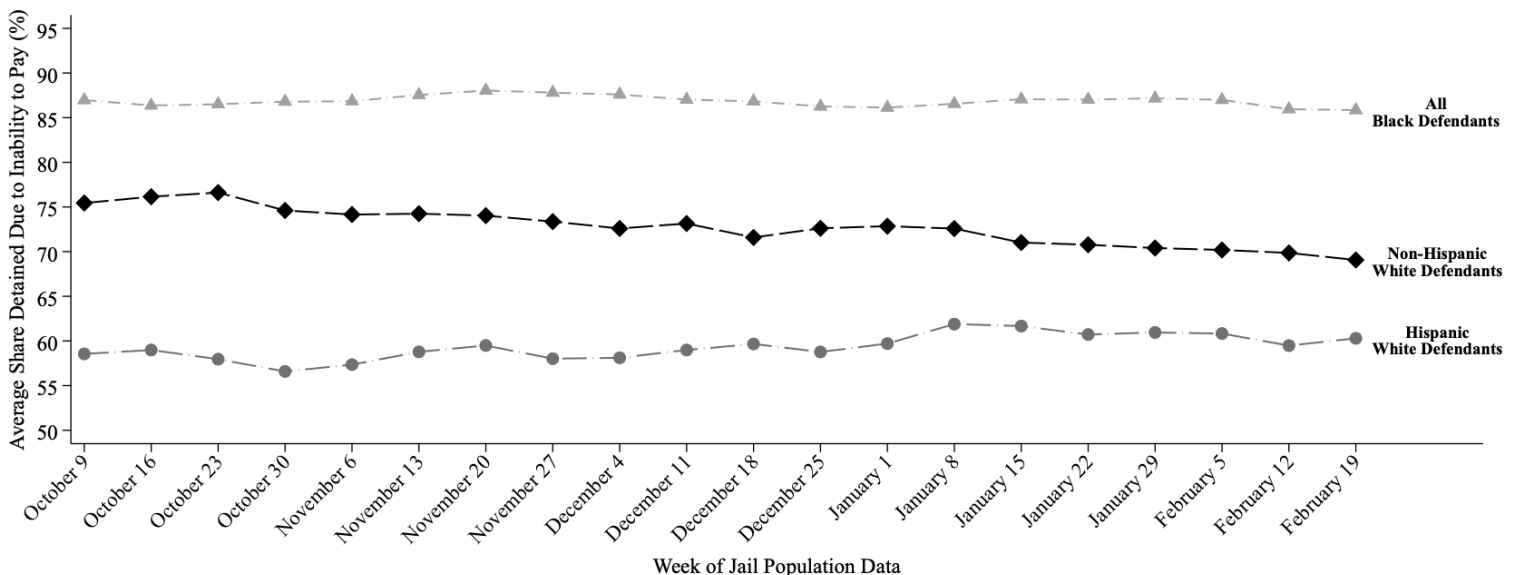
- **86% of Black defendants (207 out of 241)**
- **60% of Hispanic White defendants (70 out of 117)**
- **69% of non-Hispanic White defendants (73 out of 105)**

were detained per night based on inability to pay

Last week, among current pretrial jail inmates assigned to Judge Chambers Gray, 86% of Black defendants (207 out of 241 on an average night), 60% of Hispanic White defendants (70 out of 117 on an average night), and 69% of non-Hispanic White defendants (73 out of 105 on an average night) were detained in Harris County Jail because they couldn't afford money bail.

Judge Chambers Gray's racial difference in the share detained due to inability to pay for Black and Non-Hispanic White defendants is among the 50% worst in Harris County. Her racial difference in the share detained due to inability to pay for Hispanic and Non-Hispanic White defendants is among the 25% best in Harris County.

## Track Judge Chambers Gray's Share Detained Due to Inability to Pay



This report uses jail population data provided by Harris County. Share detained due to inability to pay represents the percent of current pretrial jail inmates assigned to this judge who were detained because they couldn't afford money bail.

# HARRIS COUNTY FELONY PRETRIAL DETENTION REPORT

*Brought to you by the Texas Center for Justice and Equity and researchers at Harvard University*

February 26, 2023 - March 4, 2023



## Lori Chambers Gray – 262<sup>nd</sup> District Court

Among current pretrial jail inmates assigned to Judge Chambers Gray:

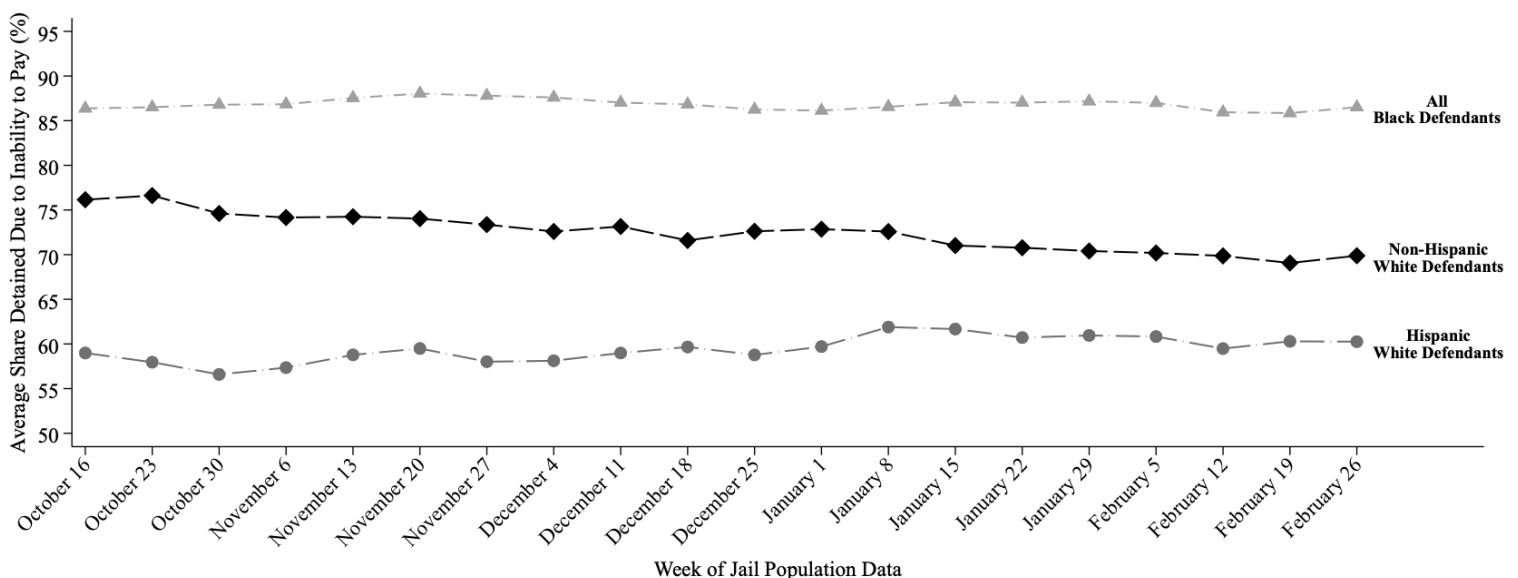
- **87% of Black defendants (207 out of 239)**
- **60% of Hispanic White defendants (70 out of 116)**
- **70% of non-Hispanic White defendants (72 out of 104)**

were detained per night based on inability to pay

Last week, among current pretrial jail inmates assigned to Judge Chambers Gray, 87% of Black defendants (207 out of 239 on an average night), 60% of Hispanic White defendants (70 out of 116 on an average night), and 70% of non-Hispanic White defendants (72 out of 104 on an average night) were detained in Harris County Jail because they couldn't afford money bail.

Judge Chambers Gray's racial difference in the share detained due to inability to pay for Black and Non-Hispanic White defendants is among the 50% worst in Harris County. Her racial difference in the share detained due to inability to pay for Hispanic and Non-Hispanic White defendants is among the 25% best in Harris County.

## Track Judge Chambers Gray's Share Detained Due to Inability to Pay



This report uses jail population data provided by Harris County. Share detained due to inability to pay represents the percent of current pretrial jail inmates assigned to this judge who were detained because they couldn't afford money bail.

# HARRIS COUNTY FELONY PRETRIAL DETENTION REPORT

*Brought to you by the Texas Center for Justice and Equity and researchers at Harvard University*

March 5, 2023 - March 11, 2023



## Lori Chambers Gray – 262<sup>nd</sup> District Court

Among current pretrial jail inmates assigned to Judge Chambers Gray:

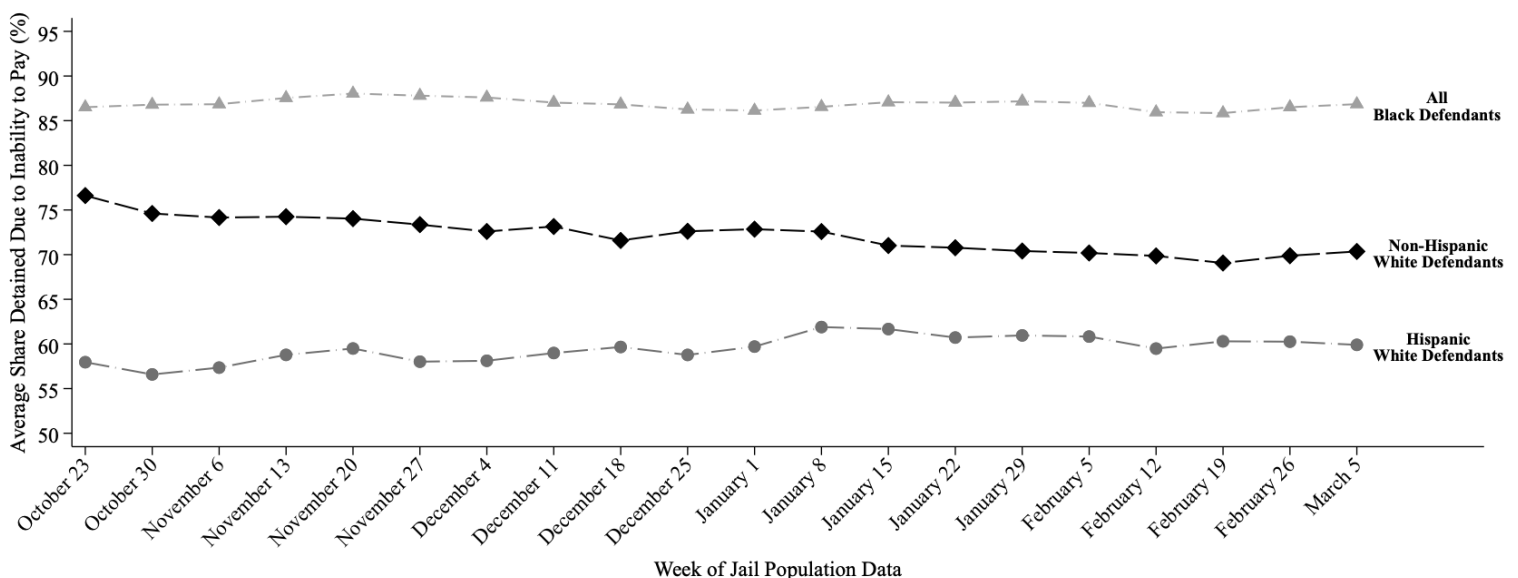
- **87% of Black defendants (209 out of 240)**
- **60% of Hispanic White defendants (70 out of 116)**
- **70% of non-Hispanic White defendants (73 out of 103)**

were detained per night based on inability to pay

Last week, among current pretrial jail inmates assigned to Judge Chambers Gray, 87% of Black defendants (209 out of 240 on an average night), 60% of Hispanic White defendants (70 out of 116 on an average night), and 70% of non-Hispanic White defendants (73 out of 103 on an average night) were detained in Harris County Jail because they couldn't afford money bail.

Judge Chambers Gray's racial difference in the share detained due to inability to pay for Black and Non-Hispanic White defendants is among the 50% worst in Harris County. Her racial difference in the share detained due to inability to pay for Hispanic and Non-Hispanic White defendants is among the 50% best in Harris County.

## Track Judge Chambers Gray's Share Detained Due to Inability to Pay



This report uses jail population data provided by Harris County. Share detained due to inability to pay represents the percent of current pretrial jail inmates assigned to this judge who were detained because they couldn't afford money bail.

# HARRIS COUNTY FELONY PRETRIAL DETENTION REPORT

*Brought to you by the Texas Center for Justice and Equity and researchers at Harvard University*

March 12, 2023 - March 18, 2023



## Lori Chambers Gray – 262<sup>nd</sup> District Court

Among current pretrial jail inmates assigned to Judge Chambers Gray:

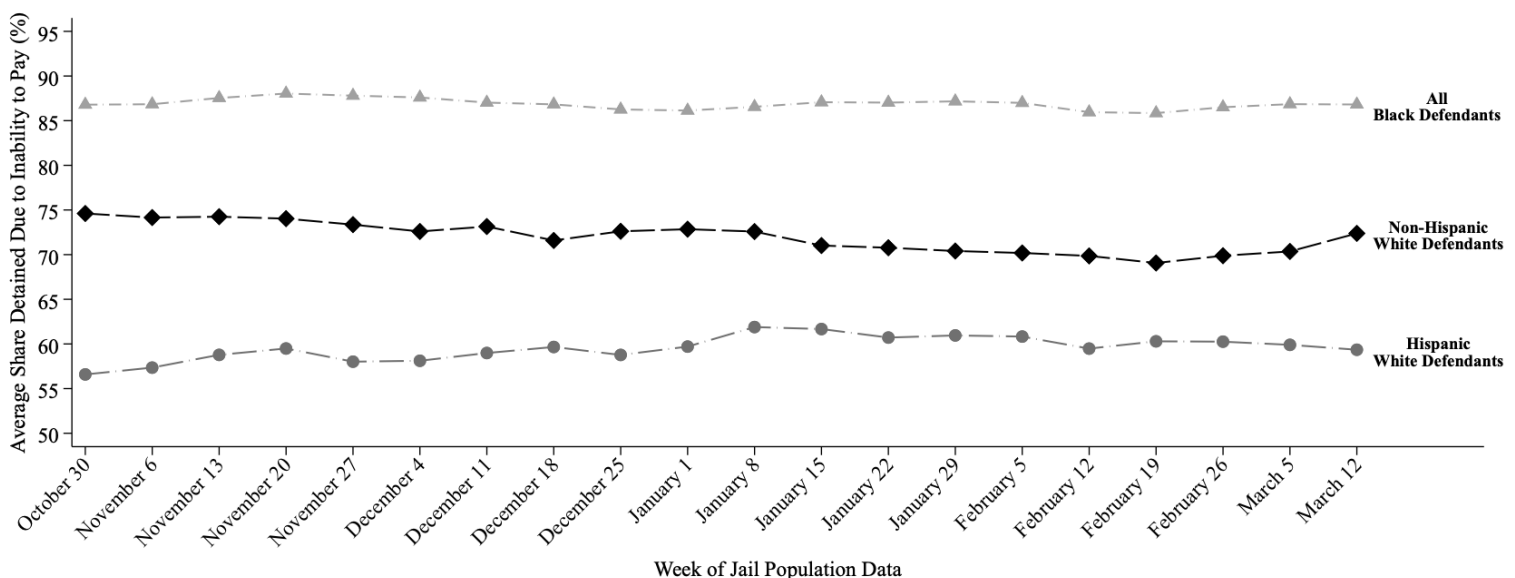
- **87% of Black defendants (206 out of 238)**
- **59% of Hispanic White defendants (67 out of 113)**
- **72% of non-Hispanic White defendants (76 out of 105)**

were detained per night based on inability to pay

Last week, among current pretrial jail inmates assigned to Judge Chambers Gray, 87% of Black defendants (206 out of 238 on an average night), 59% of Hispanic White defendants (67 out of 113 on an average night), and 72% of non-Hispanic White defendants (76 out of 105 on an average night) were detained in Harris County Jail because they couldn't afford money bail.

Judge Chambers Gray's racial difference in the share detained due to inability to pay for Black and Non-Hispanic White defendants is among the 50% worst in Harris County. Her racial difference in the share detained due to inability to pay for Hispanic and Non-Hispanic White defendants is among the 50% best in Harris County.

## Track Judge Chambers Gray's Share Detained Due to Inability to Pay



This report uses jail population data provided by Harris County. Share detained due to inability to pay represents the percent of current pretrial jail inmates assigned to this judge who were detained because they couldn't afford money bail.

# HARRIS COUNTY FELONY PRETRIAL DETENTION REPORT

*Brought to you by the Texas Center for Justice and Equity and researchers at Harvard University*

April 2, 2023 - April 8, 2023



## Lori Chambers Gray – 262<sup>nd</sup> District Court

Among current pretrial jail inmates assigned to Judge Chambers Gray:

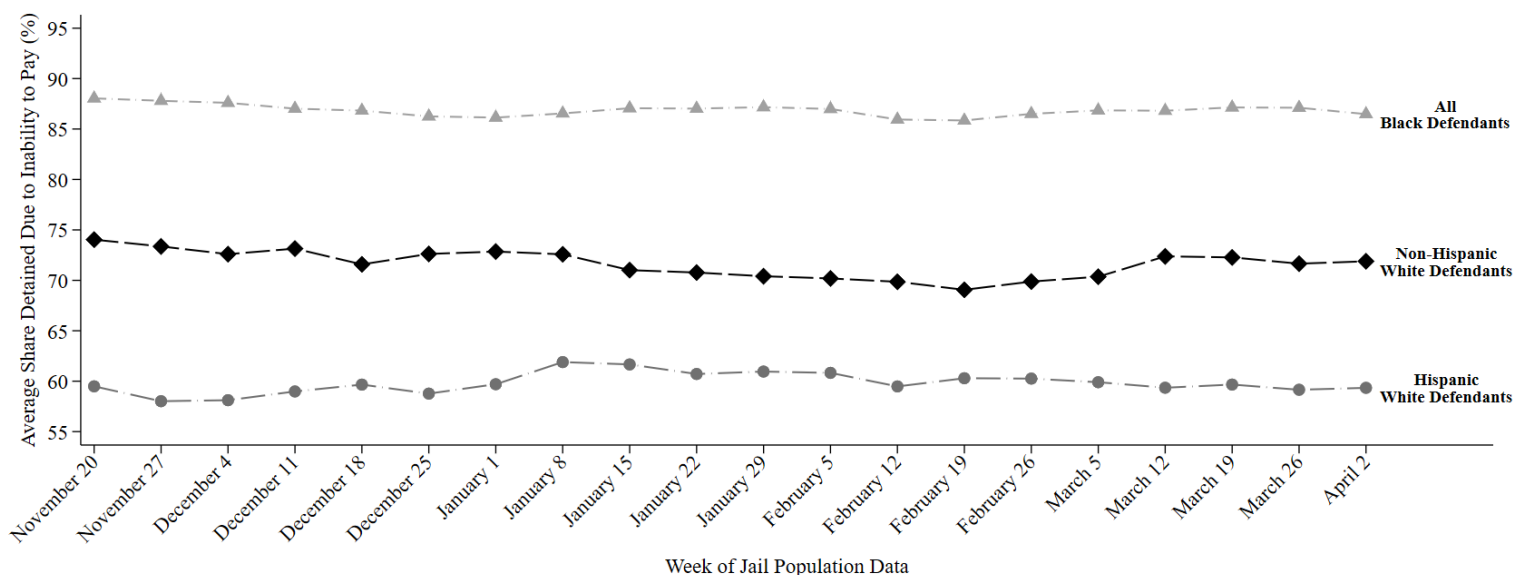
- **86% of Black defendants (201 out of 232)**
- **59% of Hispanic White defendants (67 out of 113)**
- **72% of non-Hispanic White defendants (79 out of 110)**

were detained per night based on inability to pay

Last week, among current pretrial jail inmates assigned to Judge Chambers Gray, 86% of Black defendants (201 out of 232 on an average night), 59% of Hispanic White defendants (67 out of 113 on an average night), and 72% of non-Hispanic White defendants (79 out of 110 on an average night) were detained in Harris County Jail because they couldn't afford money bail.

Judge Chambers Gray's racial difference in the share detained due to inability to pay for Black and Non-Hispanic White defendants is among the 50% best in Harris County. Her racial difference in the share detained due to inability to pay for Hispanic and Non-Hispanic White defendants is among the 50% best in Harris County.

## Track Judge Chambers Gray's Share Detained Due to Inability to Pay



This report uses jail population data provided by Harris County. Share detained due to inability to pay represents the percent of current pretrial jail inmates assigned to this judge who were detained because they couldn't afford money bail.



# HARRIS COUNTY FELONY PRETRIAL DETENTION REPORT

*Brought to you by the Texas Center for Justice and Equity and researchers at Harvard University*

April 9, 2023 - April 15, 2023



## Lori Chambers Gray – 262<sup>nd</sup> District Court

Among current pretrial jail inmates assigned to Judge Chambers Gray:

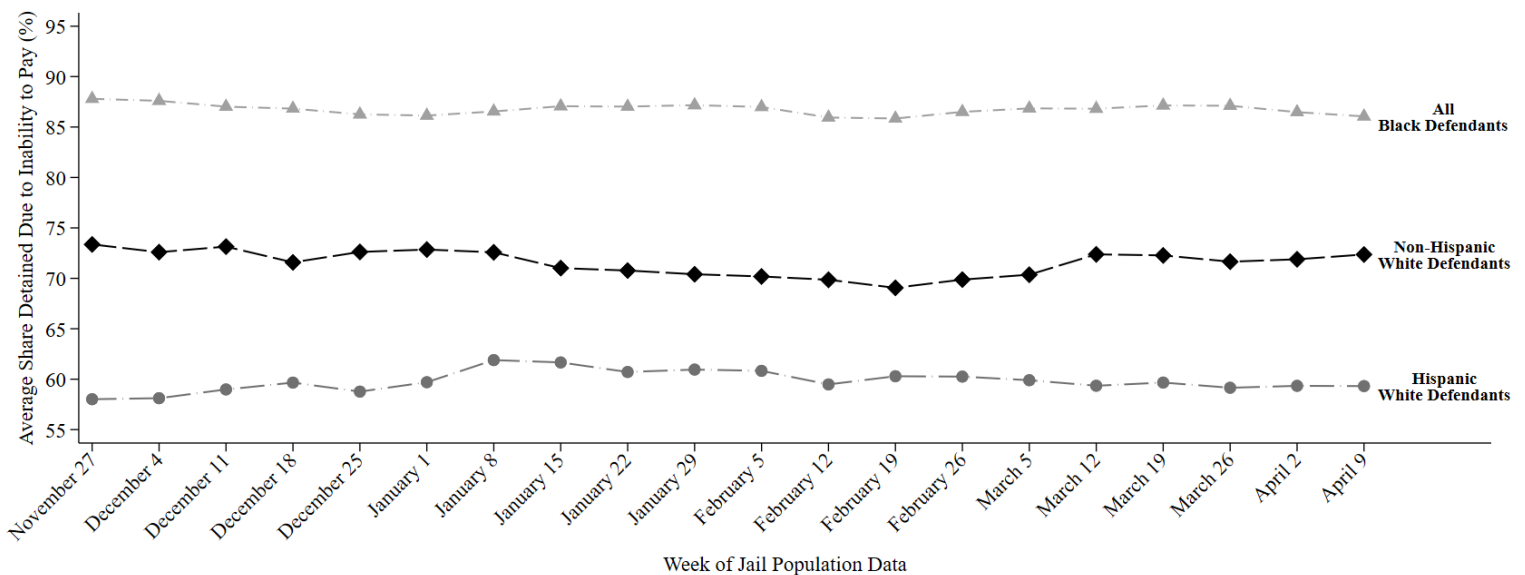
- **86% of Black defendants (197 out of 228)**
- **59% of Hispanic White defendants (67 out of 113)**
- **72% of non-Hispanic White defendants (80 out of 111)**

were detained per night based on inability to pay

Last week, among current pretrial jail inmates assigned to Judge Chambers Gray, 86% of Black defendants (197 out of 228 on an average night), 59% of Hispanic White defendants (67 out of 113 on an average night), and 72% of non-Hispanic White defendants (80 out of 111 on an average night) were detained in Harris County Jail because they couldn't afford money bail.

Judge Chambers Gray's racial difference in the share detained due to inability to pay for Black and Non-Hispanic White defendants is among the 50% best in Harris County. Her racial difference in the share detained due to inability to pay for Hispanic and Non-Hispanic White defendants is among the 50% best in Harris County.

## Track Judge Chambers Gray's Share Detained Due to Inability to Pay



This report uses jail population data provided by Harris County. Share detained due to inability to pay represents the percent of current pretrial jail inmates assigned to this judge who were detained because they couldn't afford money bail.

# HARRIS COUNTY FELONY PRETRIAL DETENTION REPORT

*Brought to you by the Texas Center for Justice and Equity and researchers at Harvard University*

April 16, 2023 - April 22, 2023



## Lori Chambers Gray – 262<sup>nd</sup> District Court

Among current pretrial jail inmates assigned to Judge Chambers Gray:

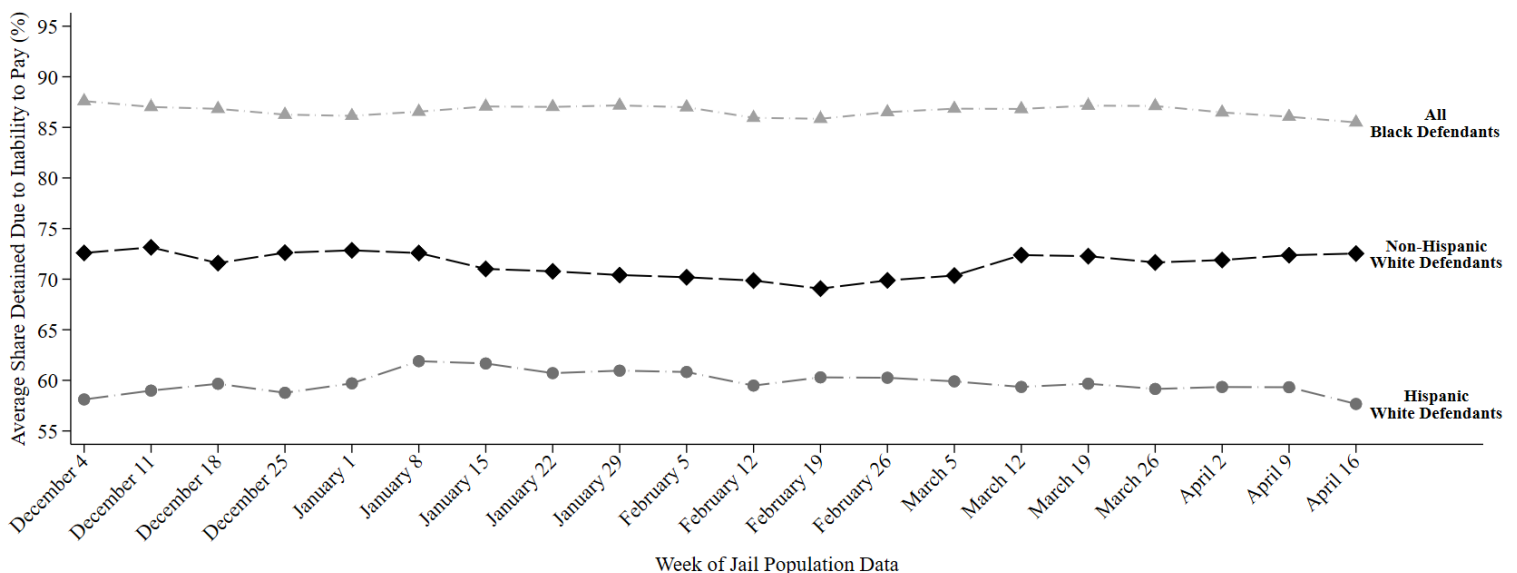
- **85% of Black defendants (194 out of 227)**
- **58% of Hispanic White defendants (63 out of 109)**
- **73% of non-Hispanic White defendants (78 out of 107)**

were detained per night based on inability to pay

Last week, among current pretrial jail inmates assigned to Judge Chambers Gray, 85% of Black defendants (194 out of 227 on an average night), 58% of Hispanic White defendants (63 out of 109 on an average night), and 73% of non-Hispanic White defendants (78 out of 107 on an average night) were detained in Harris County Jail because they couldn't afford money bail.

Judge Chambers Gray's racial difference in the share detained due to inability to pay for Black and Non-Hispanic White defendants is among the 50% best in Harris County. Her racial difference in the share detained due to inability to pay for Hispanic and Non-Hispanic White defendants is among the 50% best in Harris County.

## Track Judge Chambers Gray's Share Detained Due to Inability to Pay



This report uses jail population data provided by Harris County. Share detained due to inability to pay represents the percent of current pretrial jail inmates assigned to this judge who were detained because they couldn't afford money bail.

# HARRIS COUNTY FELONY PRETRIAL DETENTION REPORT

Brought to you by the Texas Center for Justice and Equity and researchers at Harvard University

April 23, 2023 - April 29, 2023



## Lori Chambers Gray – 262<sup>nd</sup> District Court

Among current pretrial jail inmates assigned to Judge Chambers Gray:

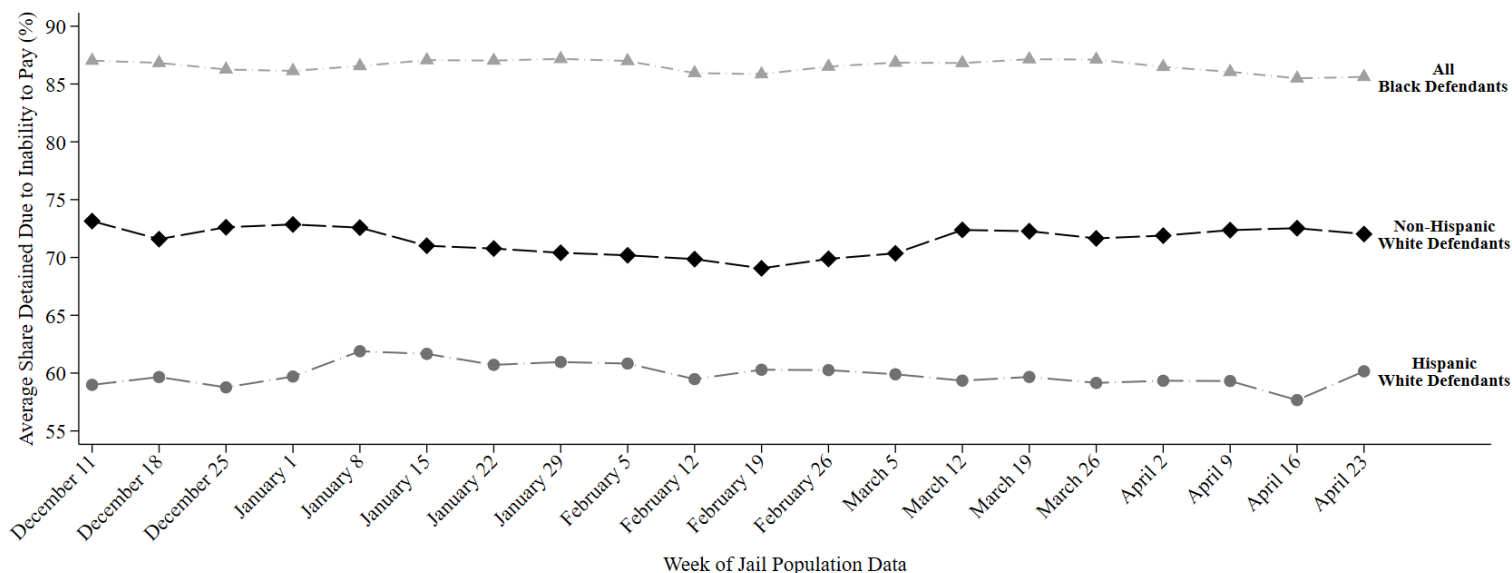
- **86% of Black defendants (190 out of 222)**
- **60% of Hispanic White defendants (66 out of 110)**
- **72% of non-Hispanic White defendants (71 out of 99)**

were detained per night based on inability to pay

Last week, among current pretrial jail inmates assigned to Judge Chambers Gray, 86% of Black defendants (190 out of 222 on an average night), 60% of Hispanic White defendants (66 out of 110 on an average night), and 72% of non-Hispanic White defendants (71 out of 99 on an average night) were detained in Harris County Jail because they couldn't afford money bail.

Judge Chambers Gray's racial difference in the share detained due to inability to pay for Black and Non-Hispanic White defendants is among the 50% best in Harris County. Her racial difference in the share detained due to inability to pay for Hispanic and Non-Hispanic White defendants is among the 50% best in Harris County.

### Track Judge Chambers Gray's Share Detained Due to Inability to Pay



This report uses jail population data provided by Harris County. Share detained due to inability to pay represents the percent of current pretrial jail inmates assigned to this judge who were detained because they couldn't afford money bail.

# HARRIS COUNTY FELONY PRETRIAL DETENTION REPORT

*Brought to you by the Texas Center for Justice and Equity and researchers at Harvard University*

April 30, 2023 - May 6, 2023



## Lori Chambers Gray – 262<sup>nd</sup> District Court

Among current pretrial jail inmates assigned to Judge Chambers Gray:

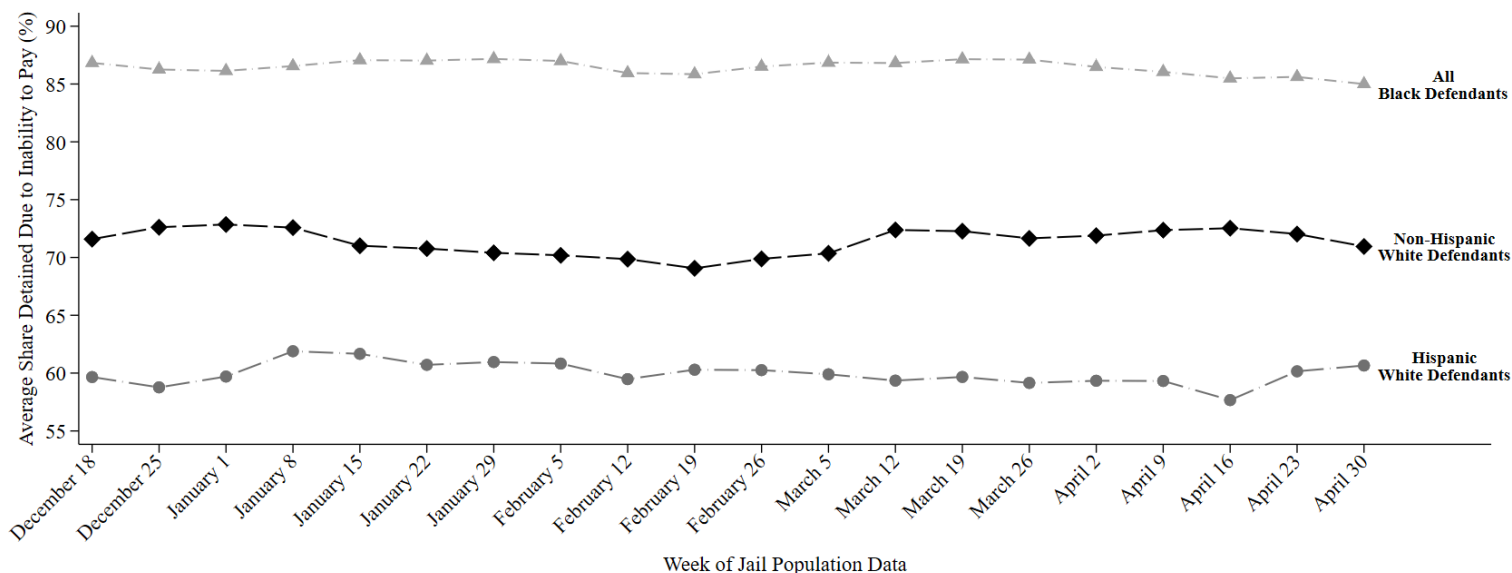
- **85% of Black defendants (181 out of 213)**
- **61% of Hispanic White defendants (66 out of 109)**
- **71% of non-Hispanic White defendants (67 out of 94)**

were detained per night based on inability to pay

Last week, among current pretrial jail inmates assigned to Judge Chambers Gray, 85% of Black defendants (181 out of 213 on an average night), 61% of Hispanic White defendants (66 out of 109 on an average night), and 71% of non-Hispanic White defendants (67 out of 94 on an average night) were detained in Harris County Jail because they couldn't afford money bail.

Judge Chambers Gray's racial difference in the share detained due to inability to pay for Black and Non-Hispanic White defendants is among the 50% worst in Harris County. Her racial difference in the share detained due to inability to pay for Hispanic and Non-Hispanic White defendants is among the 50% best in Harris County.

### Track Judge Chambers Gray's Share Detained Due to Inability to Pay



This report uses jail population data provided by Harris County. Share detained due to inability to pay represents the percent of current pretrial jail inmates assigned to this judge who were detained because they couldn't afford money bail.

# HARRIS COUNTY FELONY PRETRIAL DETENTION REPORT

*Brought to you by the Texas Center for Justice and Equity and researchers at Harvard University*

May 14, 2023 - May 20, 2023



## Lori Chambers Gray – 262<sup>nd</sup> District Court

Among current pretrial jail inmates assigned to Judge Chambers Gray:

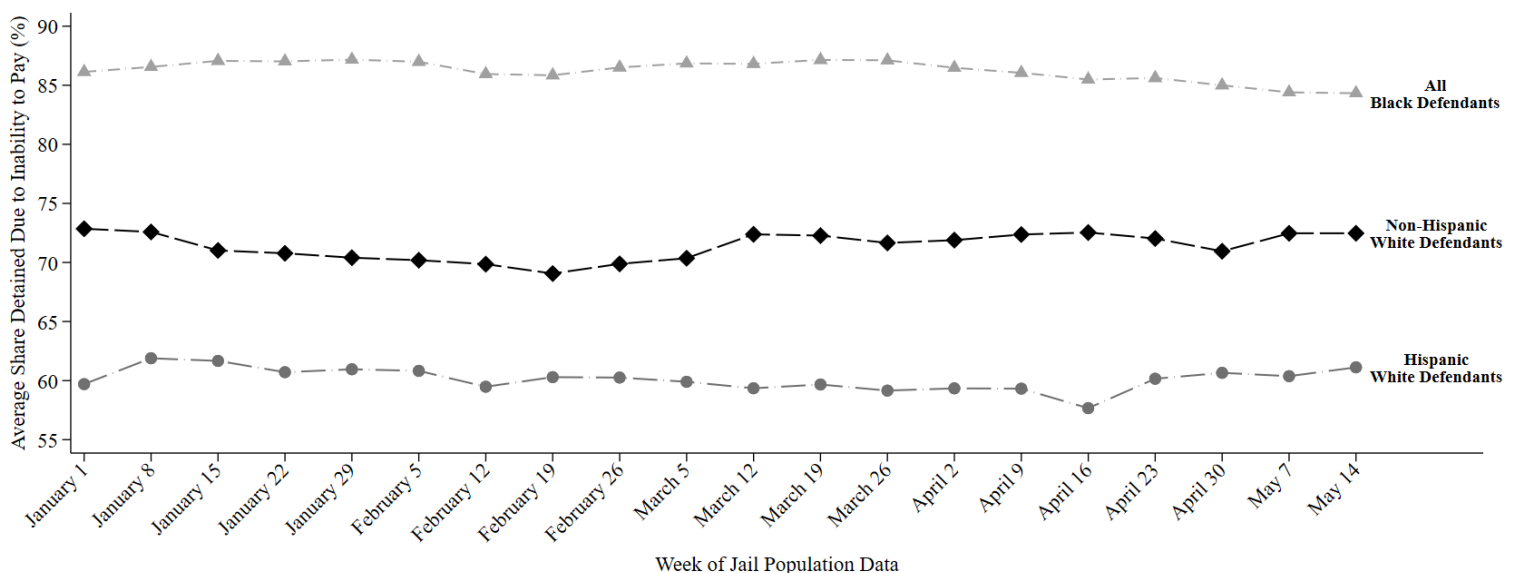
- **84% of Black defendants (175 out of 208)**
- **61% of Hispanic White defendants (65 out of 107)**
- **72% of non-Hispanic White defendants (70 out of 96)**

were detained per night based on inability to pay

Last week, among current pretrial jail inmates assigned to Judge Chambers Gray, 84% of Black defendants (175 out of 208 on an average night), 61% of Hispanic White defendants (65 out of 107 on an average night), and 72% of non-Hispanic White defendants (70 out of 96 on an average night) were detained in Harris County Jail because they couldn't afford money bail.

Judge Chambers Gray's racial difference in the share detained due to inability to pay for Black and Non-Hispanic White defendants is among the 50% best in Harris County. Her racial difference in the share detained due to inability to pay for Hispanic and Non-Hispanic White defendants is among the 25% best in Harris County.

## Track Judge Chambers Gray's Share Detained Due to Inability to Pay



This report uses jail population data provided by Harris County. Share detained due to inability to pay represents the percent of current pretrial jail inmates assigned to this judge who were detained because they couldn't afford money bail.

# HARRIS COUNTY FELONY PRETRIAL DETENTION REPORT

Brought to you by the Texas Center for Justice and Equity and researchers at Harvard University

May 21, 2023 - May 27, 2023



## Lori Chambers Gray – 262<sup>nd</sup> District Court

Among current pretrial jail inmates assigned to Judge Chambers Gray:

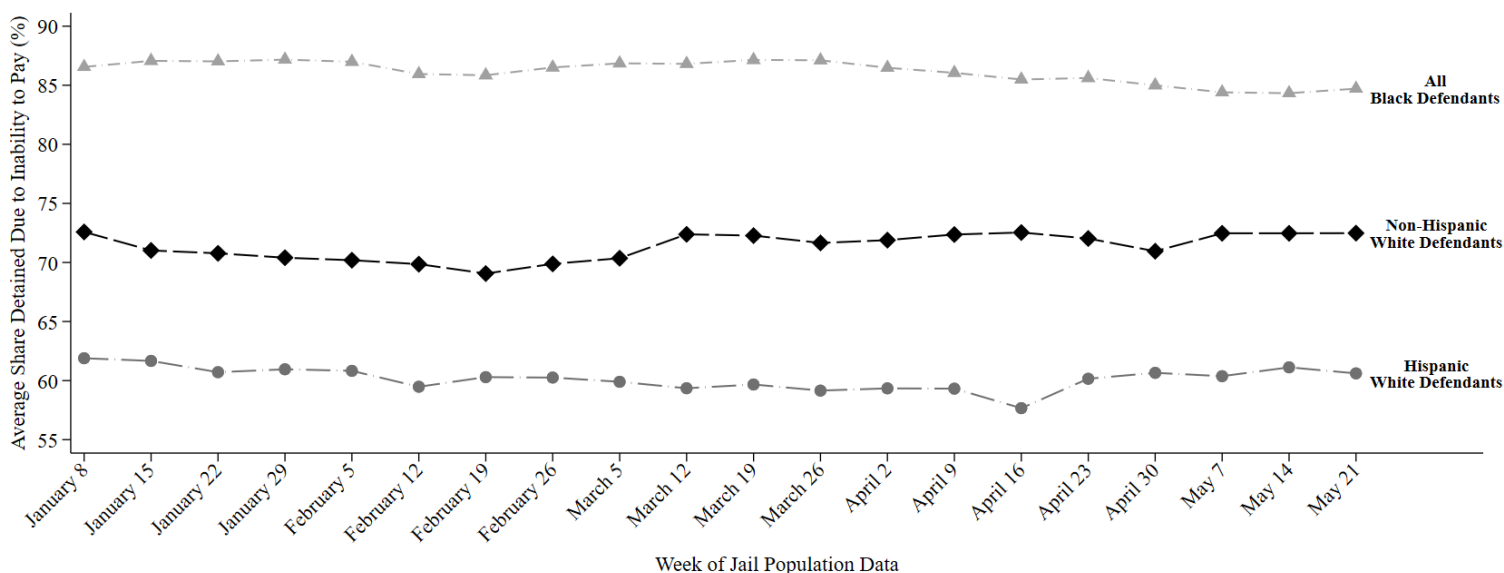
- **85% of Black defendants (173 out of 204)**
- **61% of Hispanic White defendants (65 out of 107)**
- **72% of non-Hispanic White defendants (66 out of 91)**

were detained per night based on inability to pay

Last week, among current pretrial jail inmates assigned to Judge Chambers Gray, 85% of Black defendants (173 out of 204 on an average night), 61% of Hispanic White defendants (65 out of 107 on an average night), and 72% of non-Hispanic White defendants (66 out of 91 on an average night) were detained in Harris County Jail because they couldn't afford money bail.

Judge Chambers Gray's racial difference in the share detained due to inability to pay for Black and Non-Hispanic White defendants is among the 50% worst in Harris County. Her racial difference in the share detained due to inability to pay for Hispanic and Non-Hispanic White defendants is among the 25% best in Harris County.

### Track Judge Chambers Gray's Share Detained Due to Inability to Pay



This report uses jail population data provided by Harris County. Share detained due to inability to pay represents the percent of current pretrial jail inmates assigned to this judge who were detained because they couldn't afford money bail.



# HARRIS COUNTY FELONY PRETRIAL DETENTION REPORT

*Brought to you by the Texas Center for Justice and Equity and researchers at Harvard University*

May 28, 2023 - June 3, 2023



## Lori Chambers Gray – 262<sup>nd</sup> District Court

Among current pretrial jail inmates assigned to Judge Chambers Gray:

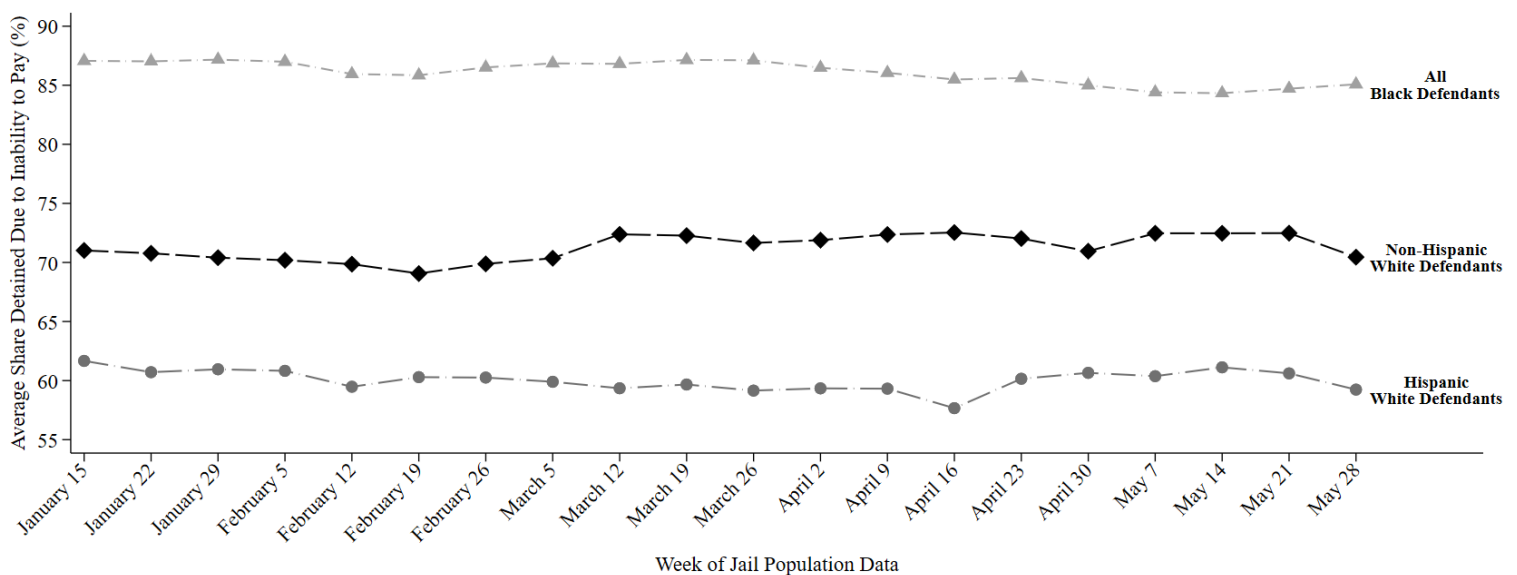
- **85% of Black defendants (173 out of 203)**
- **59% of Hispanic White defendants (62 out of 105)**
- **70% of non-Hispanic White defendants (62 out of 88)**

were detained per night based on inability to pay

Last week, among current pretrial jail inmates assigned to Judge Chambers Gray, 85% of Black defendants (173 out of 203 on an average night), 59% of Hispanic White defendants (62 out of 105 on an average night), and 70% of non-Hispanic White defendants (62 out of 88 on an average night) were detained in Harris County Jail because they couldn't afford money bail.

Judge Chambers Gray's racial difference in the share detained due to inability to pay for Black and Non-Hispanic White defendants is among the 50% worst in Harris County. Her racial difference in the share detained due to inability to pay for Hispanic and Non-Hispanic White defendants is among the 25% best in Harris County.

## Track Judge Chambers Gray's Share Detained Due to Inability to Pay



This report uses jail population data provided by Harris County. Share detained due to inability to pay represents the percent of current pretrial jail inmates assigned to this judge who were detained because they couldn't afford money bail.

# HARRIS COUNTY FELONY PRETRIAL DETENTION REPORT

*Brought to you by the Texas Center for Justice and Equity and researchers at Harvard University*

July 2, 2023 - July 8, 2023



## Lori Chambers Gray – 262<sup>nd</sup> District Court

Among current pretrial jail inmates assigned to Judge Chambers Gray:

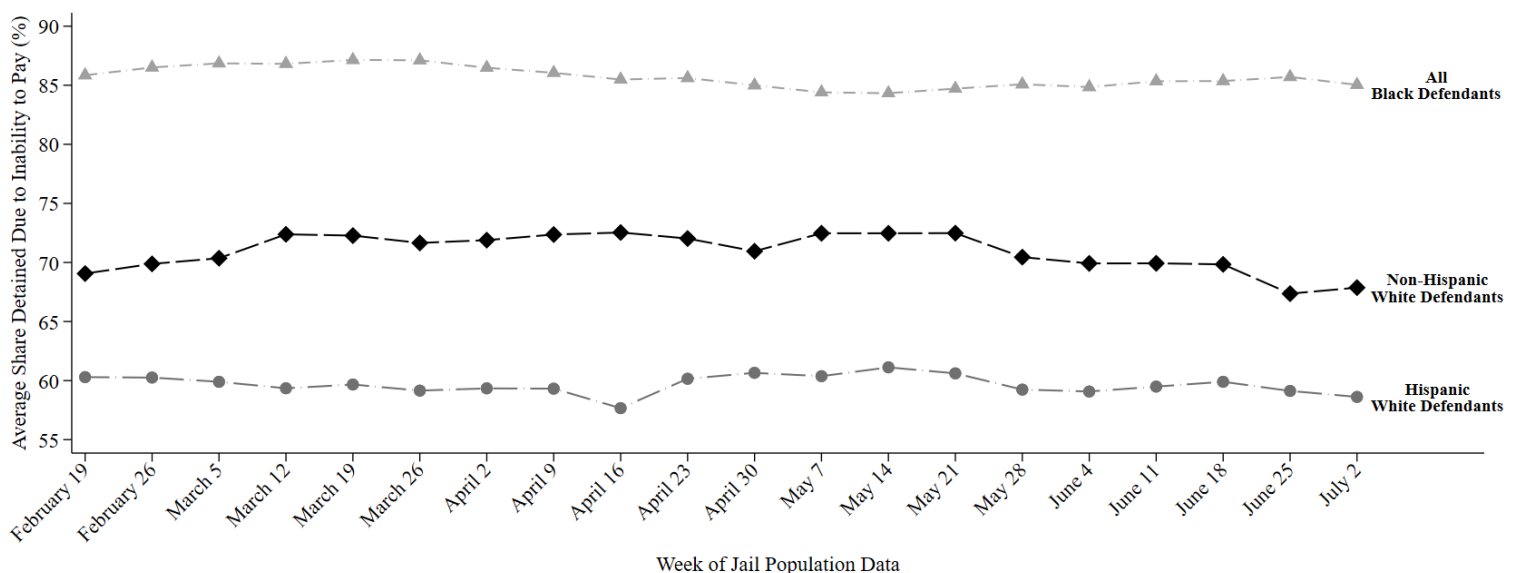
- **85% of Black defendants (175 out of 205)**
- **59% of Hispanic White defendants (66 out of 112)**
- **68% of non-Hispanic White defendants (51 out of 75)**

were detained per night based on inability to pay

Last week, among current pretrial jail inmates assigned to Judge Chambers Gray, 85% of Black defendants (175 out of 205 on an average night), 59% of Hispanic White defendants (66 out of 112 on an average night), and 68% of non-Hispanic White defendants (51 out of 75 on an average night) were detained in Harris County Jail because they couldn't afford money bail.

Judge Chambers Gray's **racial difference in the share detained due to inability to pay for Black and Non-Hispanic White defendants** is among the **25% worst** in Harris County. Her **racial difference in the share detained due to inability to pay for Hispanic and Non-Hispanic White defendants** is among the **25% best** in Harris County.

## Track Judge Chambers Gray's Share Detained Due to Inability to Pay



This report uses jail population data provided by Harris County. Share detained due to inability to pay represents the percent of current pretrial jail inmates assigned to this judge who were detained because they couldn't afford money bail.

# HARRIS COUNTY FELONY PRETRIAL DETENTION REPORT

*Brought to you by the Texas Center for Justice and Equity and researchers at Harvard University*

July 9, 2023 - July 15, 2023



## Lori Chambers Gray – 262<sup>nd</sup> District Court

Among current pretrial jail inmates assigned to Judge Chambers Gray:

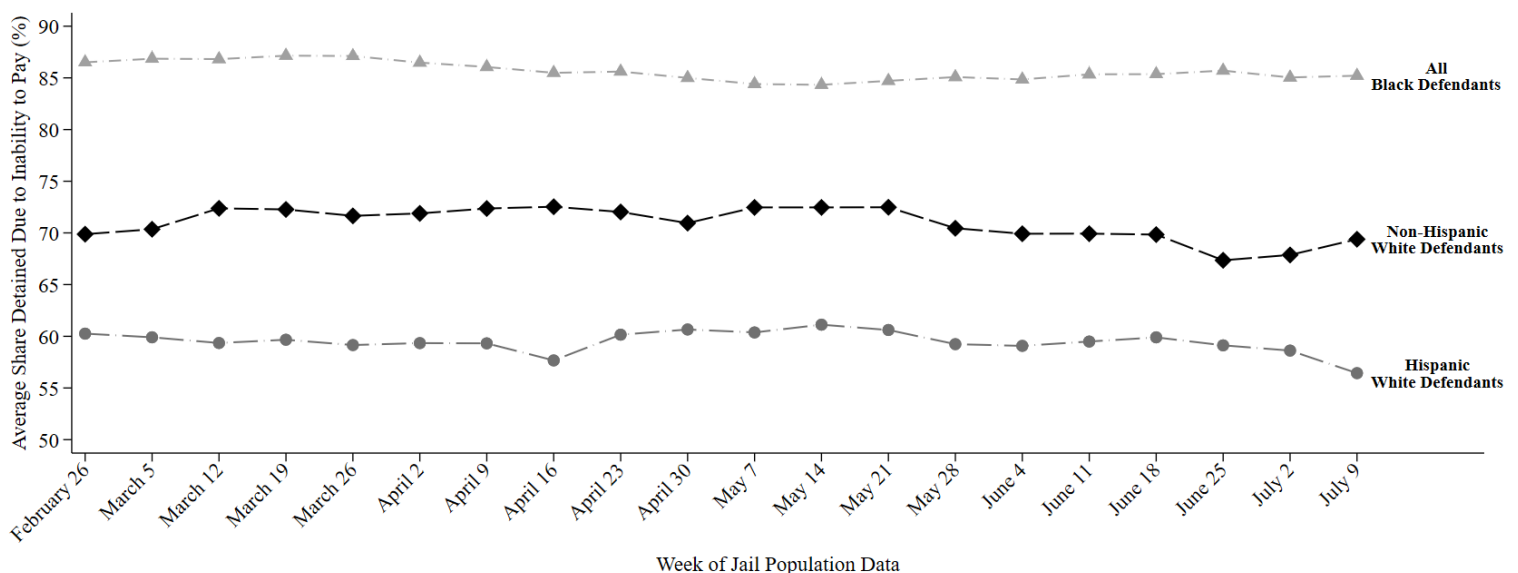
- **85% of Black defendants (171 out of 201)**
- **56% of Hispanic White defendants (62 out of 110)**
- **69% of non-Hispanic White defendants (52 out of 75)**

were detained per night based on inability to pay

Last week, among current pretrial jail inmates assigned to Judge Chambers Gray, 85% of Black defendants (171 out of 201 on an average night), 56% of Hispanic White defendants (62 out of 110 on an average night), and 69% of non-Hispanic White defendants (52 out of 75 on an average night) were detained in Harris County Jail because they couldn't afford money bail.

Judge Chambers Gray's racial difference in the share detained due to inability to pay for Black and Non-Hispanic White defendants is among the 25% worst in Harris County. Her racial difference in the share detained due to inability to pay for Hispanic and Non-Hispanic White defendants is among the 25% best in Harris County.

## Track Judge Chambers Gray's Share Detained Due to Inability to Pay



This report uses jail population data provided by Harris County. Share detained due to inability to pay represents the percent of current pretrial jail inmates assigned to this judge who were detained because they couldn't afford money bail.

# HARRIS COUNTY FELONY PRETRIAL DETENTION REPORT

*Brought to you by the Texas Center for Justice and Equity and researchers at Harvard University*

July 16, 2023 - July 22, 2023



## Lori Chambers Gray – 262<sup>nd</sup> District Court

Among current pretrial jail inmates assigned to Judge Chambers Gray:

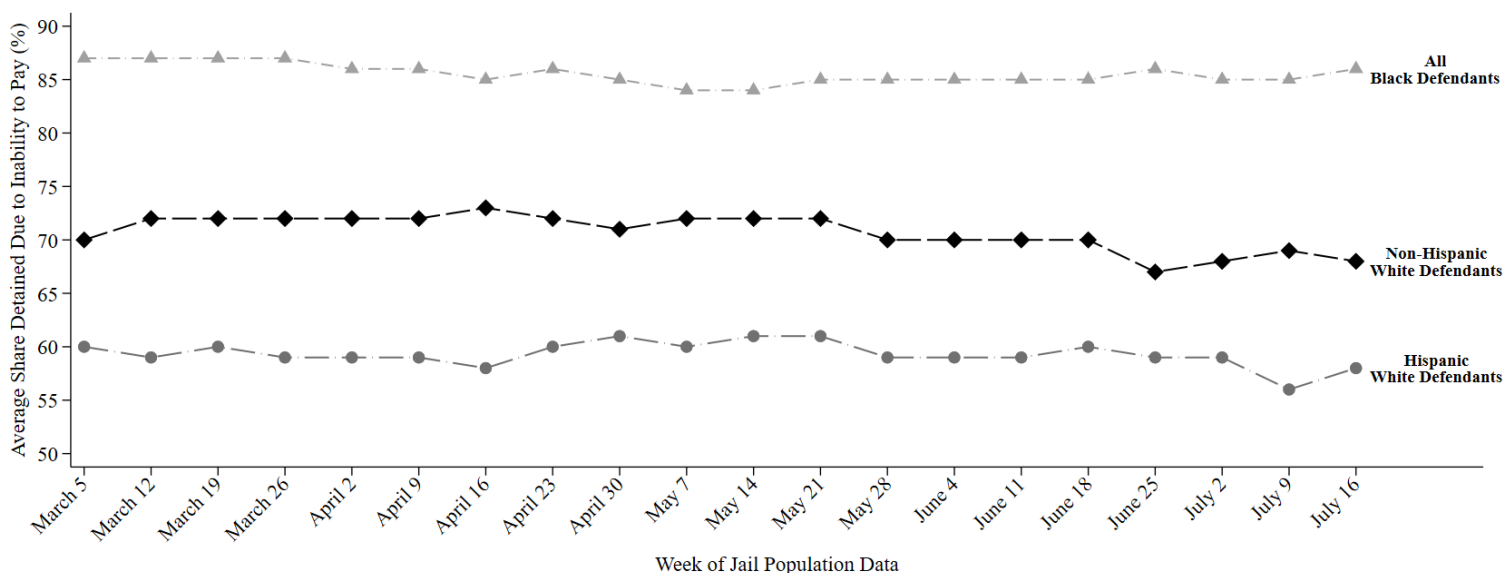
- **86% of Black defendants (164 out of 191)**
- **58% of Hispanic White defendants (63 out of 109)**
- **68% of Non-Hispanic White defendants (48 out of 70)**

were detained per night based on inability to pay

Last week, among current pretrial jail inmates assigned to Judge Chambers Gray, **86% of Black defendants (164 out of 191 on an average night)**, **58% of Hispanic White defendants (63 out of 109 on an average night)**, and **68% of Non-Hispanic White defendants (48 out of 70 on an average night)** were detained in Harris County Jail because they couldn't afford money bail.

Judge Chambers Gray's **racial difference in the share detained due to inability to pay for Black and Non-Hispanic White defendants** is among the **25% worst** in Harris County. Her **racial difference in the share detained due to inability to pay for Hispanic and Non-Hispanic White defendants** is among the **25% best** in Harris County.

## Track Judge Chambers Gray's Share Detained Due to Inability to Pay



This report uses jail population data provided by Harris County. Share detained due to inability to pay represents the percent of current pretrial jail inmates assigned to this judge who were detained because they couldn't afford money bail.

# HARRIS COUNTY FELONY PRETRIAL DETENTION REPORT

*Brought to you by the Texas Center for Justice and Equity and researchers at Harvard University*

January 1, 2023 - January 7, 2023



## Ramona Franklin – 338<sup>th</sup> District Court

Among current pretrial jail inmates assigned to Judge Franklin:

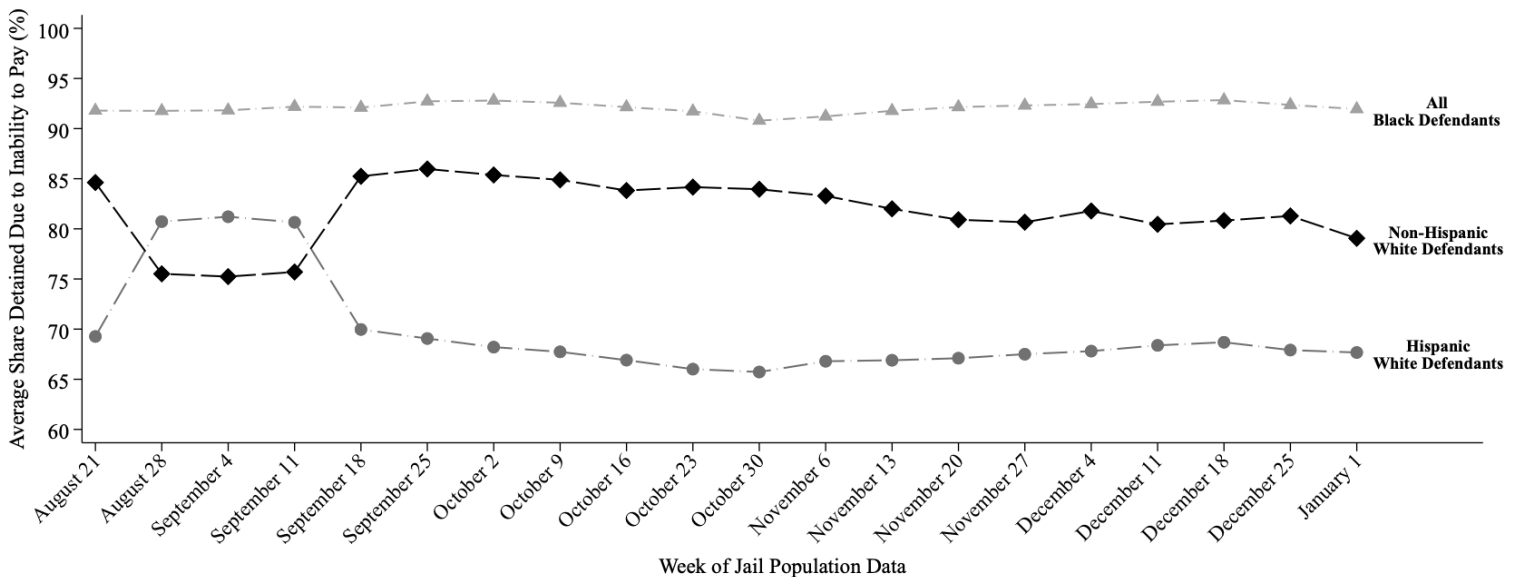
- **92% of Black defendants (240 out of 261)**
- **68% of Hispanic White defendants (93 out of 137)**
- **79% of non-Hispanic White defendants (91 out of 115)**

were detained per night based on inability to pay

Last week, among current pretrial jail inmates assigned to Judge Franklin, 92% of Black defendants (240 out of 261 on an average night), 68% of Hispanic White defendants (93 out of 137 on an average night), and 79% of non-Hispanic White defendants (91 out of 115 on an average night) were detained in Harris County Jail because they couldn't afford money bail.

Judge Franklin's racial difference in the share detained due to inability to pay for Black and Non-Hispanic White defendants is among the 50% best in Harris County. Her racial difference in the share detained due to inability to pay for Hispanic and Non-Hispanic White defendants is among the 50% best in Harris County.

## Track Judge Franklin's Share Detained Due to Inability to Pay



This report uses jail population data provided by Harris County. Share detained due to inability to pay represents the percent of current pretrial jail inmates assigned to this judge who were detained because they couldn't afford money bail.

# HARRIS COUNTY FELONY PRETRIAL DETENTION REPORT

*Brought to you by the Texas Center for Justice and Equity and researchers at Harvard University*

January 8, 2023 - January 14, 2023



## Ramona Franklin – 338<sup>th</sup> District Court

Among current pretrial jail inmates assigned to Judge Franklin:

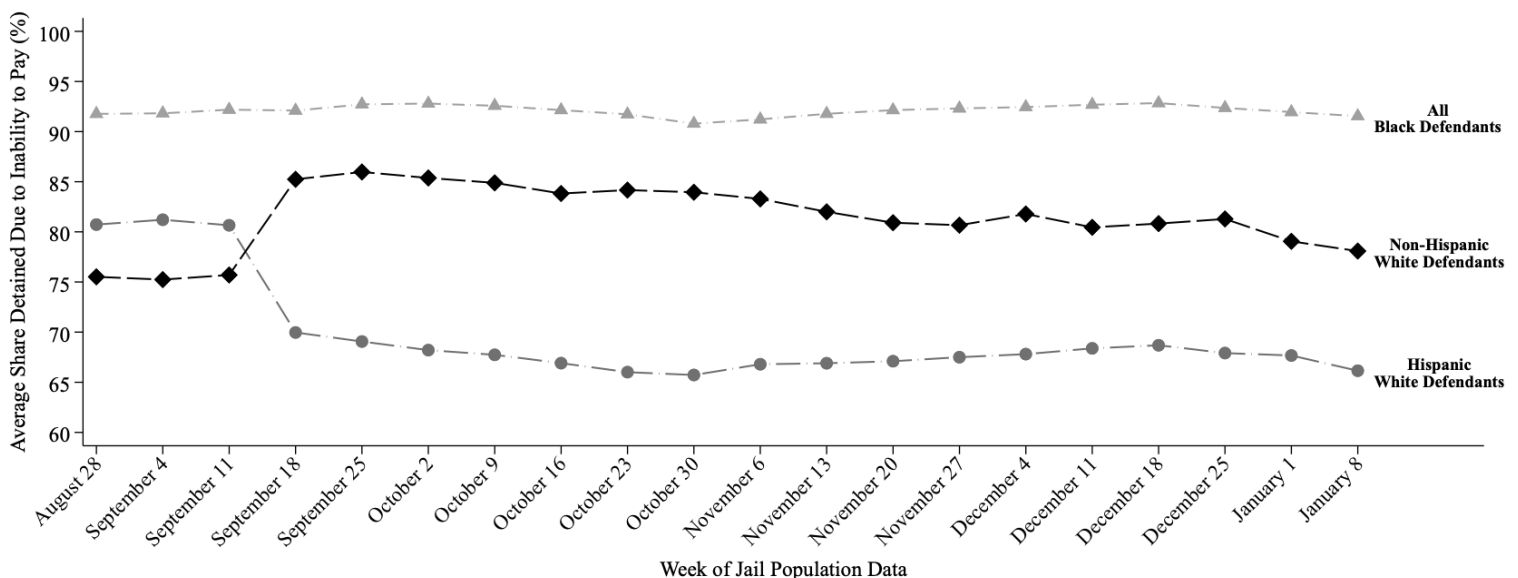
- **92% of Black defendants (240 out of 262)**
- **66% of Hispanic White defendants (92 out of 139)**
- **78% of non-Hispanic White defendants (92 out of 118)**

were detained per night based on inability to pay

Last week, among current pretrial jail inmates assigned to **Judge Franklin**, **92% of Black defendants (240 out of 262 on an average night)**, **66% of Hispanic White defendants (92 out of 139 on an average night)**, and **78% of non-Hispanic White defendants (92 out of 118 on an average night)** were detained in Harris County Jail because they couldn't afford money bail.

Judge Franklin's **racial difference in the share detained due to inability to pay for Black and Non-Hispanic White defendants** is among the **50% worst** in Harris County. Her **racial difference in the share detained due to inability to pay for Hispanic and Non-Hispanic White defendants** is among the **50% best** in Harris County.

## Track Judge Franklin's Share Detained Due to Inability to Pay



This report uses jail population data provided by Harris County. Share detained due to inability to pay represents the percent of current pretrial jail inmates assigned to this judge who were detained because they couldn't afford money bail.



# HARRIS COUNTY FELONY PRETRIAL DETENTION REPORT

*Brought to you by the Texas Center for Justice and Equity and researchers at Harvard University*

January 15, 2023 - January 21, 2023



## Ramona Franklin – 338<sup>th</sup> District Court

Among current pretrial jail inmates assigned to Judge Franklin:

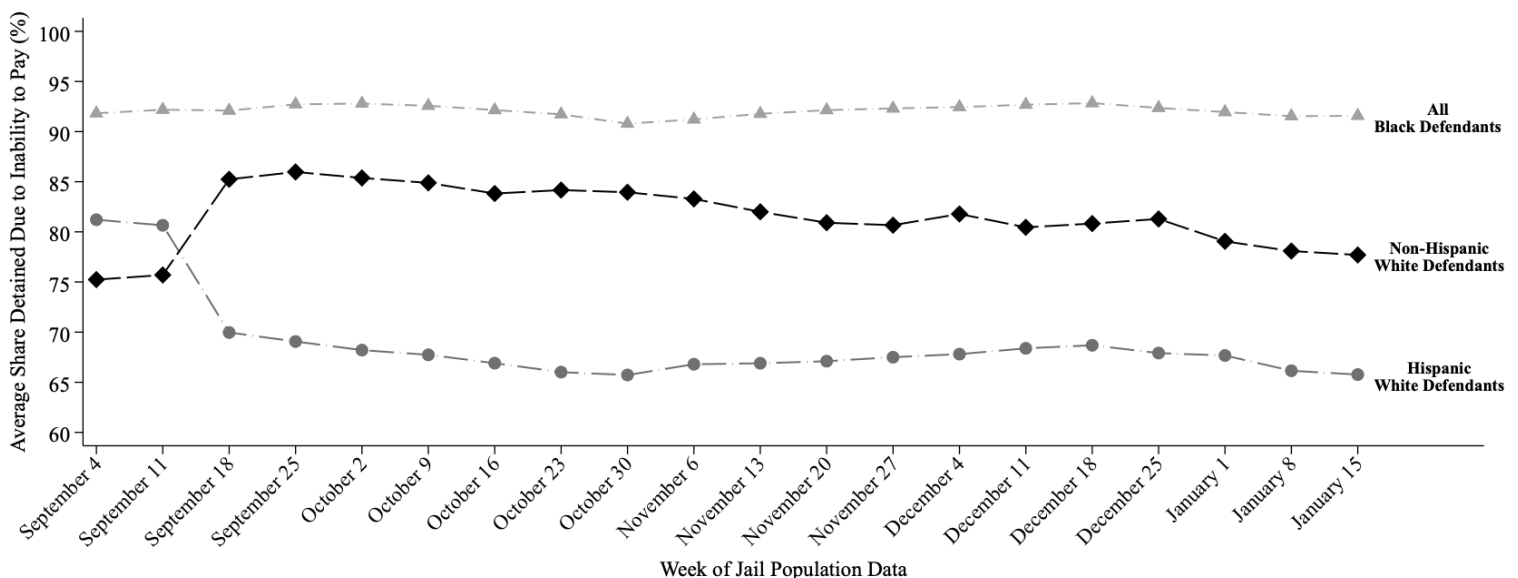
- **92% of Black defendants (241 out of 263)**
- **66% of Hispanic White defendants (89 out of 136)**
- **78% of non-Hispanic White defendants (92 out of 119)**

were detained per night based on inability to pay

Last week, among current pretrial jail inmates assigned to **Judge Franklin**, **92% of Black defendants (241 out of 263 on an average night)**, **66% of Hispanic White defendants (89 out of 136 on an average night)**, and **78% of non-Hispanic White defendants (92 out of 119 on an average night)** were detained in Harris County Jail because they couldn't afford money bail.

Judge Franklin's **racial difference in the share detained due to inability to pay for Black and Non-Hispanic White defendants** is among the **50% worst** in Harris County. Her **racial difference in the share detained due to inability to pay for Hispanic and Non-Hispanic White defendants** is among the **50% best** in Harris County.

## Track Judge Franklin's Share Detained Due to Inability to Pay



This report uses jail population data provided by Harris County. Share detained due to inability to pay represents the percent of current pretrial jail inmates assigned to this judge who were detained because they couldn't afford money bail.

# HARRIS COUNTY FELONY PRETRIAL DETENTION REPORT

*Brought to you by the Texas Center for Justice and Equity and researchers at Harvard University*

January 22, 2023 - January 28, 2023



## Ramona Franklin – 338<sup>th</sup> District Court

Among current pretrial jail inmates assigned to Judge Franklin:

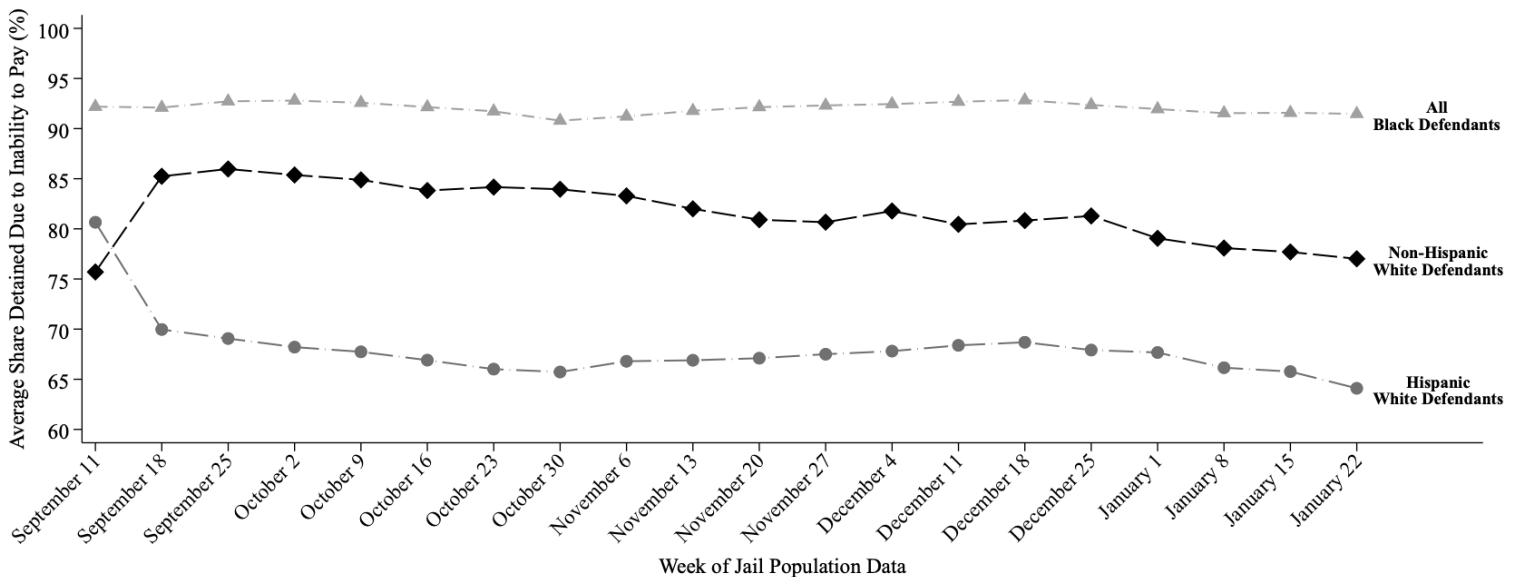
- **91% of Black defendants (242 out of 265)**
- **64% of Hispanic White defendants (87 out of 135)**
- **77% of non-Hispanic White defendants (91 out of 119)**

were detained per night based on inability to pay

Last week, among current pretrial jail inmates assigned to **Judge Franklin**, **91% of Black defendants (242 out of 265 on an average night)**, **64% of Hispanic White defendants (87 out of 135 on an average night)**, and **77% of non-Hispanic White defendants (91 out of 119 on an average night)** were detained in Harris County Jail because they couldn't afford money bail.

Judge Franklin's **racial difference in the share detained due to inability to pay for Black and Non-Hispanic White defendants** is among the **50% worst** in Harris County. Her **racial difference in the share detained due to inability to pay for Hispanic and Non-Hispanic White defendants** is among the **50% best** in Harris County.

## Track Judge Franklin's Share Detained Due to Inability to Pay



This report uses jail population data provided by Harris County. Share detained due to inability to pay represents the percent of current pretrial jail inmates assigned to this judge who were detained because they couldn't afford money bail.

# HARRIS COUNTY FELONY PRETRIAL DETENTION REPORT

*Brought to you by the Texas Center for Justice and Equity and researchers at Harvard University*

January 29, 2023 - February 4, 2023



## Ramona Franklin – 338<sup>th</sup> District Court

Among current pretrial jail inmates assigned to Judge Franklin:

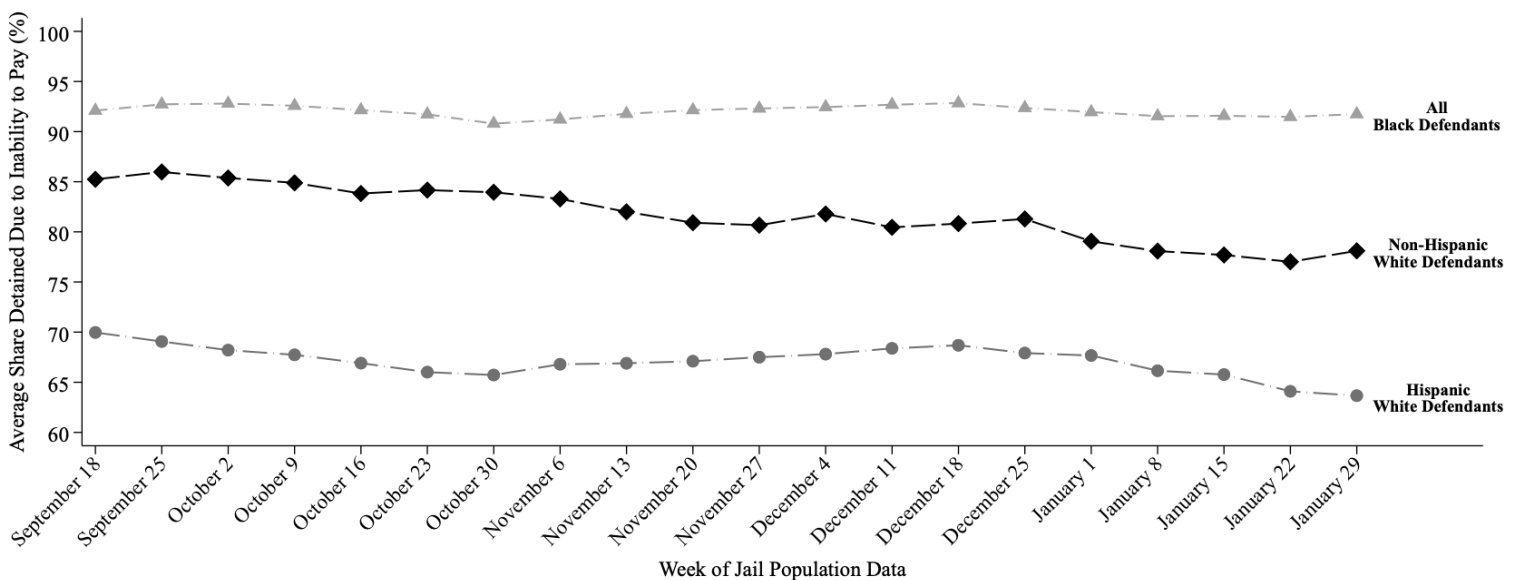
- **92% of Black defendants (245 out of 267)**
- **64% of Hispanic White defendants (86 out of 135)**
- **78% of non-Hispanic White defendants (90 out of 115)**

were detained per night based on inability to pay

Last week, among current pretrial jail inmates assigned to **Judge Franklin**, **92% of Black defendants (245 out of 267 on an average night)**, **64% of Hispanic White defendants (86 out of 135 on an average night)**, and **78% of non-Hispanic White defendants (90 out of 115 on an average night)** were detained in Harris County Jail because they couldn't afford money bail.

Judge Franklin's **racial difference in the share detained due to inability to pay for Black and Non-Hispanic White defendants** is among the **50% worst** in Harris County. Her **racial difference in the share detained due to inability to pay for Hispanic and Non-Hispanic White defendants** is among the **50% worst** in Harris County.

## Track Judge Franklin's Share Detained Due to Inability to Pay



This report uses jail population data provided by Harris County. Share detained due to inability to pay represents the percent of current pretrial jail inmates assigned to this judge who were detained because they couldn't afford money bail.

# HARRIS COUNTY FELONY PRETRIAL DETENTION REPORT

Brought to you by the Texas Center for Justice and Equity and researchers at Harvard University

February 12, 2023 - February 18, 2023



## Ramona Franklin – 338<sup>th</sup> District Court

Among current pretrial jail inmates assigned to Judge Franklin:

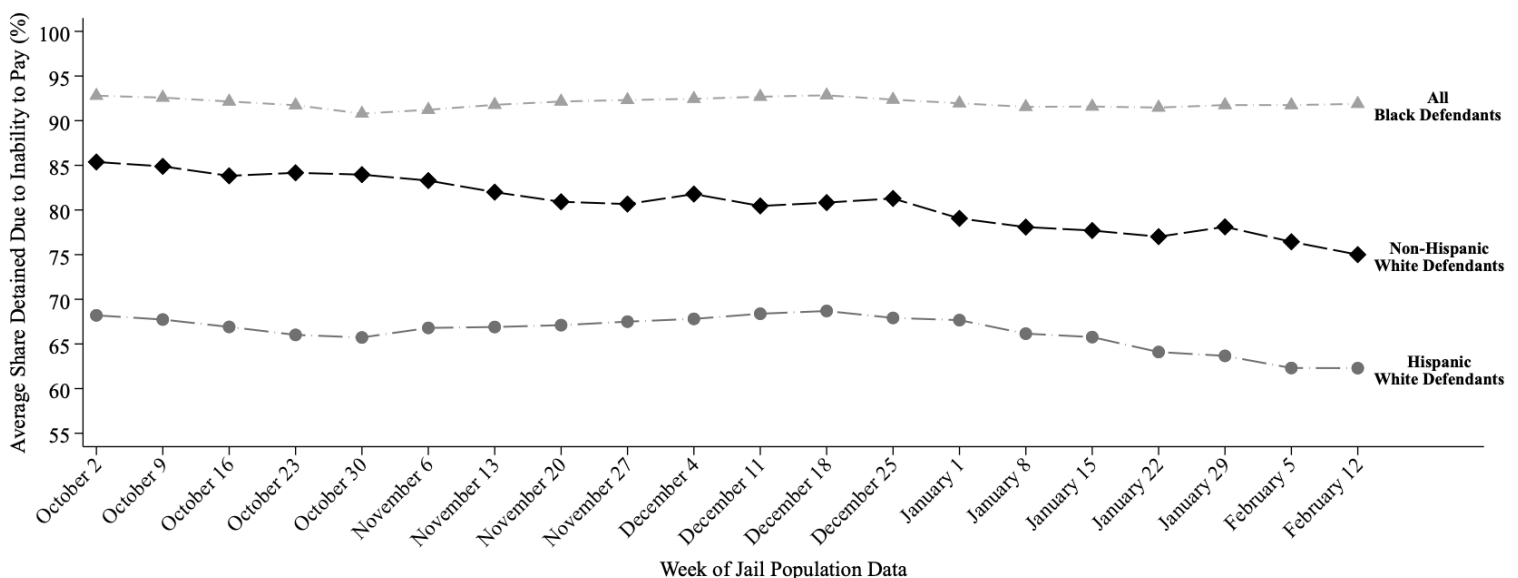
- **92% of Black defendants (234 out of 255)**
- **62% of Hispanic White defendants (81 out of 130)**
- **75% of non-Hispanic White defendants (84 out of 112)**

were detained per night based on inability to pay

Last week, among current pretrial jail inmates assigned to Judge Franklin, 92% of Black defendants (234 out of 255 on an average night), 62% of Hispanic White defendants (81 out of 130 on an average night), and 75% of non-Hispanic White defendants (84 out of 112 on an average night) were detained in Harris County Jail because they couldn't afford money bail.

Judge Franklin's racial difference in the share detained due to inability to pay for Black and Non-Hispanic White defendants is among the 25% worst in Harris County. Her racial difference in the share detained due to inability to pay for Hispanic and Non-Hispanic White defendants is among the 50% best in Harris County.

## Track Judge Franklin's Share Detained Due to Inability to Pay



This report uses jail population data provided by Harris County. Share detained due to inability to pay represents the percent of current pretrial jail inmates assigned to this judge who were detained because they couldn't afford money bail.

# HARRIS COUNTY FELONY PRETRIAL DETENTION REPORT

*Brought to you by the Texas Center for Justice and Equity and researchers at Harvard University*

February 19, 2023 - February 25, 2023



## Ramona Franklin – 338<sup>th</sup> District Court

Among current pretrial jail inmates assigned to Judge Franklin:

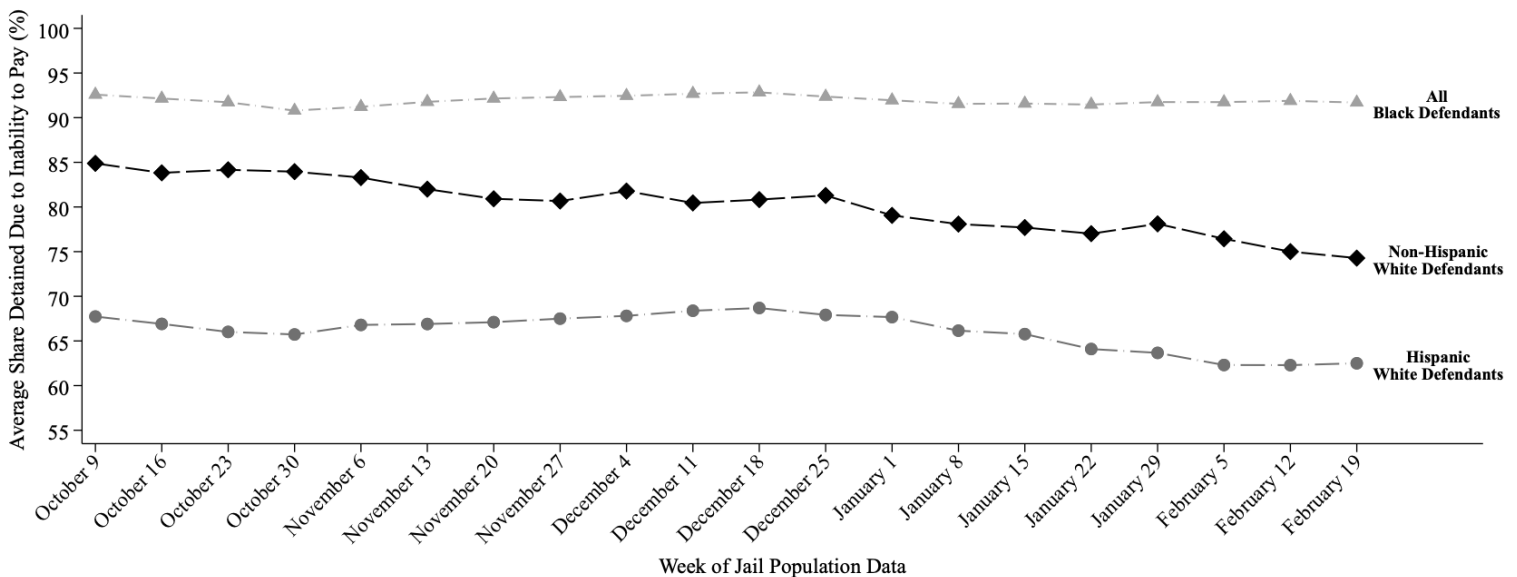
- **92% of Black defendants (232 out of 253)**
- **63% of Hispanic White defendants (81 out of 130)**
- **74% of non-Hispanic White defendants (81 out of 109)**

were detained per night based on inability to pay

Last week, among current pretrial jail inmates assigned to Judge Franklin, 92% of Black defendants (232 out of 253 on an average night), 63% of Hispanic White defendants (81 out of 130 on an average night), and 74% of non-Hispanic White defendants (81 out of 109 on an average night) were detained in Harris County Jail because they couldn't afford money bail.

Judge Franklin's racial difference in the share detained due to inability to pay for Black and Non-Hispanic White defendants is among the 25% worst in Harris County. Her racial difference in the share detained due to inability to pay for Hispanic and Non-Hispanic White defendants is among the 50% best in Harris County.

## Track Judge Franklin's Share Detained Due to Inability to Pay



This report uses jail population data provided by Harris County. Share detained due to inability to pay represents the percent of current pretrial jail inmates assigned to this judge who were detained because they couldn't afford money bail.

# HARRIS COUNTY FELONY PRETRIAL DETENTION REPORT

*Brought to you by the Texas Center for Justice and Equity and researchers at Harvard University*

February 26, 2023 - March 4, 2023



## Ramona Franklin – 338<sup>th</sup> District Court

Among current pretrial jail inmates assigned to Judge Franklin:

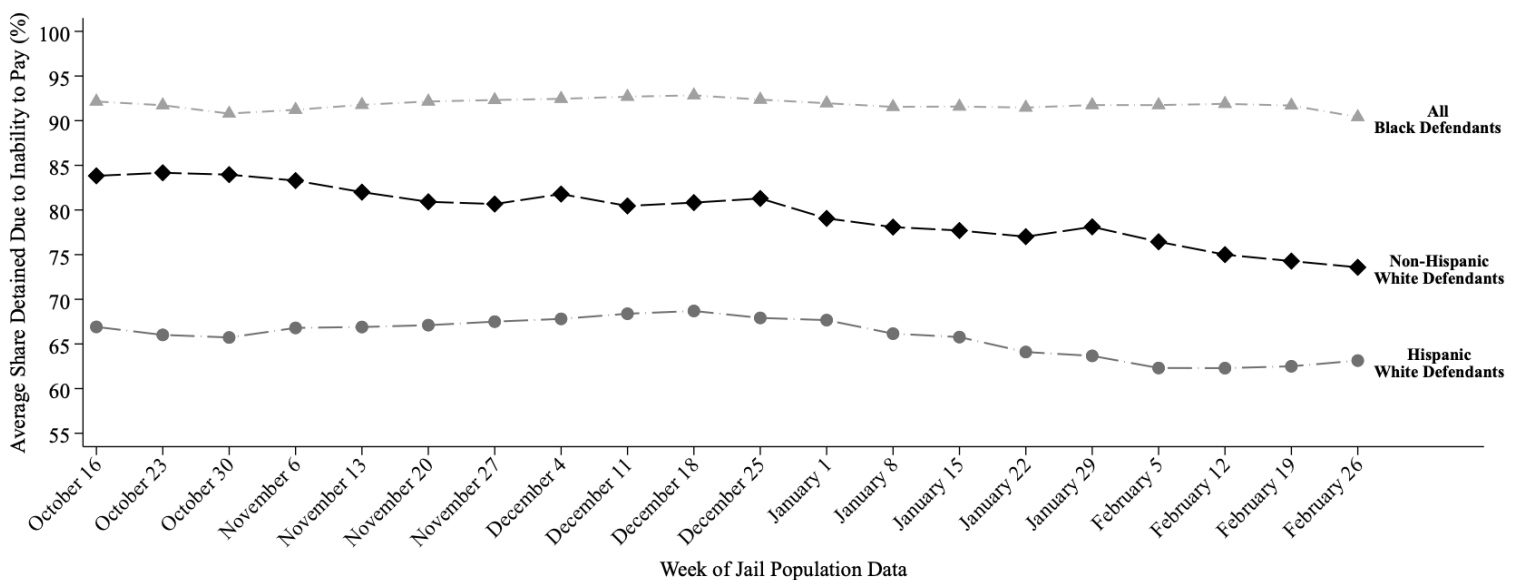
- **90% of Black defendants (229 out of 253)**
- **63% of Hispanic White defendants (87 out of 137)**
- **74% of non-Hispanic White defendants (74 out of 101)**

were detained per night based on inability to pay

Last week, among current pretrial jail inmates assigned to **Judge Franklin**, **90% of Black defendants (229 out of 253 on an average night)**, **63% of Hispanic White defendants (87 out of 137 on an average night)**, and **74% of non-Hispanic White defendants (74 out of 101 on an average night)** were detained in Harris County Jail because they couldn't afford money bail.

Judge Franklin's **racial difference in the share detained due to inability to pay for Black and Non-Hispanic White defendants** is among the **50% worst** in Harris County. Her **racial difference in the share detained due to inability to pay for Hispanic and Non-Hispanic White defendants** is among the **25% best** in Harris County.

## Track Judge Franklin's Share Detained Due to Inability to Pay



This report uses jail population data provided by Harris County. Share detained due to inability to pay represents the percent of current pretrial jail inmates assigned to this judge who were detained because they couldn't afford money bail.



# HARRIS COUNTY FELONY PRETRIAL DETENTION REPORT

*Brought to you by the Texas Center for Justice and Equity and researchers at Harvard University*

March 5, 2023 - March 11, 2023



## Ramona Franklin – 338<sup>th</sup> District Court

Among current pretrial jail inmates assigned to Judge Franklin:

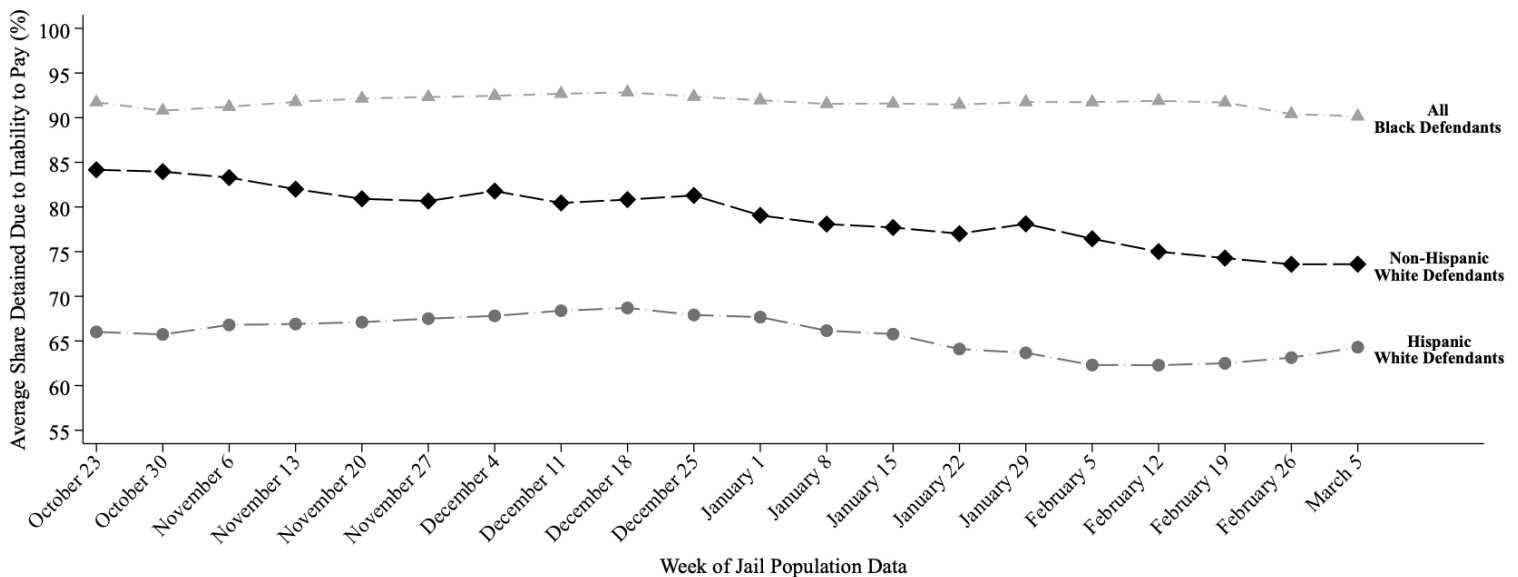
- **90% of Black defendants (217 out of 241)**
- **64% of Hispanic White defendants (89 out of 138)**
- **74% of non-Hispanic White defendants (71 out of 97)**

were detained per night based on inability to pay

Last week, among current pretrial jail inmates assigned to **Judge Franklin**, **90% of Black defendants (217 out of 241 on an average night)**, **64% of Hispanic White defendants (89 out of 138 on an average night)**, and **74% of non-Hispanic White defendants (71 out of 97 on an average night)** were detained in Harris County Jail because they couldn't afford money bail.

Judge Franklin's **racial difference in the share detained due to inability to pay for Black and Non-Hispanic White defendants** is among the **50% worst** in Harris County. Her **racial difference in the share detained due to inability to pay for Hispanic and Non-Hispanic White defendants** is among the **25% best** in Harris County.

## Track Judge Franklin's Share Detained Due to Inability to Pay



This report uses jail population data provided by Harris County. Share detained due to inability to pay represents the percent of current pretrial jail inmates assigned to this judge who were detained because they couldn't afford money bail.

# HARRIS COUNTY FELONY PRETRIAL DETENTION REPORT

*Brought to you by the Texas Center for Justice and Equity and researchers at Harvard University*

March 12, 2023 - March 18, 2023



## Ramona Franklin – 338<sup>th</sup> District Court

Among current pretrial jail inmates assigned to Judge Franklin:

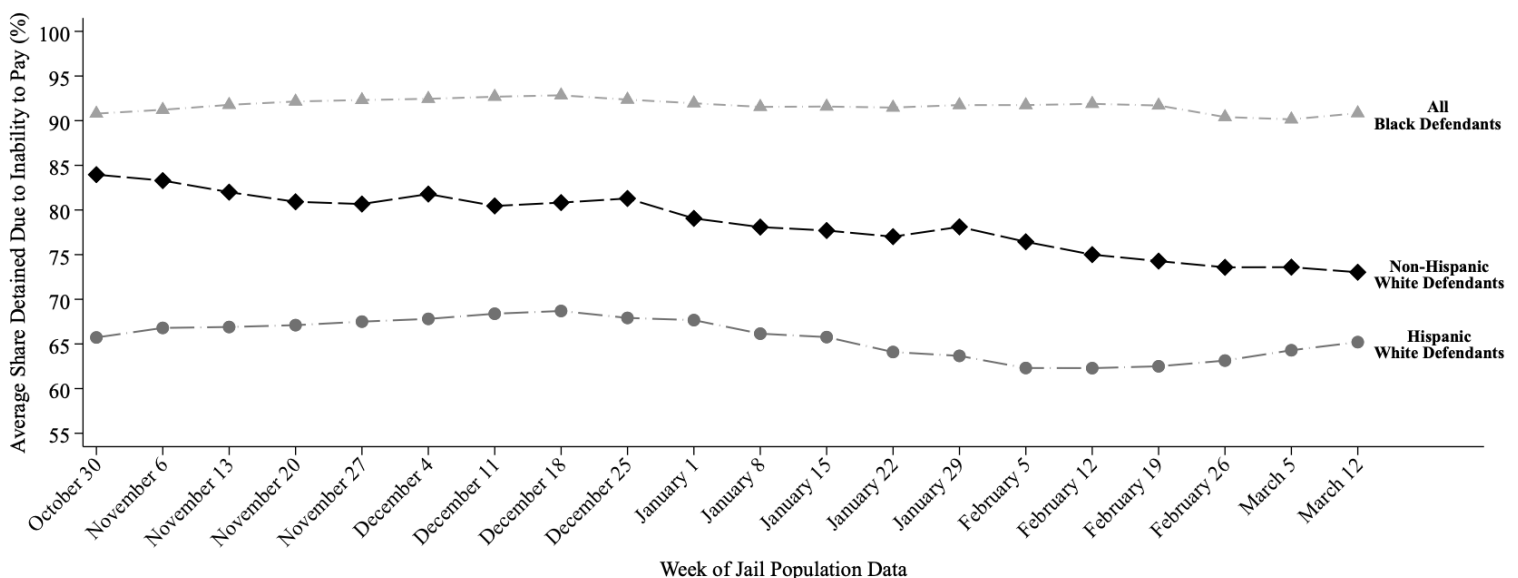
- **91% of Black defendants (207 out of 228)**
- **65% of Hispanic White defendants (89 out of 137)**
- **73% of non-Hispanic White defendants (69 out of 95)**

were detained per night based on inability to pay

Last week, among current pretrial jail inmates assigned to **Judge Franklin**, **91% of Black defendants (207 out of 228 on an average night)**, **65% of Hispanic White defendants (89 out of 137 on an average night)**, and **73% of non-Hispanic White defendants (69 out of 95 on an average night)** were detained in Harris County Jail because they couldn't afford money bail.

Judge Franklin's **racial difference in the share detained due to inability to pay for Black and Non-Hispanic White defendants** is among the **50% worst** in Harris County. Her **racial difference in the share detained due to inability to pay for Hispanic and Non-Hispanic White defendants** is among the **25% best** in Harris County.

## Track Judge Franklin's Share Detained Due to Inability to Pay



This report uses jail population data provided by Harris County. Share detained due to inability to pay represents the percent of current pretrial jail inmates assigned to this judge who were detained because they couldn't afford money bail.

# HARRIS COUNTY FELONY PRETRIAL DETENTION REPORT

Brought to you by the Texas Center for Justice and Equity and researchers at Harvard University

April 2, 2023 - April 8, 2023



## Ramona Franklin – 338<sup>th</sup> District Court

Among current pretrial jail inmates assigned to Judge Franklin:

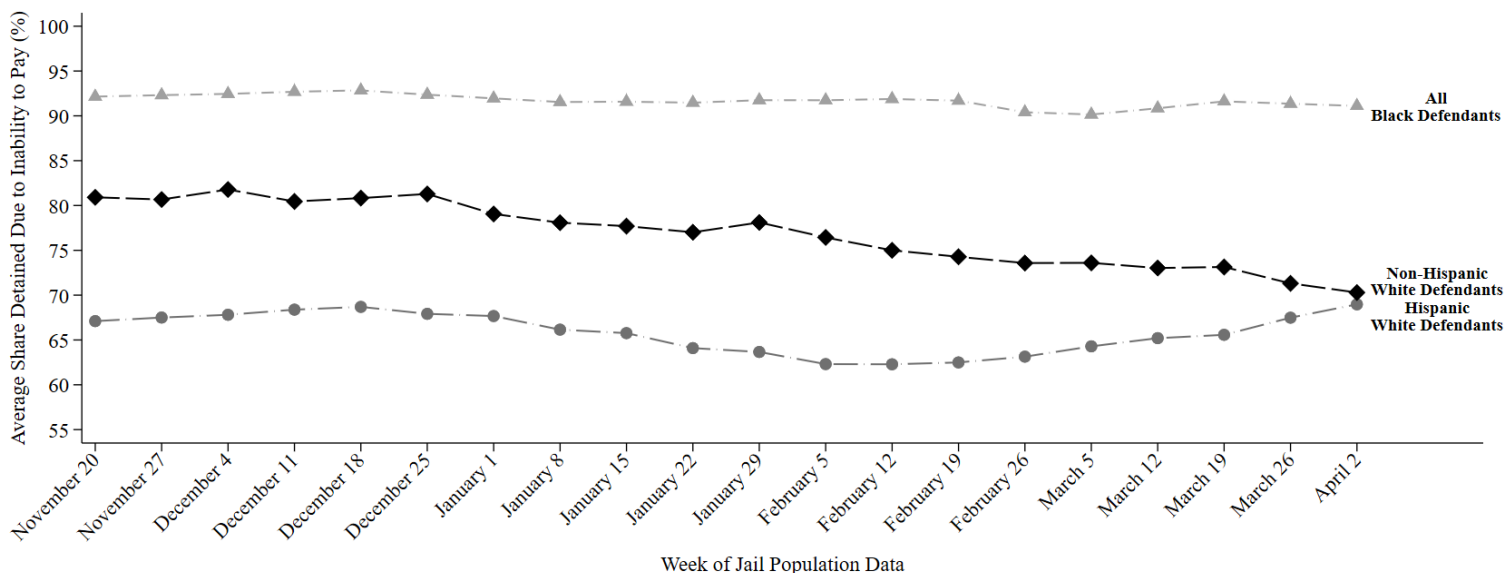
- **91% of Black defendants (201 out of 220)**
- **69% of Hispanic White defendants (92 out of 134)**
- **70% of non-Hispanic White defendants (65 out of 92)**

were detained per night based on inability to pay

Last week, among current pretrial jail inmates assigned to Judge Franklin, 91% of Black defendants (201 out of 220 on an average night), 69% of Hispanic White defendants (92 out of 134 on an average night), and 70% of non-Hispanic White defendants (65 out of 92 on an average night) were detained in Harris County Jail because they couldn't afford money bail.

Judge Franklin's racial difference in the share detained due to inability to pay for Black and Non-Hispanic White defendants is among the 25% worst in Harris County. Her racial difference in the share detained due to inability to pay for Hispanic and Non-Hispanic White defendants is among the 25% best in Harris County.

### Track Judge Franklin's Share Detained Due to Inability to Pay



This report uses jail population data provided by Harris County. Share detained due to inability to pay represents the percent of current pretrial jail inmates assigned to this judge who were detained because they couldn't afford money bail.

# HARRIS COUNTY FELONY PRETRIAL DETENTION REPORT

*Brought to you by the Texas Center for Justice and Equity and researchers at Harvard University*

April 9, 2023 - April 15, 2023



## Ramona Franklin – 338<sup>th</sup> District Court

Among current pretrial jail inmates assigned to Judge Franklin:

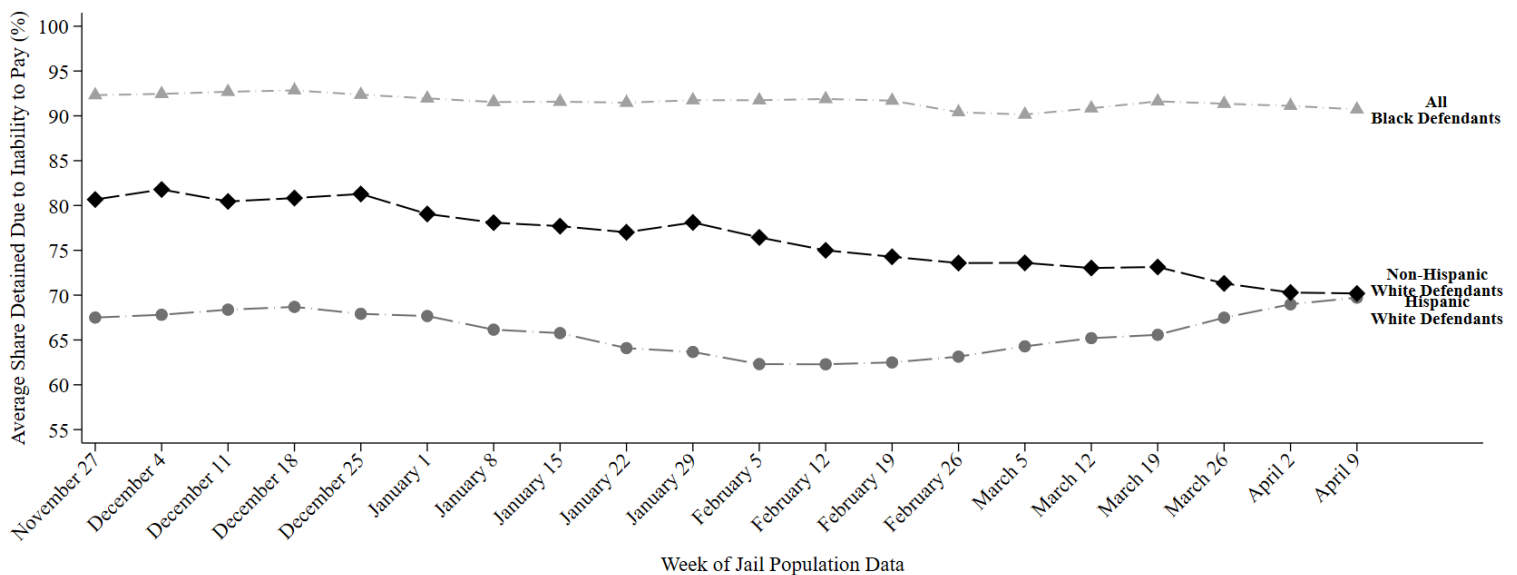
- **91% of Black defendants (191 out of 211)**
- **70% of Hispanic White defendants (92 out of 133)**
- **70% of non-Hispanic White defendants (64 out of 91)**

were detained per night based on inability to pay

Last week, among current pretrial jail inmates assigned to Judge Franklin, 91% of Black defendants (191 out of 211 on an average night), 70% of Hispanic White defendants (92 out of 133 on an average night), and 70% of non-Hispanic White defendants (64 out of 91 on an average night) were detained in Harris County Jail because they couldn't afford money bail.

Judge Franklin's racial difference in the share detained due to inability to pay for Black and Non-Hispanic White defendants is among the 25% worst in Harris County. Her racial difference in the share detained due to inability to pay for Hispanic and Non-Hispanic White defendants is among the 25% best in Harris County.

## Track Judge Franklin's Share Detained Due to Inability to Pay



This report uses jail population data provided by Harris County. Share detained due to inability to pay represents the percent of current pretrial jail inmates assigned to this judge who were detained because they couldn't afford money bail.

# HARRIS COUNTY FELONY PRETRIAL DETENTION REPORT

*Brought to you by the Texas Center for Justice and Equity and researchers at Harvard University*

May 21, 2023 - May 27, 2023



## Ramona Franklin – 338<sup>th</sup> District Court

Among current pretrial jail inmates assigned to Judge Franklin:

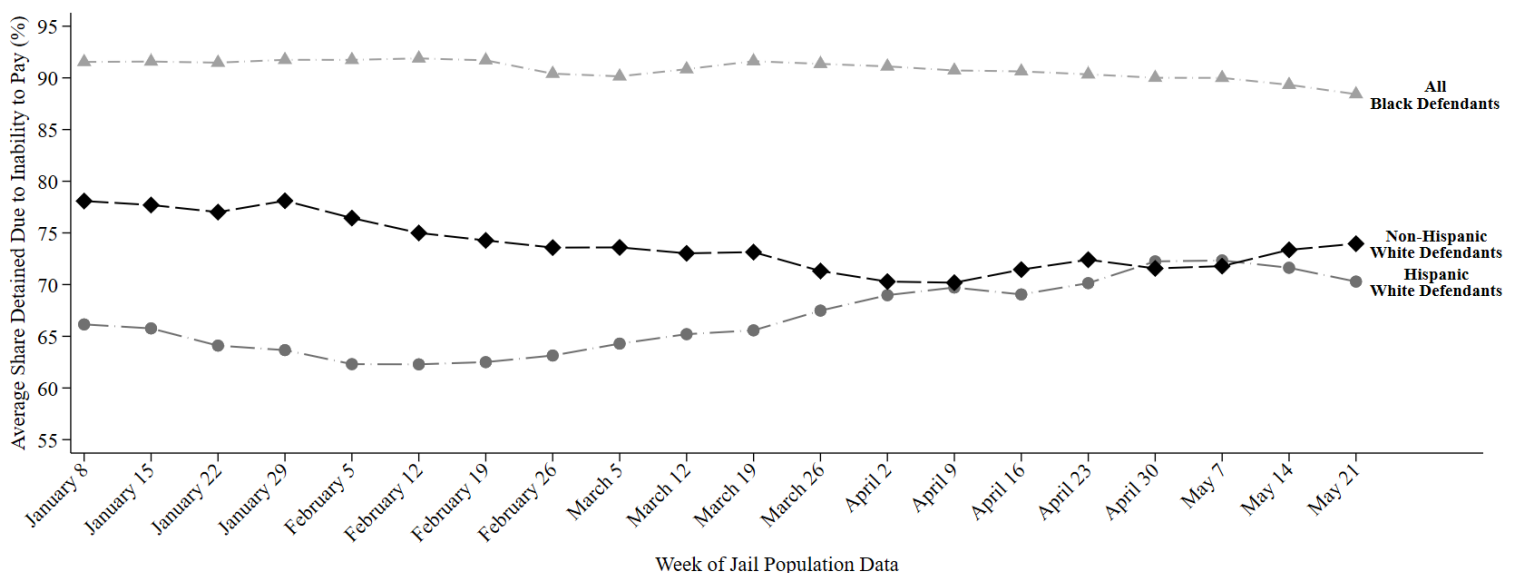
- **88% of Black defendants (171 out of 194)**
- **70% of Hispanic White defendants (92 out of 131)**
- **74% of non-Hispanic White defendants (63 out of 86)**

were detained per night based on inability to pay

Last week, among current pretrial jail inmates assigned to **Judge Franklin**, **88% of Black defendants (171 out of 194 on an average night)**, **70% of Hispanic White defendants (92 out of 131 on an average night)**, and **74% of non-Hispanic White defendants (63 out of 86 on an average night)** were detained in Harris County Jail because they couldn't afford money bail.

Judge Franklin's **racial difference in the share detained due to inability to pay for Black and Non-Hispanic White defendants** is among the **50% worst** in Harris County. Her **racial difference in the share detained due to inability to pay for Hispanic and Non-Hispanic White defendants** is among the **25% best** in Harris County.

## Track Judge Franklin's Share Detained Due to Inability to Pay



This report uses jail population data provided by Harris County. Share detained due to inability to pay represents the percent of current pretrial jail inmates assigned to this judge who were detained because they couldn't afford money bail.

# HARRIS COUNTY FELONY PRETRIAL DETENTION REPORT

*Brought to you by the Texas Center for Justice and Equity and researchers at Harvard University*

May 28, 2023 - June 3, 2023



## Ramona Franklin – 338<sup>th</sup> District Court

Among current pretrial jail inmates assigned to Judge Franklin:

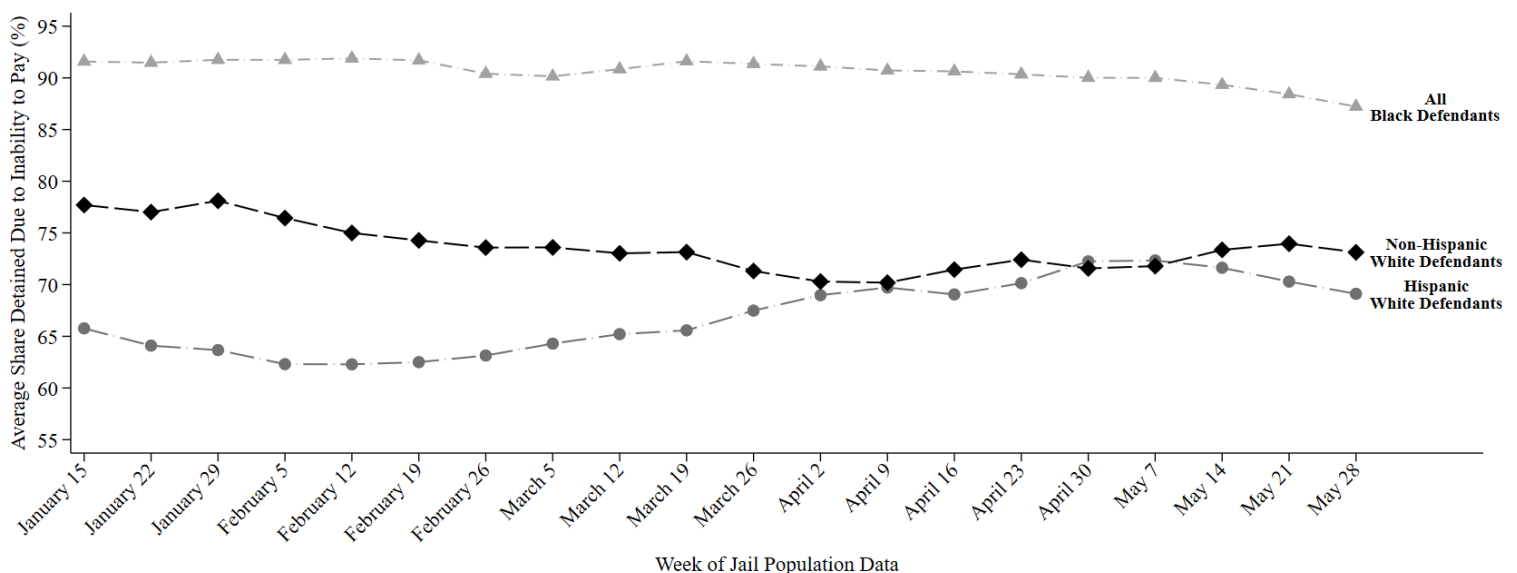
- **87% of Black defendants (165 out of 189)**
- **69% of Hispanic White defendants (89 out of 129)**
- **73% of non-Hispanic White defendants (64 out of 88)**

were detained per night based on inability to pay

Last week, among current pretrial jail inmates assigned to **Judge Franklin**, **87% of Black defendants (165 out of 189 on an average night)**, **69% of Hispanic White defendants (89 out of 129 on an average night)**, and **73% of non-Hispanic White defendants (64 out of 88 on an average night)** were detained in Harris County Jail because they couldn't afford money bail.

Judge Franklin's **racial difference in the share detained due to inability to pay for Black and Non-Hispanic White defendants** is among the **50% worst** in Harris County. Her **racial difference in the share detained due to inability to pay for Hispanic and Non-Hispanic White defendants** is among the **25% best** in Harris County.

## Track Judge Franklin's Share Detained Due to Inability to Pay



This report uses jail population data provided by Harris County. Share detained due to inability to pay represents the percent of current pretrial jail inmates assigned to this judge who were detained because they couldn't afford money bail.



# HARRIS COUNTY FELONY PRETRIAL DETENTION REPORT

*Brought to you by the Texas Center for Justice and Equity and researchers at Harvard University*

July 9, 2023 - July 15, 2023



## Ramona Franklin – 338<sup>th</sup> District Court

Among current pretrial jail inmates assigned to Judge Franklin:

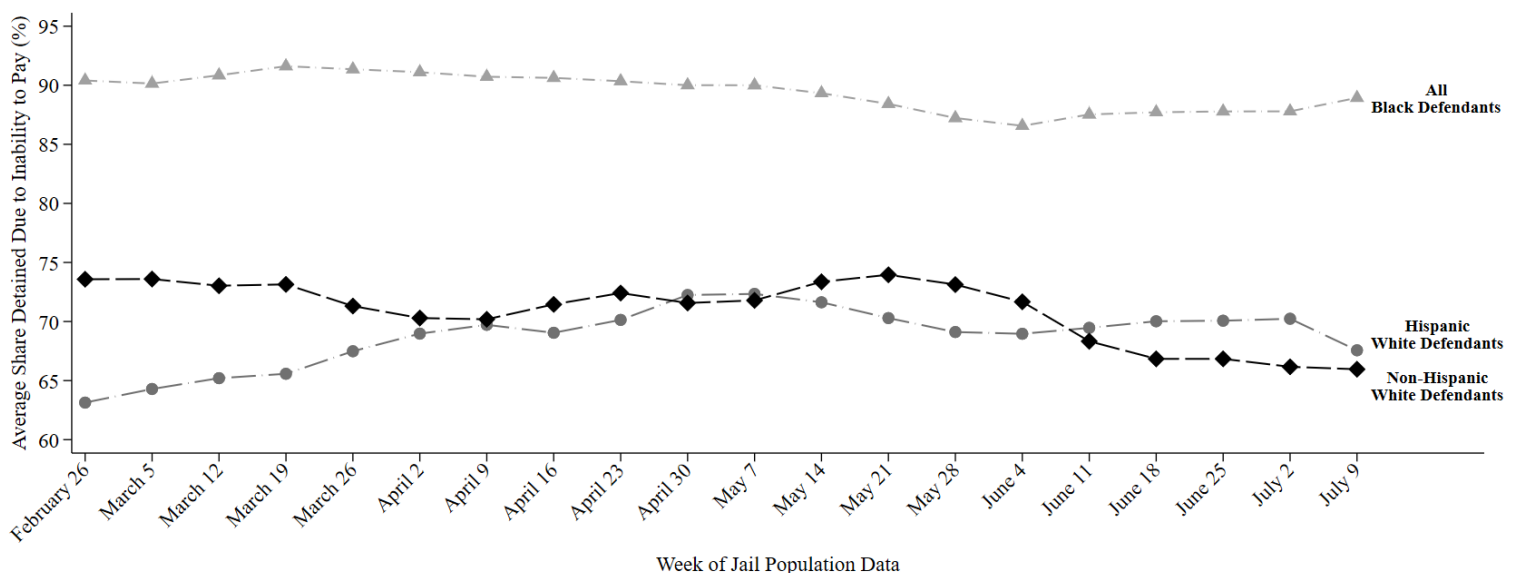
- **89% of Black defendants (150 out of 169)**
- **68% of Hispanic White defendants (82 out of 122)**
- **66% of non-Hispanic White defendants (49 out of 74)**

were detained per night based on inability to pay

Last week, among current pretrial jail inmates assigned to **Judge Franklin**, **89% of Black defendants (150 out of 169 on an average night)**, **68% of Hispanic White defendants (82 out of 122 on an average night)**, and **66% of non-Hispanic White defendants (49 out of 74 on an average night)** were detained in Harris County Jail because they couldn't afford money bail.

Judge Franklin's **racial difference in the share detained due to inability to pay for Black and Non-Hispanic White defendants** is among the **25% worst** in Harris County. Her **racial difference in the share detained due to inability to pay for Hispanic and Non-Hispanic White defendants** is among the **25% best** in Harris County.

## Track Judge Franklin's Share Detained Due to Inability to Pay



This report uses jail population data provided by Harris County. Share detained due to inability to pay represents the percent of current pretrial jail inmates assigned to this judge who were detained because they couldn't afford money bail.

# HARRIS COUNTY FELONY PRETRIAL DETENTION REPORT

*Brought to you by the Texas Center for Justice and Equity and researchers at Harvard University*

July 16, 2023 - July 22, 2023



## Ramona Franklin – 338<sup>th</sup> District Court

Among current pretrial jail inmates assigned to Judge Franklin:

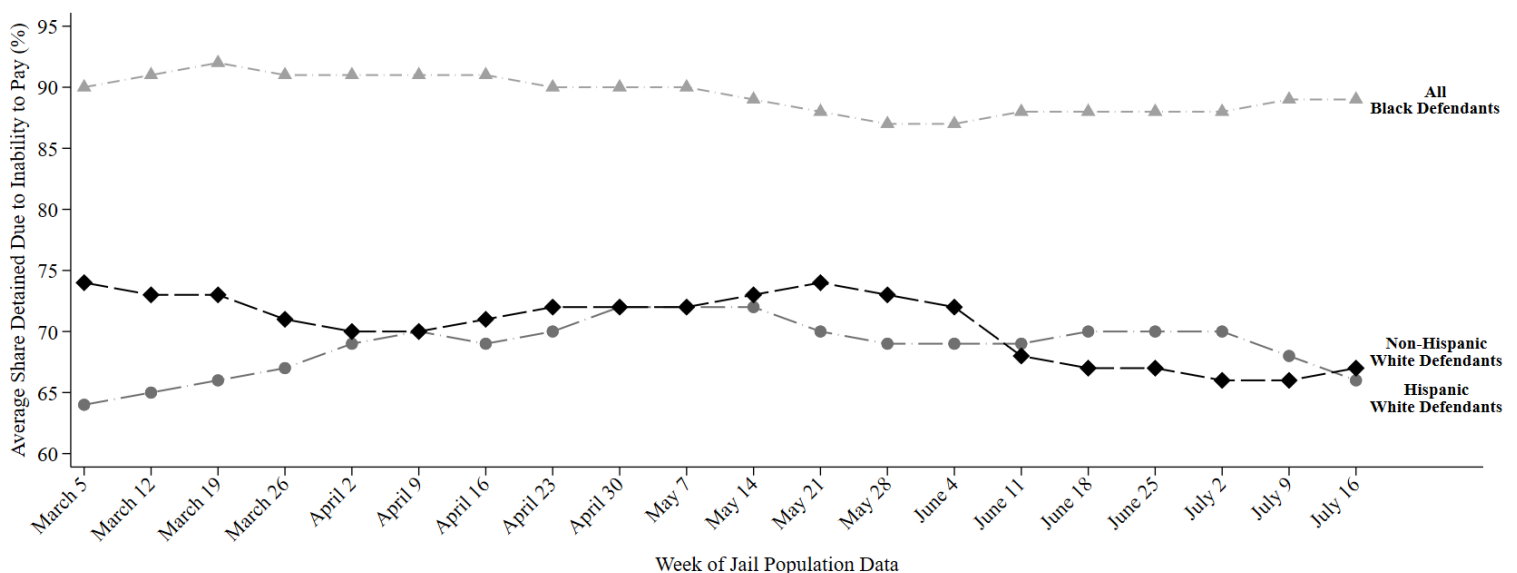
- **89% of Black defendants (154 out of 173)**
- **66% of Hispanic White defendants (83 out of 125)**
- **67% of Non-Hispanic White defendants (50 out of 75)**

were detained per night based on inability to pay

Last week, among current pretrial jail inmates assigned to **Judge Franklin**, **89% of Black defendants (154 out of 173 on an average night)**, **66% of Hispanic White defendants (83 out of 125 on an average night)**, and **67% of Non-Hispanic White defendants (50 out of 75 on an average night)** were detained in Harris County Jail because they couldn't afford money bail.

Judge Franklin's **racial difference in the share detained due to inability to pay for Black and Non-Hispanic White defendants** is among the **25% worst** in Harris County. Her **racial difference in the share detained due to inability to pay for Hispanic and Non-Hispanic White defendants** is among the **25% best** in Harris County.

## Track Judge Franklin's Share Detained Due to Inability to Pay



This report uses jail population data provided by Harris County. Share detained due to inability to pay represents the percent of current pretrial jail inmates assigned to this judge who were detained because they couldn't afford money bail.

# HARRIS COUNTY FELONY PRETRIAL DETENTION REPORT

*Brought to you by the Texas Center for Justice and Equity and researchers at Harvard University*

January 29, 2023 - February 4, 2023



## Nikita Harmon – 176<sup>th</sup> District Court

Among current pretrial jail inmates assigned to Judge Harmon:

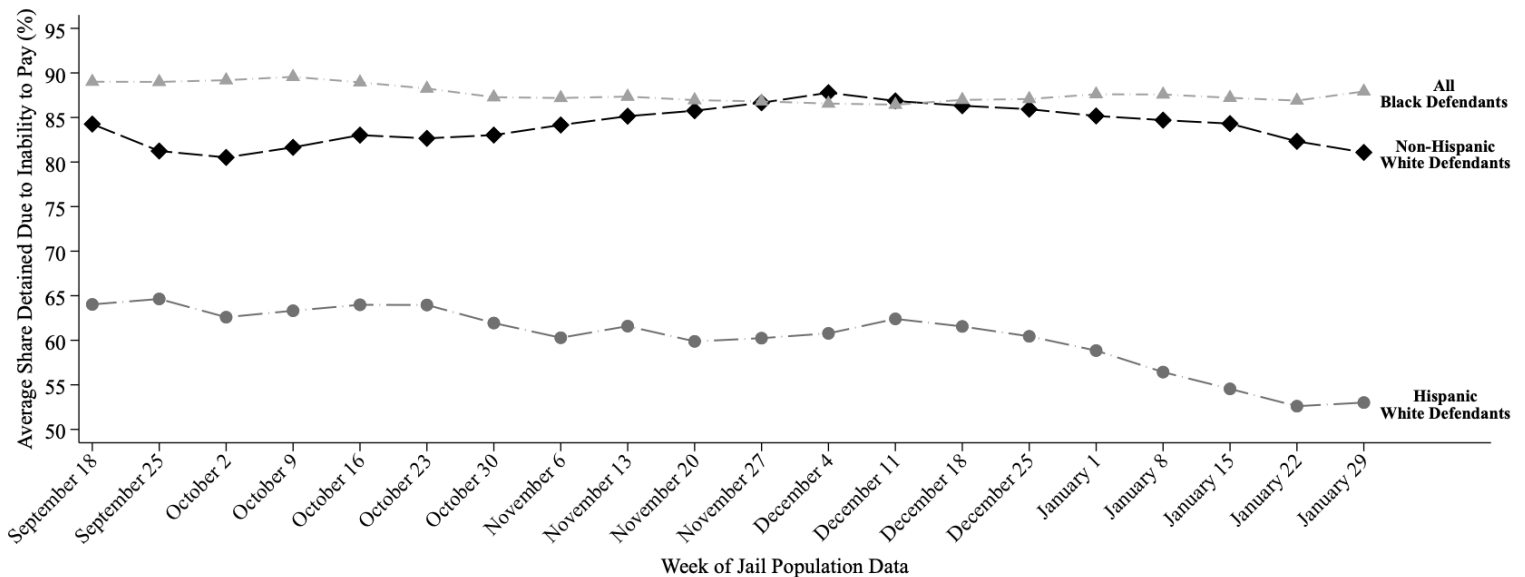
- **88% of Black defendants (200 out of 227)**
- **53% of Hispanic White defendants (45 out of 85)**
- **81% of non-Hispanic White defendants (64 out of 79)**

were detained per night based on inability to pay

Last week, among current pretrial jail inmates assigned to **Judge Harmon**, **88% of Black defendants (200 out of 227 on an average night)**, **53% of Hispanic White defendants (45 out of 85 on an average night)**, and **81% of non-Hispanic White defendants (64 out of 79 on an average night)** were detained in Harris County Jail because they couldn't afford money bail.

Judge Harmon's **racial difference in the share detained due to inability to pay for Black and Non-Hispanic White defendants** is among the **25% best** in Harris County. Her **racial difference in the share detained due to inability to pay for Hispanic and Non-Hispanic White defendants** is among the **25% worst** in Harris County.

### Track Judge Harmon's Share Detained Due to Inability to Pay



This report uses jail population data provided by Harris County. Share detained due to inability to pay represents the percent of current pretrial jail inmates assigned to this judge who were detained because they couldn't afford money bail.

# HARRIS COUNTY FELONY PRETRIAL DETENTION REPORT

*Brought to you by the Texas Center for Justice and Equity and researchers at Harvard University*

February 5, 2023 - February 11, 2023



## Nikita Harmon – 176<sup>th</sup> District Court

Among current pretrial jail inmates assigned to Judge Harmon:

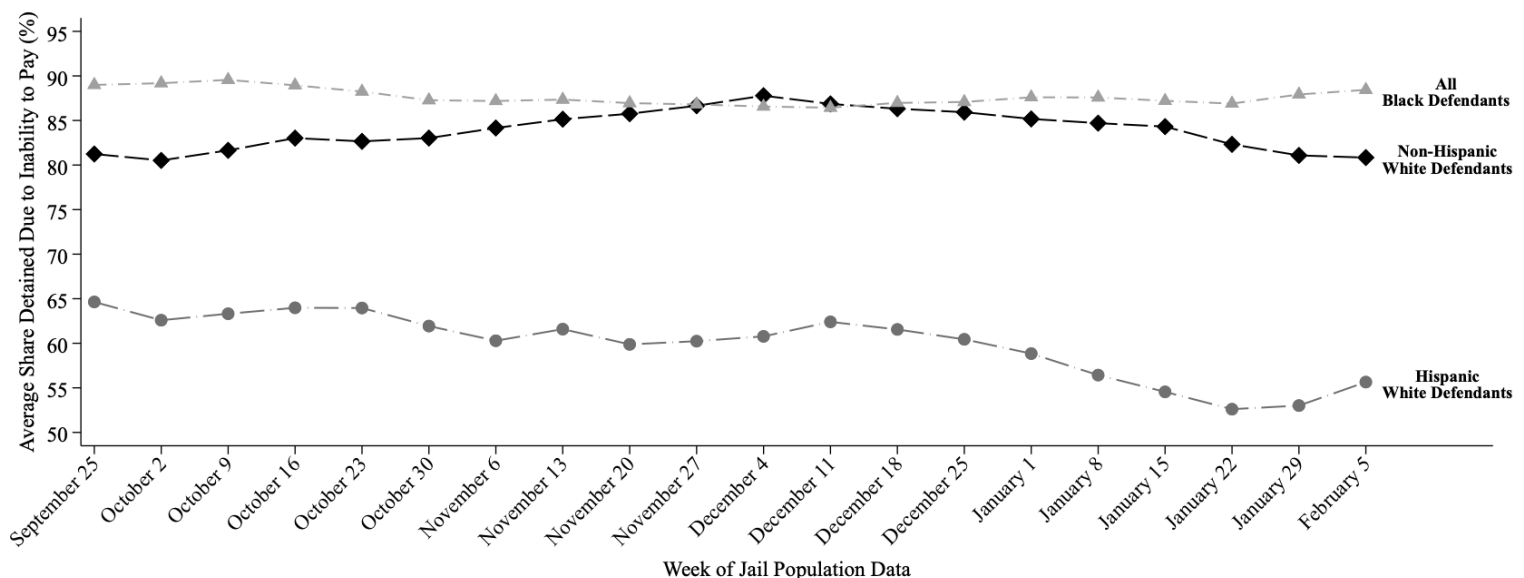
- **88% of Black defendants (199 out of 225)**
- **56% of Hispanic White defendants (49 out of 87)**
- **81% of non-Hispanic White defendants (63 out of 78)**

were detained per night based on inability to pay

Last week, among current pretrial jail inmates assigned to **Judge Harmon**, **88% of Black defendants (199 out of 225 on an average night)**, **56% of Hispanic White defendants (49 out of 87 on an average night)**, and **81% of non-Hispanic White defendants (63 out of 78 on an average night)** were detained in Harris County Jail because they couldn't afford money bail.

Judge Harmon's **racial difference in the share detained due to inability to pay for Black and Non-Hispanic White defendants** is among the **25% best** in Harris County. Her **racial difference in the share detained due to inability to pay for Hispanic and Non-Hispanic White defendants** is among the **25% worst** in Harris County.

## Track Judge Harmon's Share Detained Due to Inability to Pay



This report uses jail population data provided by Harris County. Share detained due to inability to pay represents the percent of current pretrial jail inmates assigned to this judge who were detained because they couldn't afford money bail.

# HARRIS COUNTY FELONY PRETRIAL DETENTION REPORT

*Brought to you by the Texas Center for Justice and Equity and researchers at Harvard University*

February 12, 2023 - February 18, 2023



## Nikita Harmon – 176<sup>th</sup> District Court

Among current pretrial jail inmates assigned to Judge Harmon:

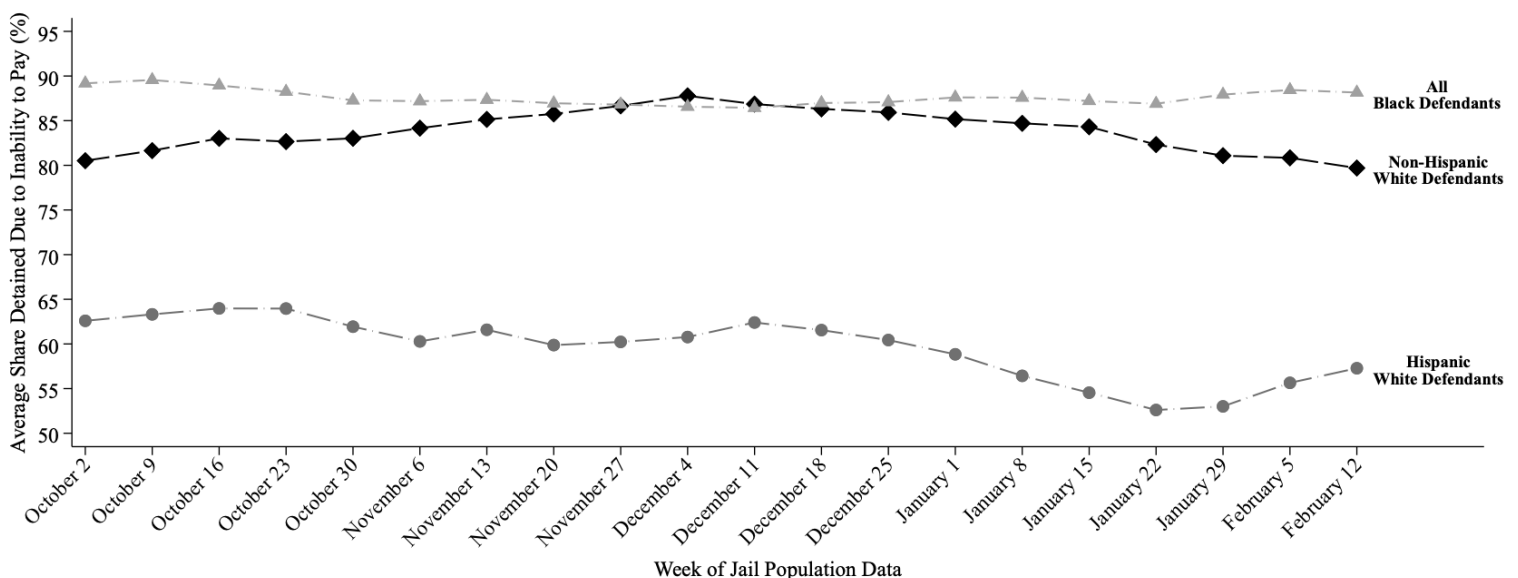
- **88% of Black defendants (200 out of 227)**
- **57% of Hispanic White defendants (49 out of 85)**
- **80% of non-Hispanic White defendants (61 out of 77)**

were detained per night based on inability to pay

Last week, among current pretrial jail inmates assigned to Judge Harmon, **88% of Black defendants (200 out of 227 on an average night)**, **57% of Hispanic White defendants (49 out of 85 on an average night)**, and **80% of non-Hispanic White defendants (61 out of 77 on an average night)** were detained in Harris County Jail because they couldn't afford money bail.

Judge Harmon's **racial difference in the share detained due to inability to pay for Black and Non-Hispanic White defendants** is among the **50% best** in Harris County. Her **racial difference in the share detained due to inability to pay for Hispanic and Non-Hispanic White defendants** is among the **25% worst** in Harris County.

## Track Judge Harmon's Share Detained Due to Inability to Pay



This report uses jail population data provided by Harris County. Share detained due to inability to pay represents the percent of current pretrial jail inmates assigned to this judge who were detained because they couldn't afford money bail.

# HARRIS COUNTY FELONY PRETRIAL DETENTION REPORT

*Brought to you by the Texas Center for Justice and Equity and researchers at Harvard University*

February 19, 2023 - February 25, 2023



## Nikita Harmon – 176<sup>th</sup> District Court

Among current pretrial jail inmates assigned to Judge Harmon:

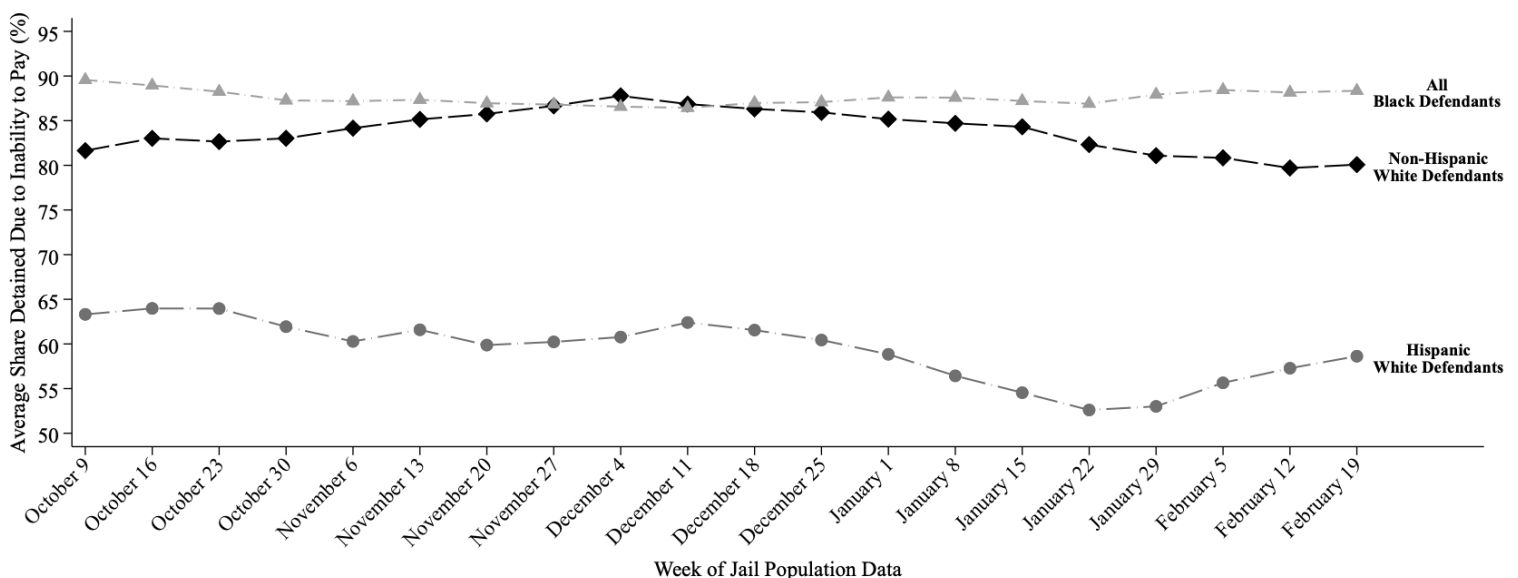
- **88% of Black defendants (198 out of 224)**
- **59% of Hispanic White defendants (50 out of 85)**
- **80% of non-Hispanic White defendants (62 out of 77)**

were detained per night based on inability to pay

Last week, among current pretrial jail inmates assigned to **Judge Harmon**, **88% of Black defendants (198 out of 224 on an average night)**, **59% of Hispanic White defendants (50 out of 85 on an average night)**, and **80% of non-Hispanic White defendants (62 out of 77 on an average night)** were detained in Harris County Jail because they couldn't afford money bail.

Judge Harmon's **racial difference in the share detained due to inability to pay for Black and Non-Hispanic White defendants** is among the **50% best** in Harris County. Her **racial difference in the share detained due to inability to pay for Hispanic and Non-Hispanic White defendants** is among the **25% worst** in Harris County.

## Track Judge Harmon's Share Detained Due to Inability to Pay



This report uses jail population data provided by Harris County. Share detained due to inability to pay represents the percent of current pretrial jail inmates assigned to this judge who were detained because they couldn't afford money bail.



# HARRIS COUNTY FELONY PRETRIAL DETENTION REPORT

*Brought to you by the Texas Center for Justice and Equity and researchers at Harvard University*

May 21, 2023 - May 27, 2023



## Nikita Harmon – 176<sup>th</sup> District Court

Among current pretrial jail inmates assigned to Judge Harmon:

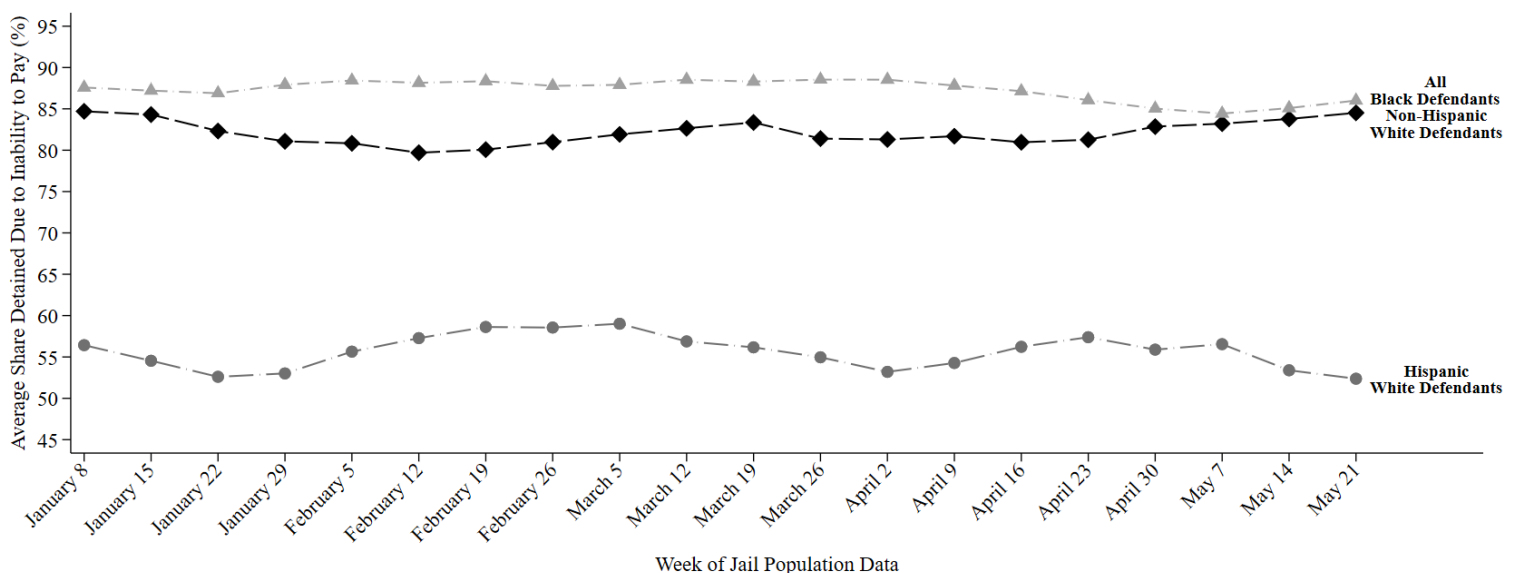
- **86% of Black defendants (172 out of 200)**
- **52% of Hispanic White defendants (44 out of 84)**
- **85% of non-Hispanic White defendants (71 out of 84)**

were detained per night based on inability to pay

Last week, among current pretrial jail inmates assigned to **Judge Harmon**, **86% of Black defendants (172 out of 200 on an average night)**, **52% of Hispanic White defendants (44 out of 84 on an average night)**, and **85% of non-Hispanic White defendants (71 out of 84 on an average night)** were detained in Harris County Jail because they couldn't afford money bail.

Judge Harmon's **racial difference in the share detained due to inability to pay for Black and Non-Hispanic White defendants** is among the **25% best** in Harris County. Her **racial difference in the share detained due to inability to pay for Hispanic and Non-Hispanic White defendants** is among the **25% worst** in Harris County.

## Track Judge Harmon's Share Detained Due to Inability to Pay



This report uses jail population data provided by Harris County. Share detained due to inability to pay represents the percent of current pretrial jail inmates assigned to this judge who were detained because they couldn't afford money bail.

# HARRIS COUNTY FELONY PRETRIAL DETENTION REPORT

*Brought to you by the Texas Center for Justice and Equity and researchers at Harvard University*

May 28, 2023 - June 3, 2023



## Nikita Harmon – 176<sup>th</sup> District Court

Among current pretrial jail inmates assigned to Judge Harmon:

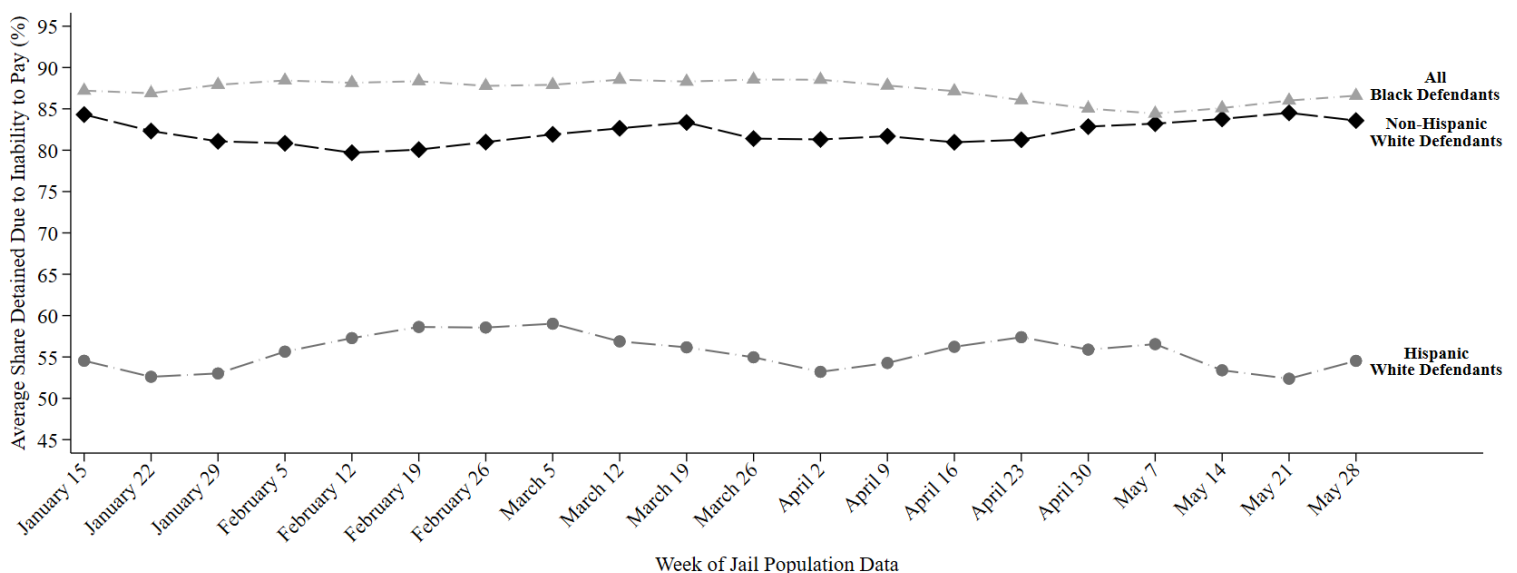
- **87% of Black defendants (177 out of 205)**
- **55% of Hispanic White defendants (48 out of 88)**
- **84% of non-Hispanic White defendants (69 out of 83)**

were detained per night based on inability to pay

Last week, among current pretrial jail inmates assigned to Judge Harmon, 87% of Black defendants (177 out of 205 on an average night), 55% of Hispanic White defendants (48 out of 88 on an average night), and 84% of non-Hispanic White defendants (69 out of 83 on an average night) were detained in Harris County Jail because they couldn't afford money bail.

Judge Harmon's racial difference in the share detained due to inability to pay for Black and Non-Hispanic White defendants is among the 25% best in Harris County. Her racial difference in the share detained due to inability to pay for Hispanic and Non-Hispanic White defendants is among the 25% worst in Harris County.

## Track Judge Harmon's Share Detained Due to Inability to Pay



This report uses jail population data provided by Harris County. Share detained due to inability to pay represents the percent of current pretrial jail inmates assigned to this judge who were detained because they couldn't afford money bail.

# HARRIS COUNTY FELONY PRETRIAL DETENTION REPORT

*Brought to you by the Texas Center for Justice and Equity and researchers at Harvard University*

July 9, 2023 - July 15, 2023



## Nikita Harmon – 176<sup>th</sup> District Court

Among current pretrial jail inmates assigned to Judge Harmon:

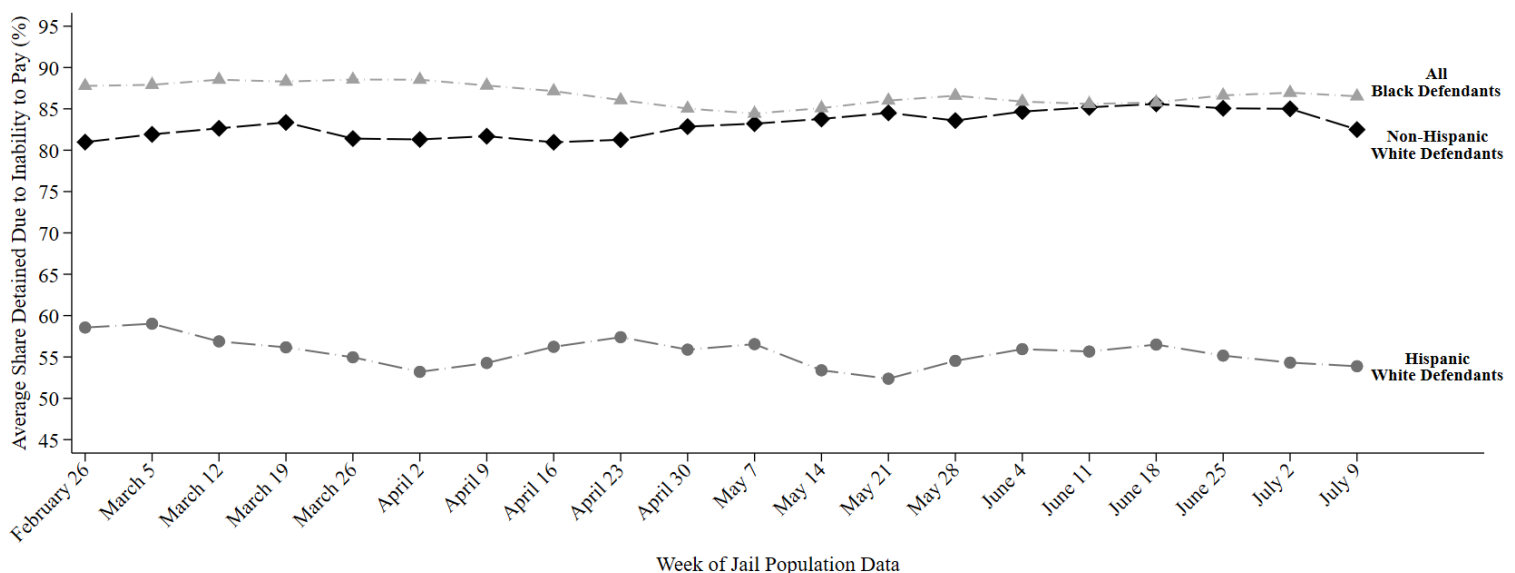
- **87% of Black defendants (195 out of 226)**
- **54% of Hispanic White defendants (48 out of 88)**
- **83% of non-Hispanic White defendants (61 out of 74)**

were detained per night based on inability to pay

Last week, among current pretrial jail inmates assigned to **Judge Harmon**, **87% of Black defendants (195 out of 226 on an average night)**, **54% of Hispanic White defendants (48 out of 88 on an average night)**, and **83% of non-Hispanic White defendants (61 out of 74 on an average night)** were detained in Harris County Jail because they couldn't afford money bail.

Judge Harmon's **racial difference in the share detained due to inability to pay for Black and Non-Hispanic White defendants** is among the **25% best** in Harris County. Her **racial difference in the share detained due to inability to pay for Hispanic and Non-Hispanic White defendants** is among the **25% worst** in Harris County.

## Track Judge Harmon's Share Detained Due to Inability to Pay



This report uses jail population data provided by Harris County. Share detained due to inability to pay represents the percent of current pretrial jail inmates assigned to this judge who were detained because they couldn't afford money bail.

# HARRIS COUNTY FELONY PRETRIAL DETENTION REPORT

*Brought to you by the Texas Center for Justice and Equity and researchers at Harvard University*

July 16, 2023 - July 22, 2023



## Nikita Harmon – 176<sup>th</sup> District Court

Among current pretrial jail inmates assigned to Judge Harmon:

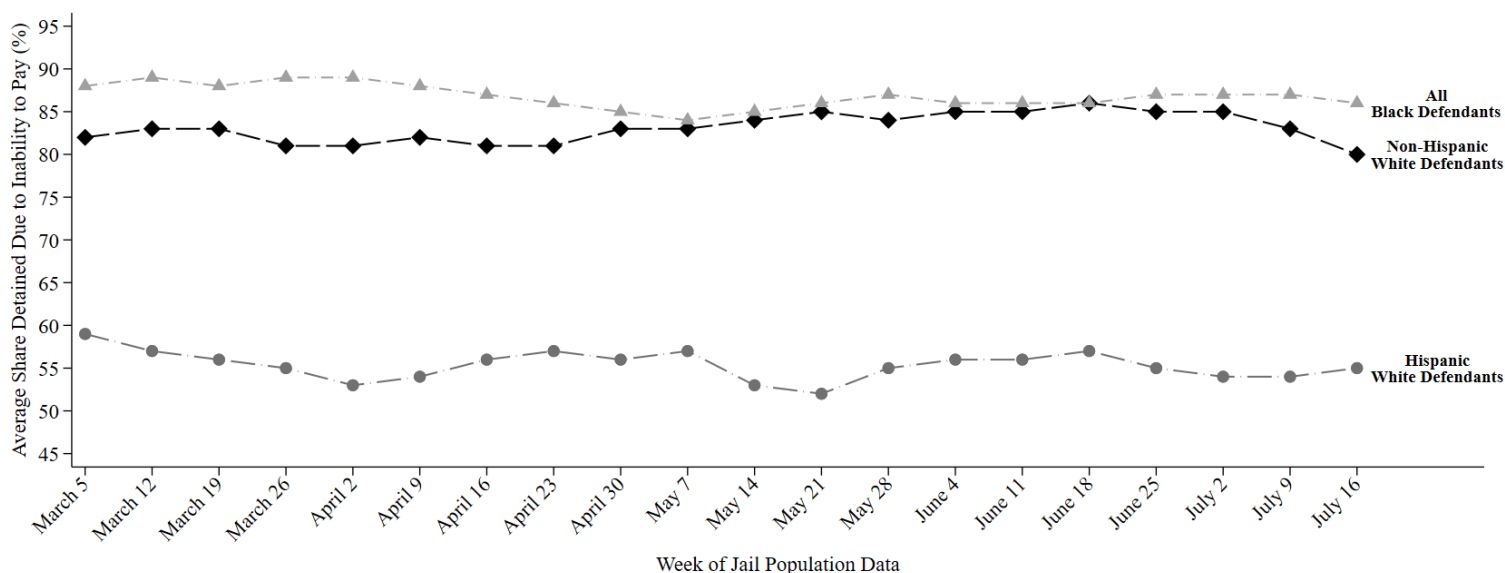
- **86% of Black defendants (190 out of 221)**
- **55% of Hispanic White defendants (48 out of 88)**
- **80% of Non-Hispanic White defendants (58 out of 72)**

were detained per night based on inability to pay

Last week, among current pretrial jail inmates assigned to **Judge Harmon**, **86% of Black defendants (190 out of 221 on an average night)**, **55% of Hispanic White defendants (48 out of 88 on an average night)**, and **80% of Non-Hispanic White defendants (58 out of 72 on an average night)** were detained in Harris County Jail because they couldn't afford money bail.

Judge Harmon's **racial difference in the share detained due to inability to pay for Black and Non-Hispanic White defendants** is among the **25% best** in Harris County. Her **racial difference in the share detained due to inability to pay for Hispanic and Non-Hispanic White defendants** is among the **50% worst** in Harris County.

## Track Judge Harmon's Share Detained Due to Inability to Pay



This report uses jail population data provided by Harris County. Share detained due to inability to pay represents the percent of current pretrial jail inmates assigned to this judge who were detained because they couldn't afford money bail.

# HARRIS COUNTY FELONY PRETRIAL DETENTION REPORT

*Brought to you by the Texas Center for Justice and Equity and researchers at Harvard University*

January 29, 2023 - February 4, 2023



## Josh Hill – 232<sup>nd</sup> District Court

Among current pretrial jail inmates assigned to Judge Hill:

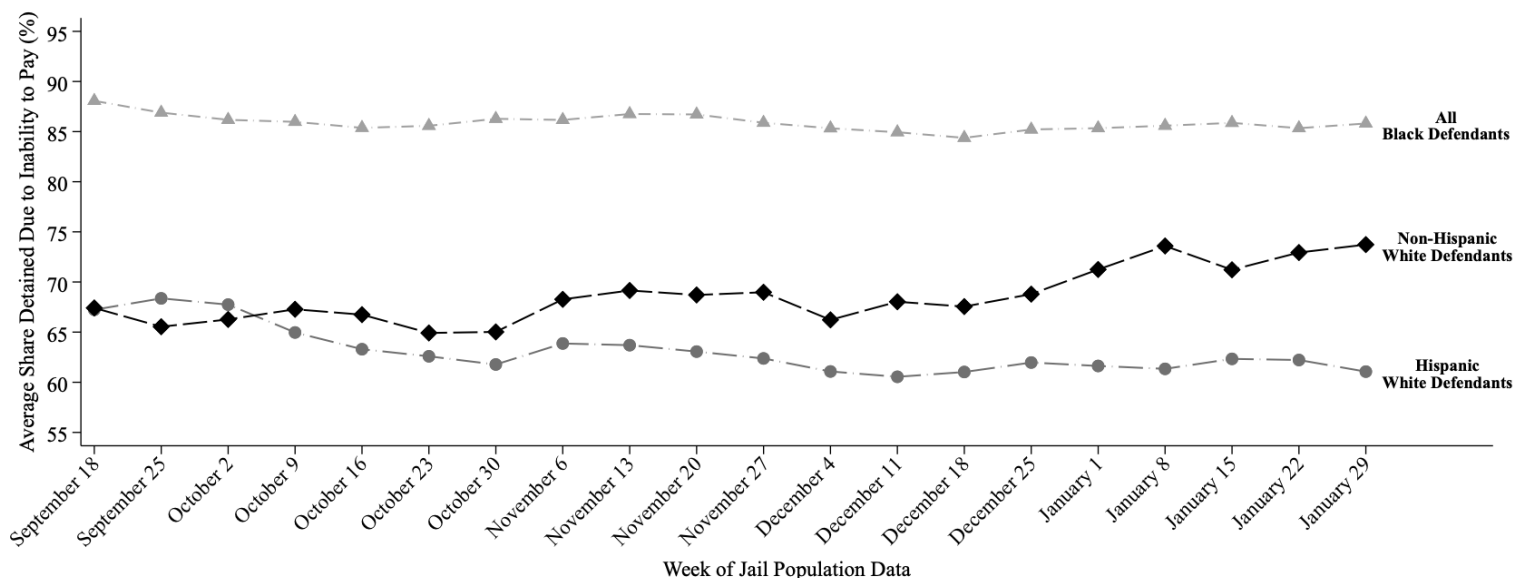
- **86% of Black defendants (124 out of 144)**
- **61% of Hispanic White defendants (52 out of 86)**
- **74% of non-Hispanic White defendants (48 out of 65)**

were detained per night based on inability to pay

Last week, among current pretrial jail inmates assigned to **Judge Hill**, **86% of Black defendants (124 out of 144 on an average night)**, **61% of Hispanic White defendants (52 out of 86 on an average night)**, and **74% of non-Hispanic White defendants (48 out of 65 on an average night)** were detained in Harris County Jail because they couldn't afford money bail.

Judge Hill's **racial difference in the share detained due to inability to pay for Black and Non-Hispanic White defendants** is among the **50% best** in Harris County. His **racial difference in the share detained due to inability to pay for Hispanic and Non-Hispanic White defendants** is among the **50% best** in Harris County.

## Track Judge Hill's Share Detained Due to Inability to Pay



This report uses jail population data provided by Harris County. Share detained due to inability to pay represents the percent of current pretrial jail inmates assigned to this judge who were detained because they couldn't afford money bail.

# HARRIS COUNTY FELONY PRETRIAL DETENTION REPORT

*Brought to you by the Texas Center for Justice and Equity and researchers at Harvard University*

February 5, 2023 - February 11, 2023



## Josh Hill – 232<sup>nd</sup> District Court

Among current pretrial jail inmates assigned to Judge Hill:

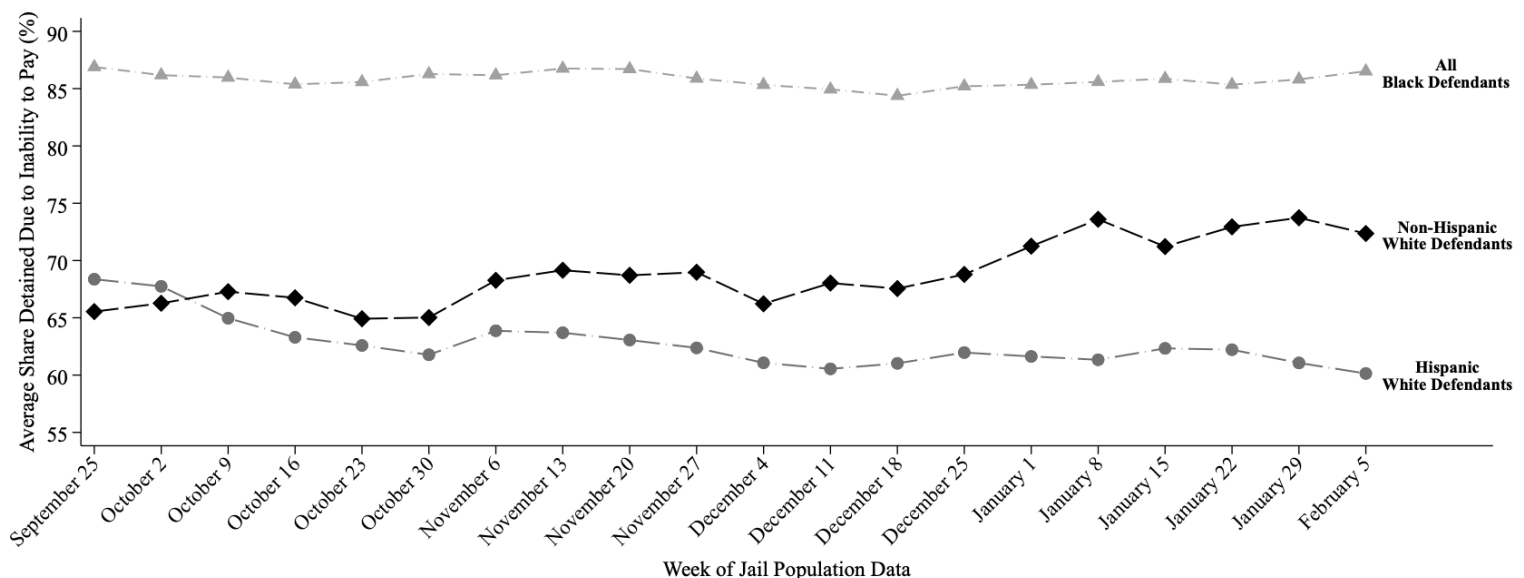
- **87% of Black defendants (123 out of 142)**
- **60% of Hispanic White defendants (47 out of 79)**
- **72% of non-Hispanic White defendants (46 out of 64)**

were detained per night based on inability to pay

Last week, among current pretrial jail inmates assigned to **Judge Hill**, **87% of Black defendants (123 out of 142 on an average night)**, **60% of Hispanic White defendants (47 out of 79 on an average night)**, and **72% of non-Hispanic White defendants (46 out of 64 on an average night)** were detained in Harris County Jail because they couldn't afford money bail.

Judge Hill's **racial difference in the share detained due to inability to pay for Black and Non-Hispanic White defendants** is among the **50% worst** in Harris County. His **racial difference in the share detained due to inability to pay for Hispanic and Non-Hispanic White defendants** is among the **50% best** in Harris County.

## Track Judge Hill's Share Detained Due to Inability to Pay



This report uses jail population data provided by Harris County. Share detained due to inability to pay represents the percent of current pretrial jail inmates assigned to this judge who were detained because they couldn't afford money bail.



# HARRIS COUNTY FELONY PRETRIAL DETENTION REPORT

*Brought to you by the Texas Center for Justice and Equity and researchers at Harvard University*

February 12, 2023 - February 18, 2023



## Josh Hill – 232<sup>nd</sup> District Court

Among current pretrial jail inmates assigned to Judge Hill:

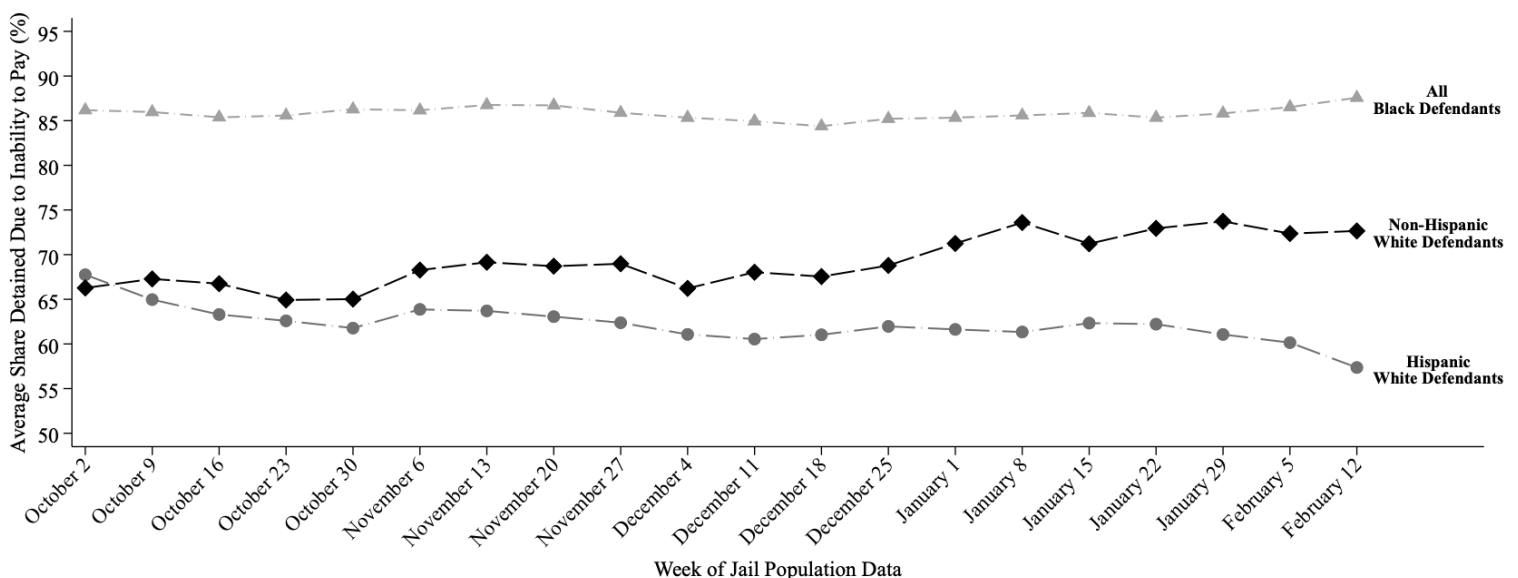
- **88% of Black defendants (122 out of 140)**
- **57% of Hispanic White defendants (44 out of 76)**
- **73% of non-Hispanic White defendants (44 out of 60)**

were detained per night based on inability to pay

Last week, among current pretrial jail inmates assigned to **Judge Hill**, **88% of Black defendants (122 out of 140 on an average night)**, **57% of Hispanic White defendants (44 out of 76 on an average night)**, and **73% of non-Hispanic White defendants (44 out of 60 on an average night)** were detained in Harris County Jail because they couldn't afford money bail.

Judge Hill's **racial difference in the share detained due to inability to pay for Black and Non-Hispanic White defendants** is among the **50% worst** in Harris County. His **racial difference in the share detained due to inability to pay for Hispanic and Non-Hispanic White defendants** is among the **50% worst** in Harris County.

## Track Judge Hill's Share Detained Due to Inability to Pay



This report uses jail population data provided by Harris County. Share detained due to inability to pay represents the percent of current pretrial jail inmates assigned to this judge who were detained because they couldn't afford money bail.

# HARRIS COUNTY FELONY PRETRIAL DETENTION REPORT

*Brought to you by the Texas Center for Justice and Equity and researchers at Harvard University*

February 19, 2023 - February 25, 2023



## Josh Hill – 232<sup>nd</sup> District Court

Among current pretrial jail inmates assigned to Judge Hill:

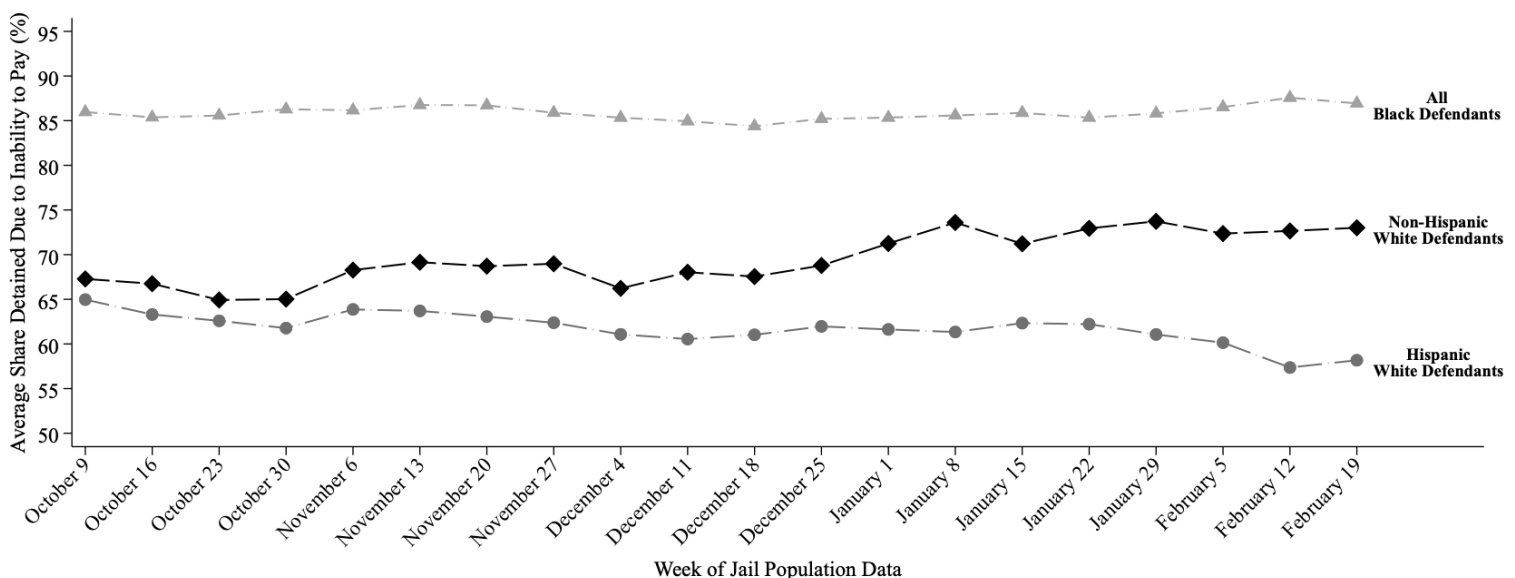
- **87% of Black defendants (121 out of 139)**
- **58% of Hispanic White defendants (44 out of 75)**
- **73% of non-Hispanic White defendants (43 out of 59)**

were detained per night based on inability to pay

Last week, among current pretrial jail inmates assigned to **Judge Hill**, **87% of Black defendants (121 out of 139 on an average night)**, **58% of Hispanic White defendants (44 out of 75 on an average night)**, and **73% of non-Hispanic White defendants (43 out of 59 on an average night)** were detained in Harris County Jail because they couldn't afford money bail.

Judge Hill's **racial difference in the share detained due to inability to pay for Black and Non-Hispanic White defendants** is among the **50% worst** in Harris County. His **racial difference in the share detained due to inability to pay for Hispanic and Non-Hispanic White defendants** is among the **50% worst** in Harris County.

## Track Judge Hill's Share Detained Due to Inability to Pay



This report uses jail population data provided by Harris County. Share detained due to inability to pay represents the percent of current pretrial jail inmates assigned to this judge who were detained because they couldn't afford money bail.

# HARRIS COUNTY FELONY PRETRIAL DETENTION REPORT

*Brought to you by the Texas Center for Justice and Equity and researchers at Harvard University*

May 21, 2023 - May 27, 2023



## Josh Hill – 232<sup>nd</sup> District Court

Among current pretrial jail inmates assigned to Judge Hill:

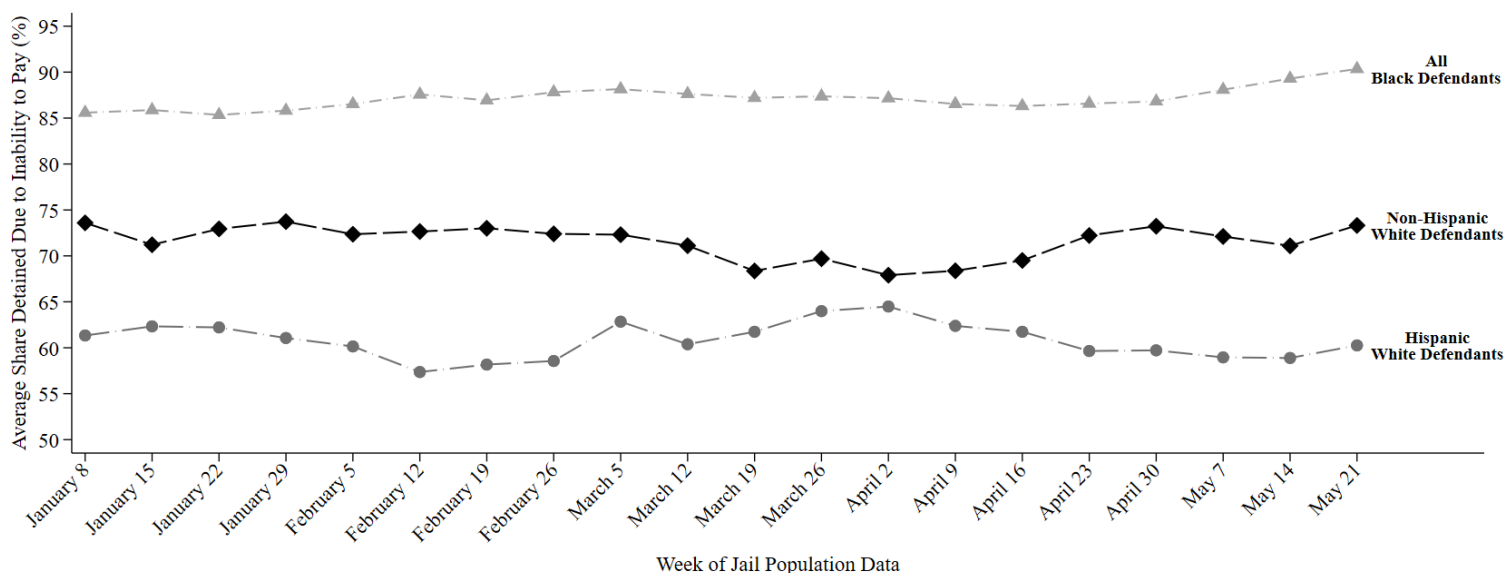
- **90% of Black defendants (122 out of 135)**
- **60% of Hispanic White defendants (46 out of 76)**
- **73% of non-Hispanic White defendants (50 out of 68)**

were detained per night based on inability to pay

Last week, among current pretrial jail inmates assigned to **Judge Hill**, **90% of Black defendants (122 out of 135 on an average night)**, **60% of Hispanic White defendants (46 out of 76 on an average night)**, and **73% of non-Hispanic White defendants (50 out of 68 on an average night)** were detained in Harris County Jail because they couldn't afford money bail.

Judge Hill's **racial difference in the share detained due to inability to pay for Black and Non-Hispanic White defendants** is among the **50% worst** in Harris County. His **racial difference in the share detained due to inability to pay for Hispanic and Non-Hispanic White defendants** is among the **50% best** in Harris County.

## Track Judge Hill's Share Detained Due to Inability to Pay



This report uses jail population data provided by Harris County. Share detained due to inability to pay represents the percent of current pretrial jail inmates assigned to this judge who were detained because they couldn't afford money bail.

# HARRIS COUNTY FELONY PRETRIAL DETENTION REPORT

*Brought to you by the Texas Center for Justice and Equity and researchers at Harvard University*

May 28, 2023 - June 3, 2023



## Josh Hill – 232<sup>nd</sup> District Court

Among current pretrial jail inmates assigned to Judge Hill:

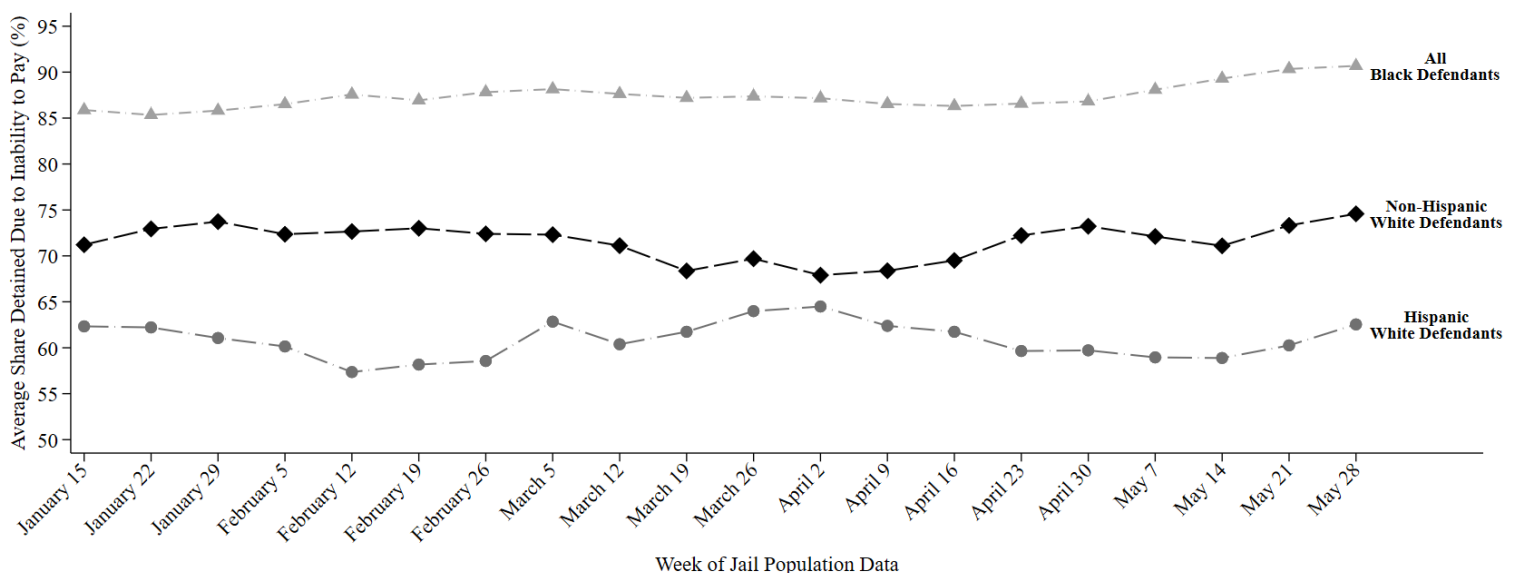
- **91% of Black defendants (122 out of 135)**
- **63% of Hispanic White defendants (49 out of 79)**
- **75% of non-Hispanic White defendants (51 out of 68)**

were detained per night based on inability to pay

Last week, among current pretrial jail inmates assigned to **Judge Hill**, **91% of Black defendants (122 out of 135 on an average night)**, **63% of Hispanic White defendants (49 out of 79 on an average night)**, and **75% of non-Hispanic White defendants (51 out of 68 on an average night)** were detained in Harris County Jail because they couldn't afford money bail.

Judge Hill's **racial difference in the share detained due to inability to pay for Black and Non-Hispanic White defendants** is among the **25% worst** in Harris County. His **racial difference in the share detained due to inability to pay for Hispanic and Non-Hispanic White defendants** is among the **50% best** in Harris County.

## Track Judge Hill's Share Detained Due to Inability to Pay



This report uses jail population data provided by Harris County. Share detained due to inability to pay represents the percent of current pretrial jail inmates assigned to this judge who were detained because they couldn't afford money bail.

# HARRIS COUNTY FELONY PRETRIAL DETENTION REPORT

*Brought to you by the Texas Center for Justice and Equity and researchers at Harvard University*

July 2, 2023 - July 8, 2023



## Josh Hill – 232<sup>nd</sup> District Court

Among current pretrial jail inmates assigned to Judge Hill:

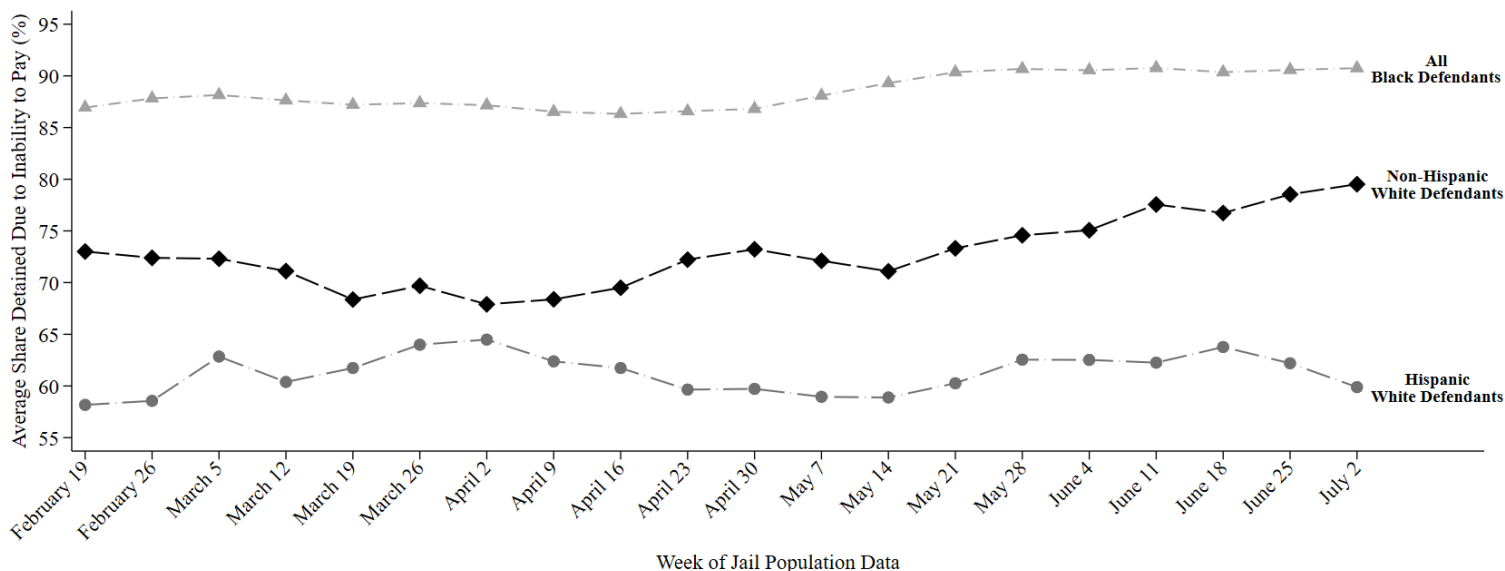
- **91% of Black defendants (118 out of 130)**
- **60% of Hispanic White defendants (48 out of 79)**
- **80% of non-Hispanic White defendants (52 out of 66)**

were detained per night based on inability to pay

Last week, among current pretrial jail inmates assigned to **Judge Hill**, **91% of Black defendants (118 out of 130 on an average night)**, **60% of Hispanic White defendants (48 out of 79 on an average night)**, and **80% of non-Hispanic White defendants (52 out of 66 on an average night)** were detained in Harris County Jail because they couldn't afford money bail.

Judge Hill's **racial difference in the share detained due to inability to pay for Black and Non-Hispanic White defendants** is among the **50% best** in Harris County. His **racial difference in the share detained due to inability to pay for Hispanic and Non-Hispanic White defendants** is among the **50% worst** in Harris County.

## Track Judge Hill's Share Detained Due to Inability to Pay



This report uses jail population data provided by Harris County. Share detained due to inability to pay represents the percent of current pretrial jail inmates assigned to this judge who were detained because they couldn't afford money bail.

# HARRIS COUNTY FELONY PRETRIAL DETENTION REPORT

*Brought to you by the Texas Center for Justice and Equity and researchers at Harvard University*

July 9, 2023 - July 15, 2023



## Josh Hill – 232<sup>nd</sup> District Court

Among current pretrial jail inmates assigned to Judge Hill:

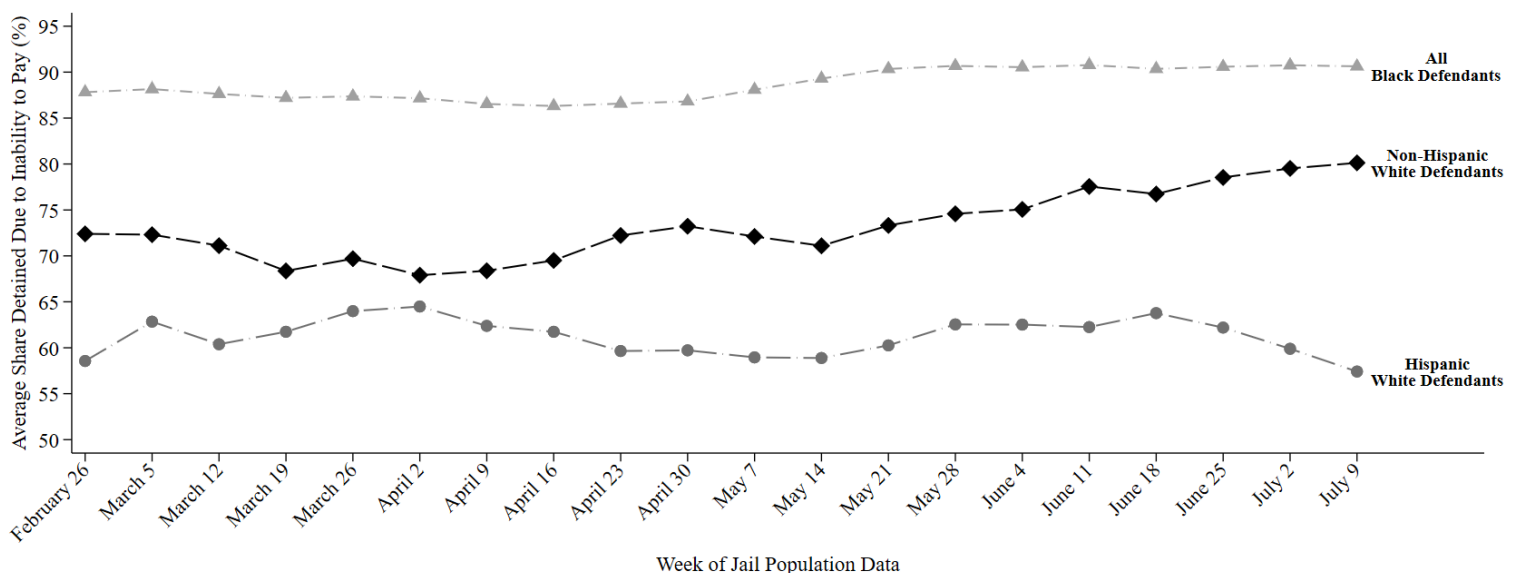
- **91% of Black defendants (113 out of 125)**
- **57% of Hispanic White defendants (47 out of 82)**
- **80% of non-Hispanic White defendants (54 out of 67)**

were detained per night based on inability to pay

Last week, among current pretrial jail inmates assigned to **Judge Hill**, **91% of Black defendants (113 out of 125 on an average night)**, **57% of Hispanic White defendants (47 out of 82 on an average night)**, and **80% of non-Hispanic White defendants (54 out of 67 on an average night)** were detained in Harris County Jail because they couldn't afford money bail.

Judge Hill's **racial difference in the share detained due to inability to pay for Black and Non-Hispanic White defendants** is among the **50% best** in Harris County. His **racial difference in the share detained due to inability to pay for Hispanic and Non-Hispanic White defendants** is among the **50% worst** in Harris County.

## Track Judge Hill's Share Detained Due to Inability to Pay



This report uses jail population data provided by Harris County. Share detained due to inability to pay represents the percent of current pretrial jail inmates assigned to this judge who were detained because they couldn't afford money bail.



# HARRIS COUNTY FELONY PRETRIAL DETENTION REPORT

*Brought to you by the Texas Center for Justice and Equity and researchers at Harvard University*

July 16, 2023 - July 22, 2023



## Josh Hill – 232<sup>nd</sup> District Court

Among current pretrial jail inmates assigned to Judge Hill:

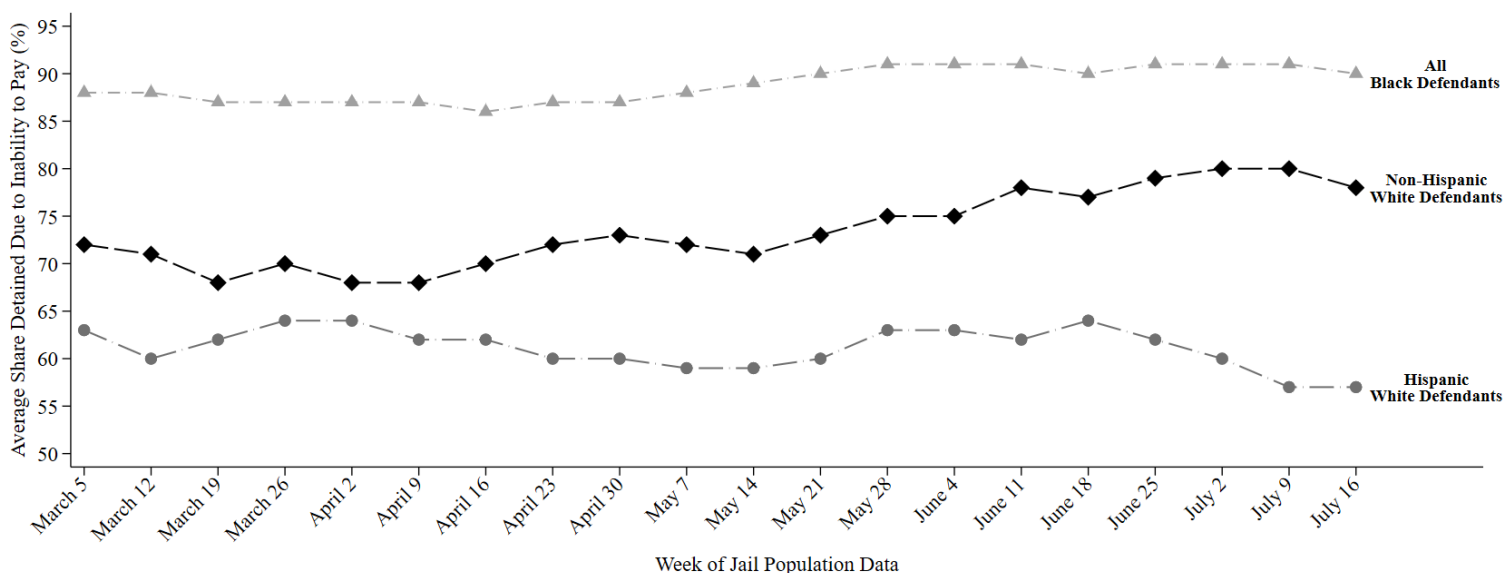
- **90% of Black defendants (108 out of 120)**
- **57% of Hispanic White defendants (48 out of 84)**
- **78% of Non-Hispanic White defendants (52 out of 67)**

were detained per night based on inability to pay

Last week, among current pretrial jail inmates assigned to **Judge Hill**, **90% of Black defendants (108 out of 120 on an average night)**, **57% of Hispanic White defendants (48 out of 84 on an average night)**, and **78% of Non-Hispanic White defendants (52 out of 67 on an average night)** were detained in Harris County Jail because they couldn't afford money bail.

Judge Hill's **racial difference in the share detained due to inability to pay for Black and Non-Hispanic White defendants** is among the **50% best** in Harris County. His **racial difference in the share detained due to inability to pay for Hispanic and Non-Hispanic White defendants** is among the **50% best** in Harris County.

## Track Judge Hill's Share Detained Due to Inability to Pay



This report uses jail population data provided by Harris County. Share detained due to inability to pay represents the percent of current pretrial jail inmates assigned to this judge who were detained because they couldn't afford money bail.

# HARRIS COUNTY FELONY PRETRIAL DETENTION REPORT

*Brought to you by the Texas Center for Justice and Equity and researchers at Harvard University*

January 1, 2023 - January 7, 2023



## Ana Martinez – 179<sup>th</sup> District Court

Among current pretrial jail inmates assigned to Judge Martinez:

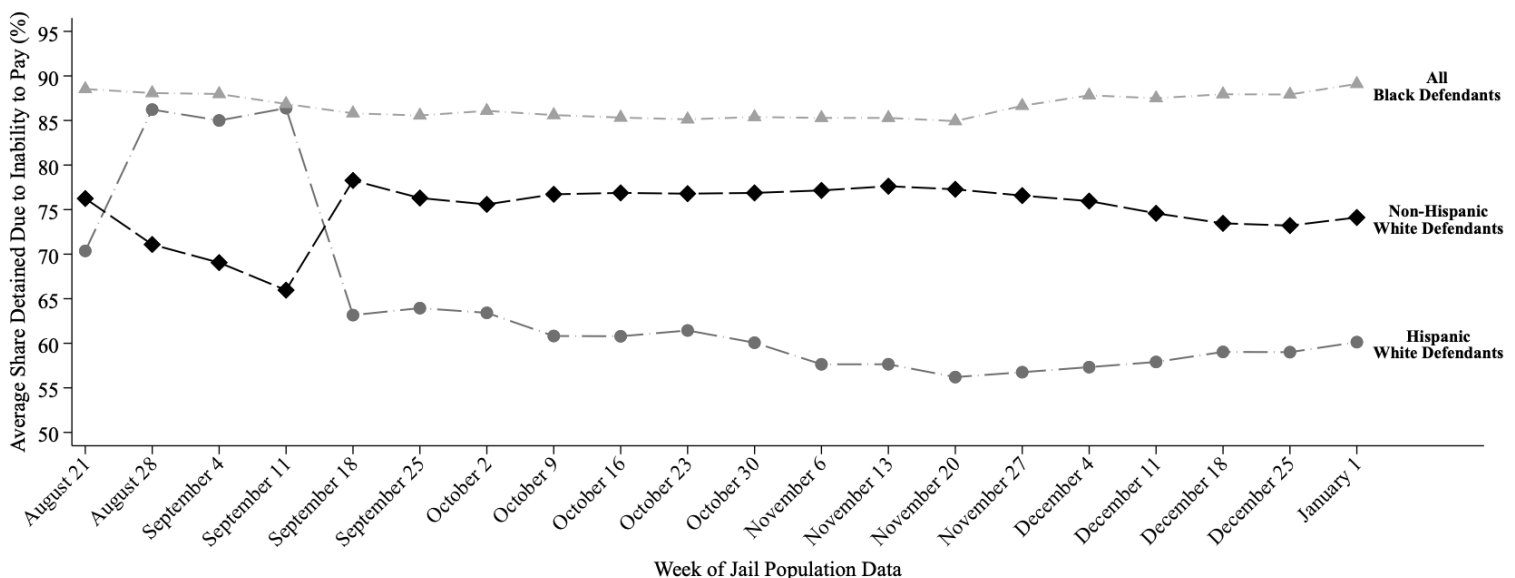
- **89% of Black defendants (118 out of 132)**
- **60% of Hispanic White defendants (53 out of 89)**
- **74% of non-Hispanic White defendants (45 out of 61)**

were detained per night based on inability to pay

Last week, among current pretrial jail inmates assigned to Judge Martinez, 89% of Black defendants (118 out of 132 on an average night), 60% of Hispanic White defendants (53 out of 89 on an average night), and 74% of non-Hispanic White defendants (45 out of 61 on an average night) were detained in Harris County Jail because they couldn't afford money bail.

Judge Martinez's racial difference in the share detained due to inability to pay for Black and Non-Hispanic White defendants is among the 50% worst in Harris County. Her racial difference in the share detained due to inability to pay for Hispanic and Non-Hispanic White defendants is among the 50% worst in Harris County.

### Track Judge Martinez's Share Detained Due to Inability to Pay



This report uses jail population data provided by Harris County. Share detained due to inability to pay represents the percent of current pretrial jail inmates assigned to this judge who were detained because they couldn't afford money bail.

# HARRIS COUNTY FELONY PRETRIAL DETENTION REPORT

*Brought to you by the Texas Center for Justice and Equity and researchers at Harvard University*

January 8, 2023 - January 14, 2023



## Ana Martinez – 179<sup>th</sup> District Court

Among current pretrial jail inmates assigned to Judge Martinez:

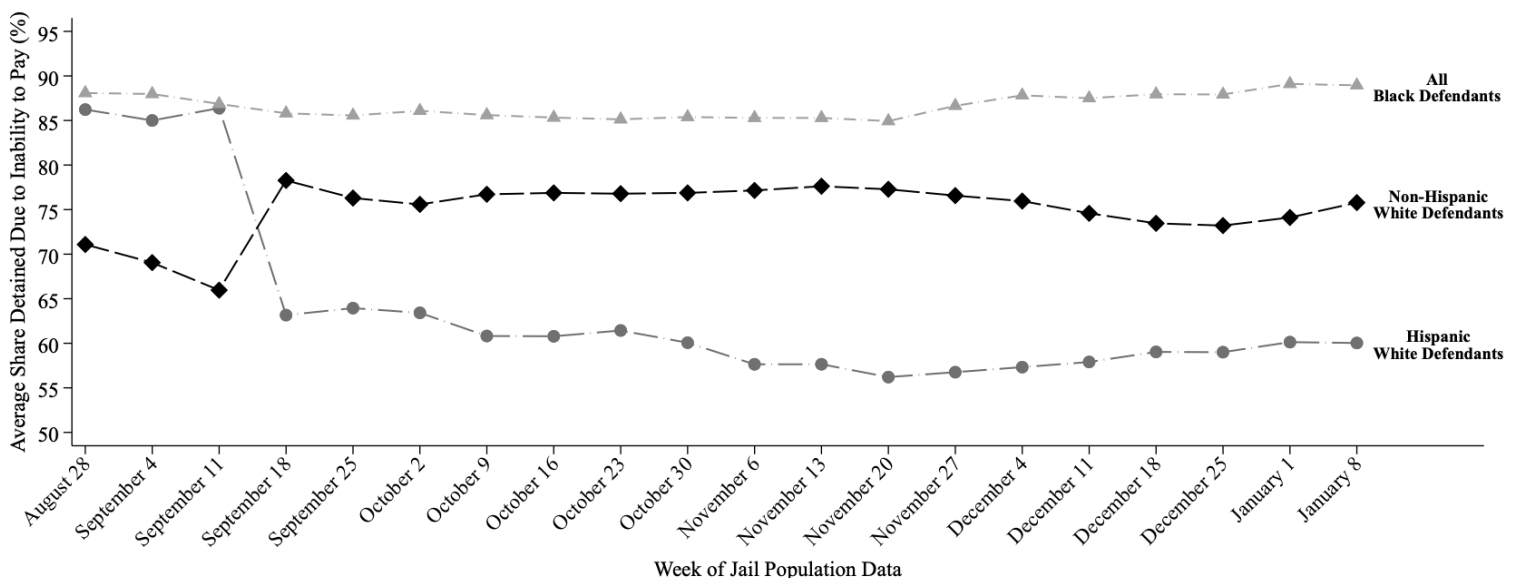
- **89% of Black defendants (122 out of 137)**
- **60% of Hispanic White defendants (50 out of 84)**
- **76% of non-Hispanic White defendants (48 out of 64)**

were detained per night based on inability to pay

Last week, among current pretrial jail inmates assigned to Judge Martinez, 89% of Black defendants (122 out of 137 on an average night), 60% of Hispanic White defendants (50 out of 84 on an average night), and 76% of non-Hispanic White defendants (48 out of 64 on an average night) were detained in Harris County Jail because they couldn't afford money bail.

Judge Martinez's racial difference in the share detained due to inability to pay for Black and Non-Hispanic White defendants is among the 50% worst in Harris County. Her racial difference in the share detained due to inability to pay for Hispanic and Non-Hispanic White defendants is among the 50% worst in Harris County.

### Track Judge Martinez's Share Detained Due to Inability to Pay



This report uses jail population data provided by Harris County. Share detained due to inability to pay represents the percent of current pretrial jail inmates assigned to this judge who were detained because they couldn't afford money bail.

# HARRIS COUNTY FELONY PRETRIAL DETENTION REPORT

Brought to you by the Texas Center for Justice and Equity and researchers at Harvard University

January 15, 2023 - January 21, 2023



## Ana Martinez – 179<sup>th</sup> District Court

Among current pretrial jail inmates assigned to Judge Martinez:

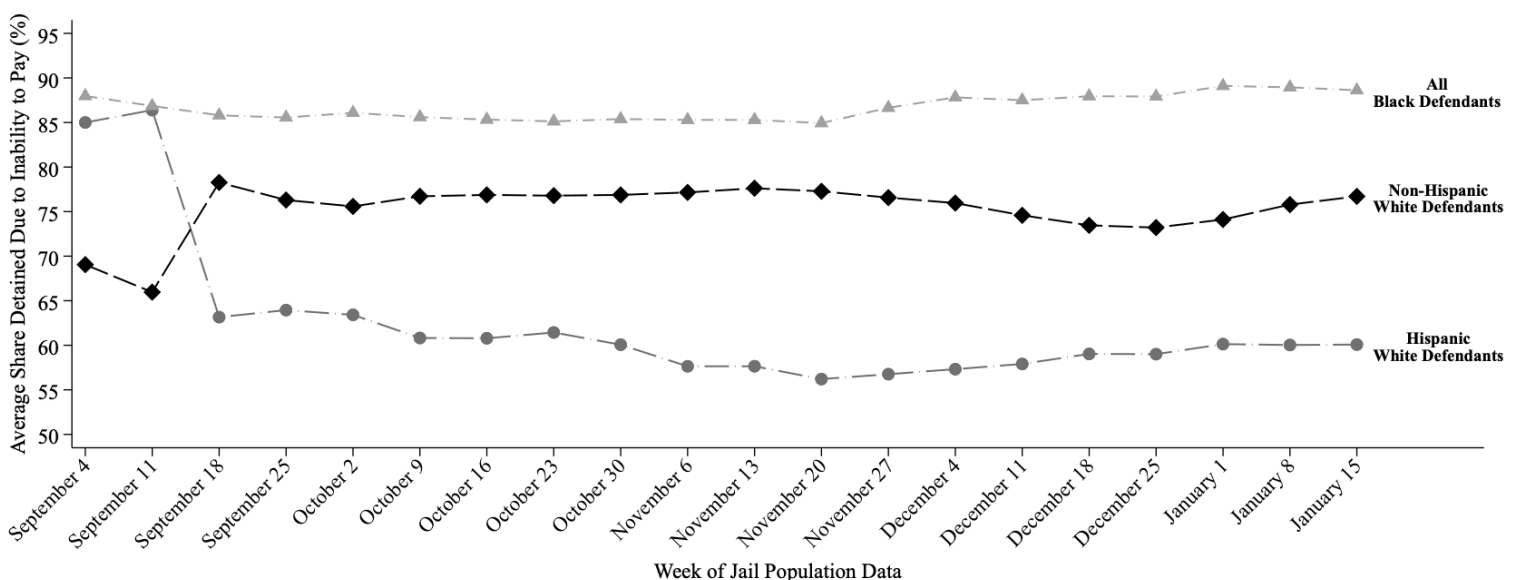
- **89% of Black defendants (124 out of 141)**
- **60% of Hispanic White defendants (50 out of 83)**
- **77% of non-Hispanic White defendants (51 out of 66)**

were detained per night based on inability to pay

Last week, among current pretrial jail inmates assigned to Judge Martinez, 89% of Black defendants (124 out of 141 on an average night), 60% of Hispanic White defendants (50 out of 83 on an average night), and 77% of non-Hispanic White defendants (51 out of 66 on an average night) were detained in Harris County Jail because they couldn't afford money bail.

Judge Martinez's racial difference in the share detained due to inability to pay for Black and Non-Hispanic White defendants is among the 50% best in Harris County. Her racial difference in the share detained due to inability to pay for Hispanic and Non-Hispanic White defendants is among the 50% worst in Harris County.

### Track Judge Martinez's Share Detained Due to Inability to Pay



This report uses jail population data provided by Harris County. Share detained due to inability to pay represents the percent of current pretrial jail inmates assigned to this judge who were detained because they couldn't afford money bail.

# HARRIS COUNTY FELONY PRETRIAL DETENTION REPORT

*Brought to you by the Texas Center for Justice and Equity and researchers at Harvard University*

January 22, 2023 - January 28, 2023



## Ana Martinez – 179<sup>th</sup> District Court

Among current pretrial jail inmates assigned to Judge Martinez:

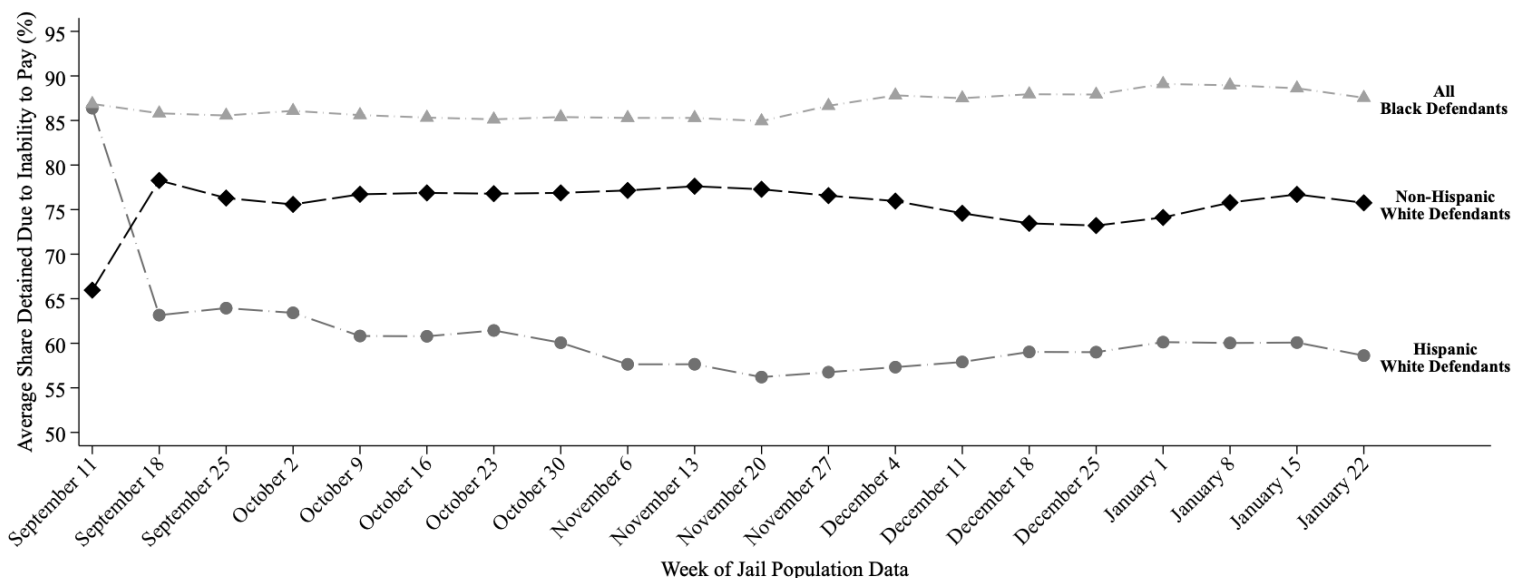
- **88% of Black defendants (122 out of 139)**
- **59% of Hispanic White defendants (49 out of 83)**
- **76% of non-Hispanic White defendants (50 out of 66)**

were detained per night based on inability to pay

Last week, among current pretrial jail inmates assigned to Judge Martinez, 88% of Black defendants (122 out of 139 on an average night), 59% of Hispanic White defendants (49 out of 83 on an average night), and 76% of non-Hispanic White defendants (50 out of 66 on an average night) were detained in Harris County Jail because they couldn't afford money bail.

Judge Martinez's racial difference in the share detained due to inability to pay for Black and Non-Hispanic White defendants is among the 50% best in Harris County. Her racial difference in the share detained due to inability to pay for Hispanic and Non-Hispanic White defendants is among the 50% worst in Harris County.

## Track Judge Martinez's Share Detained Due to Inability to Pay



This report uses jail population data provided by Harris County. Share detained due to inability to pay represents the percent of current pretrial jail inmates assigned to this judge who were detained because they couldn't afford money bail.

# HARRIS COUNTY FELONY PRETRIAL DETENTION REPORT

Brought to you by the Texas Center for Justice and Equity and researchers at Harvard University

February 5, 2023 - February 11, 2023



## Ana Martinez – 179<sup>th</sup> District Court

Among current pretrial jail inmates assigned to Judge Martinez:

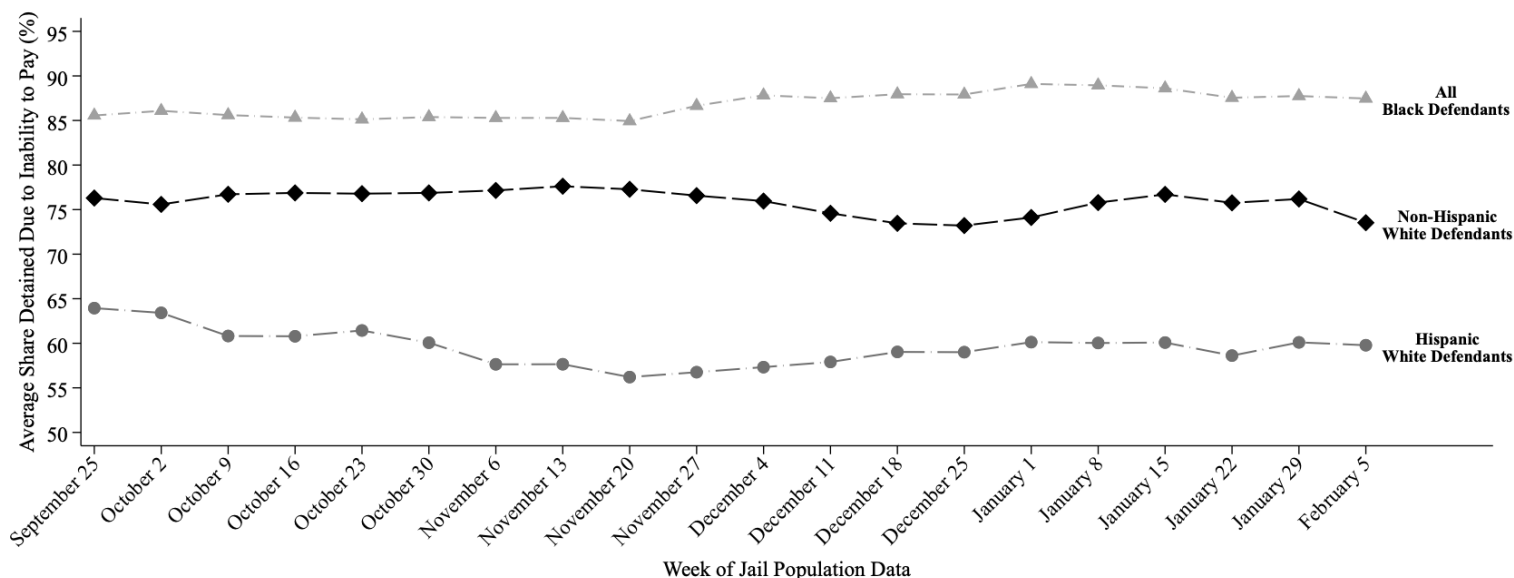
- **87% of Black defendants (133 out of 152)**
- **60% of Hispanic White defendants (48 out of 80)**
- **74% of non-Hispanic White defendants (50 out of 68)**

were detained per night based on inability to pay

Last week, among current pretrial jail inmates assigned to Judge Martinez, 87% of Black defendants (133 out of 152 on an average night), 60% of Hispanic White defendants (48 out of 80 on an average night), and 74% of non-Hispanic White defendants (50 out of 68 on an average night) were detained in Harris County Jail because they couldn't afford money bail.

Judge Martinez's racial difference in the share detained due to inability to pay for Black and Non-Hispanic White defendants is among the 50% worst in Harris County. Her racial difference in the share detained due to inability to pay for Hispanic and Non-Hispanic White defendants is among the 50% worst in Harris County.

### Track Judge Martinez's Share Detained Due to Inability to Pay



This report uses jail population data provided by Harris County. Share detained due to inability to pay represents the percent of current pretrial jail inmates assigned to this judge who were detained because they couldn't afford money bail.



# HARRIS COUNTY FELONY PRETRIAL DETENTION REPORT

Brought to you by the Texas Center for Justice and Equity and researchers at Harvard University

February 12, 2023 - February 18, 2023



## Ana Martinez – 179<sup>th</sup> District Court

Among current pretrial jail inmates assigned to Judge Martinez:

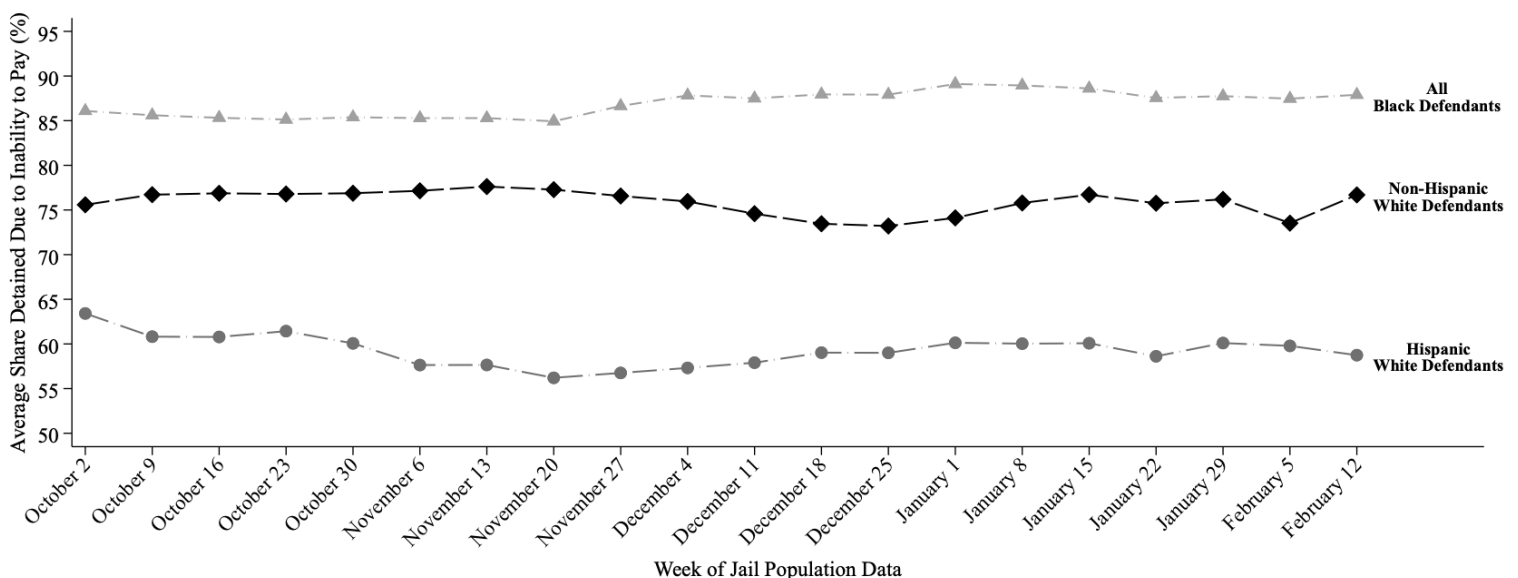
- **88% of Black defendants (133 out of 152)**
- **59% of Hispanic White defendants (45 out of 77)**
- **77% of non-Hispanic White defendants (51 out of 67)**

were detained per night based on inability to pay

Last week, among current pretrial jail inmates assigned to Judge Martinez, 88% of Black defendants (133 out of 152 on an average night), 59% of Hispanic White defendants (45 out of 77 on an average night), and 77% of non-Hispanic White defendants (51 out of 67 on an average night) were detained in Harris County Jail because they couldn't afford money bail.

Judge Martinez's racial difference in the share detained due to inability to pay for Black and Non-Hispanic White defendants is among the 50% best in Harris County. Her racial difference in the share detained due to inability to pay for Hispanic and Non-Hispanic White defendants is among the 50% worst in Harris County.

## Track Judge Martinez's Share Detained Due to Inability to Pay



This report uses jail population data provided by Harris County. Share detained due to inability to pay represents the percent of current pretrial jail inmates assigned to this judge who were detained because they couldn't afford money bail.

# HARRIS COUNTY FELONY PRETRIAL DETENTION REPORT

*Brought to you by the Texas Center for Justice and Equity and researchers at Harvard University*

February 19, 2023 - February 25, 2023



## Ana Martinez – 179<sup>th</sup> District Court

Among current pretrial jail inmates assigned to Judge Martinez:

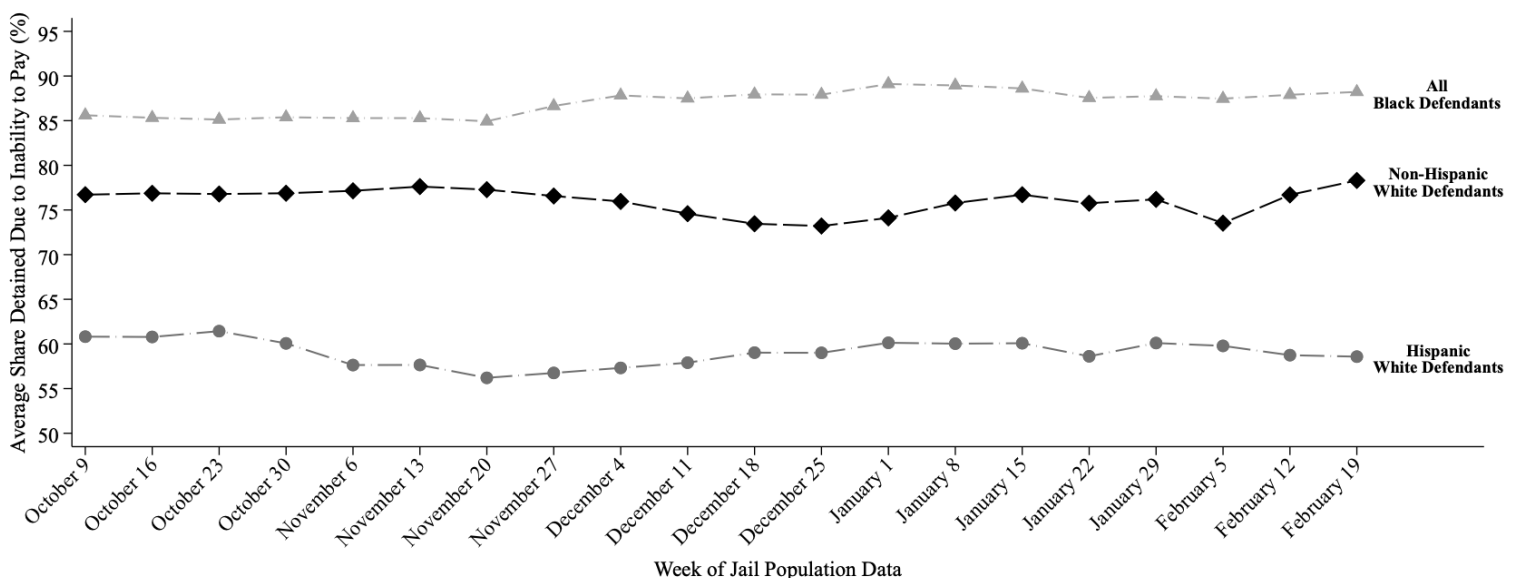
- **88% of Black defendants (132 out of 149)**
- **59% of Hispanic White defendants (45 out of 77)**
- **78% of non-Hispanic White defendants (52 out of 66)**

were detained per night based on inability to pay

Last week, among current pretrial jail inmates assigned to Judge Martinez, **88% of Black defendants (132 out of 149 on an average night)**, **59% of Hispanic White defendants (45 out of 77 on an average night)**, and **78% of non-Hispanic White defendants (52 out of 66 on an average night)** were detained in Harris County Jail because they couldn't afford money bail.

Judge Martinez's **racial difference in the share detained due to inability to pay for Black and Non-Hispanic White defendants** is among the **50% best** in Harris County. Her **racial difference in the share detained due to inability to pay for Hispanic and Non-Hispanic White defendants** is among the **50% worst** in Harris County.

## Track Judge Martinez's Share Detained Due to Inability to Pay



This report uses jail population data provided by Harris County. Share detained due to inability to pay represents the percent of current pretrial jail inmates assigned to this judge who were detained because they couldn't afford money bail.

# HARRIS COUNTY FELONY PRETRIAL DETENTION REPORT

*Brought to you by the Texas Center for Justice and Equity and researchers at Harvard University*

February 26, 2023 - March 4, 2023



## Ana Martinez – 179<sup>th</sup> District Court

Among current pretrial jail inmates assigned to Judge Martinez:

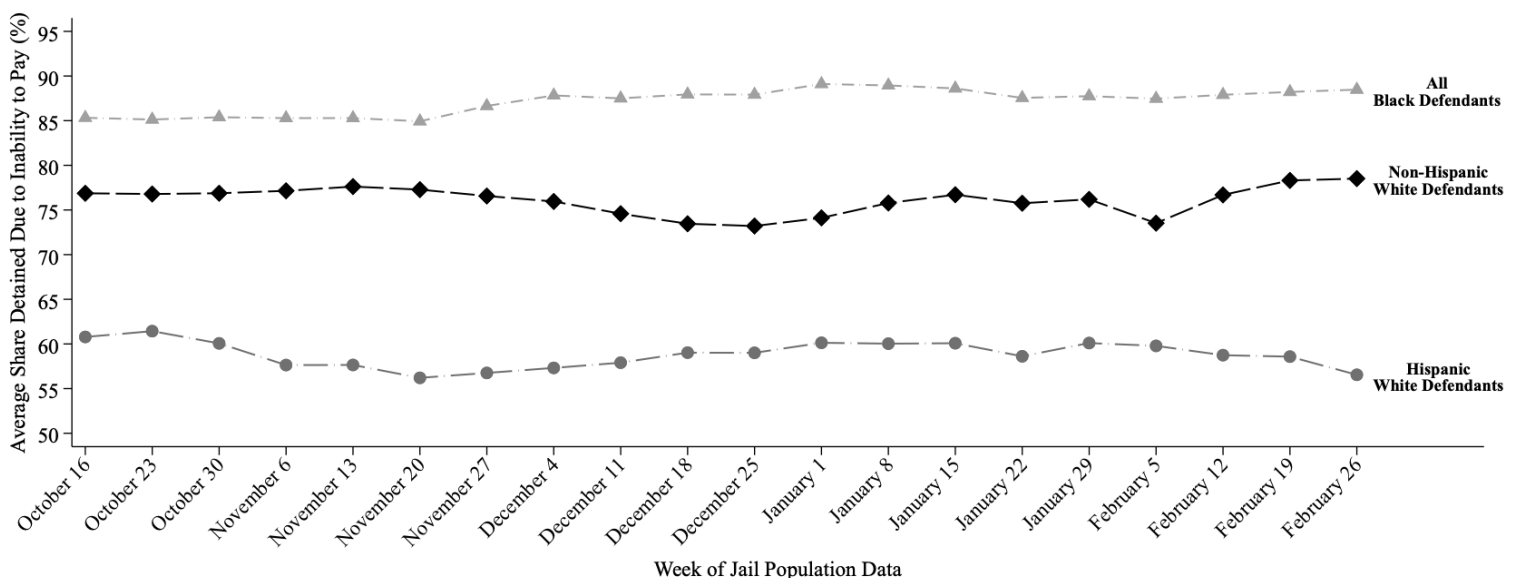
- **88% of Black defendants (131 out of 148)**
- **57% of Hispanic White defendants (44 out of 78)**
- **79% of non-Hispanic White defendants (50 out of 64)**

were detained per night based on inability to pay

Last week, among current pretrial jail inmates assigned to Judge Martinez, **88% of Black defendants (131 out of 148 on an average night)**, **57% of Hispanic White defendants (44 out of 78 on an average night)**, and **79% of non-Hispanic White defendants (50 out of 64 on an average night)** were detained in Harris County Jail because they couldn't afford money bail.

Judge Martinez's **racial difference in the share detained due to inability to pay for Black and Non-Hispanic White defendants** is among the **50% best** in Harris County. Her **racial difference in the share detained due to inability to pay for Hispanic and Non-Hispanic White defendants** is among the **25% worst** in Harris County.

## Track Judge Martinez's Share Detained Due to Inability to Pay



This report uses jail population data provided by Harris County. Share detained due to inability to pay represents the percent of current pretrial jail inmates assigned to this judge who were detained because they couldn't afford money bail.

# HARRIS COUNTY FELONY PRETRIAL DETENTION REPORT

Brought to you by the Texas Center for Justice and Equity and researchers at Harvard University

April 16, 2023 - April 22, 2023



## Ana Martinez – 179<sup>th</sup> District Court

Among current pretrial jail inmates assigned to Judge Martinez:

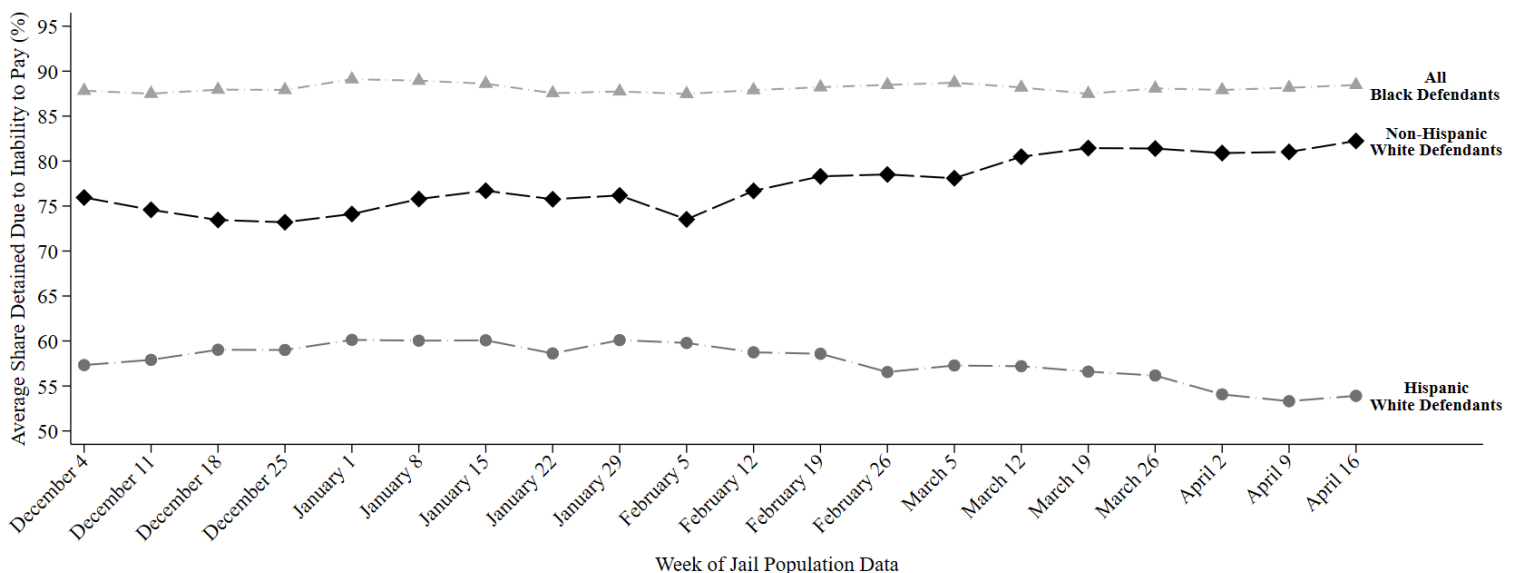
- **88% of Black defendants (131 out of 149)**
- **54% of Hispanic White defendants (41 out of 77)**
- **82% of non-Hispanic White defendants (61 out of 74)**

were detained per night based on inability to pay

Last week, among current pretrial jail inmates assigned to Judge Martinez, **88% of Black defendants (131 out of 149 on an average night)**, **54% of Hispanic White defendants (41 out of 77 on an average night)**, and **82% of non-Hispanic White defendants (61 out of 74 on an average night)** were detained in Harris County Jail because they couldn't afford money bail.

Judge Martinez's **racial difference in the share detained due to inability to pay for Black and Non-Hispanic White defendants** is among the **25% best** in Harris County. Her **racial difference in the share detained due to inability to pay for Hispanic and Non-Hispanic White defendants** is among the **25% worst** in Harris County.

## Track Judge Martinez's Share Detained Due to Inability to Pay



This report uses jail population data provided by Harris County. Share detained due to inability to pay represents the percent of current pretrial jail inmates assigned to this judge who were detained because they couldn't afford money bail.

# HARRIS COUNTY FELONY PRETRIAL DETENTION REPORT

*Brought to you by the Texas Center for Justice and Equity and researchers at Harvard University*

April 30, 2023 - May 6, 2023



## Ana Martinez – 179<sup>th</sup> District Court

Among current pretrial jail inmates assigned to Judge Martinez:

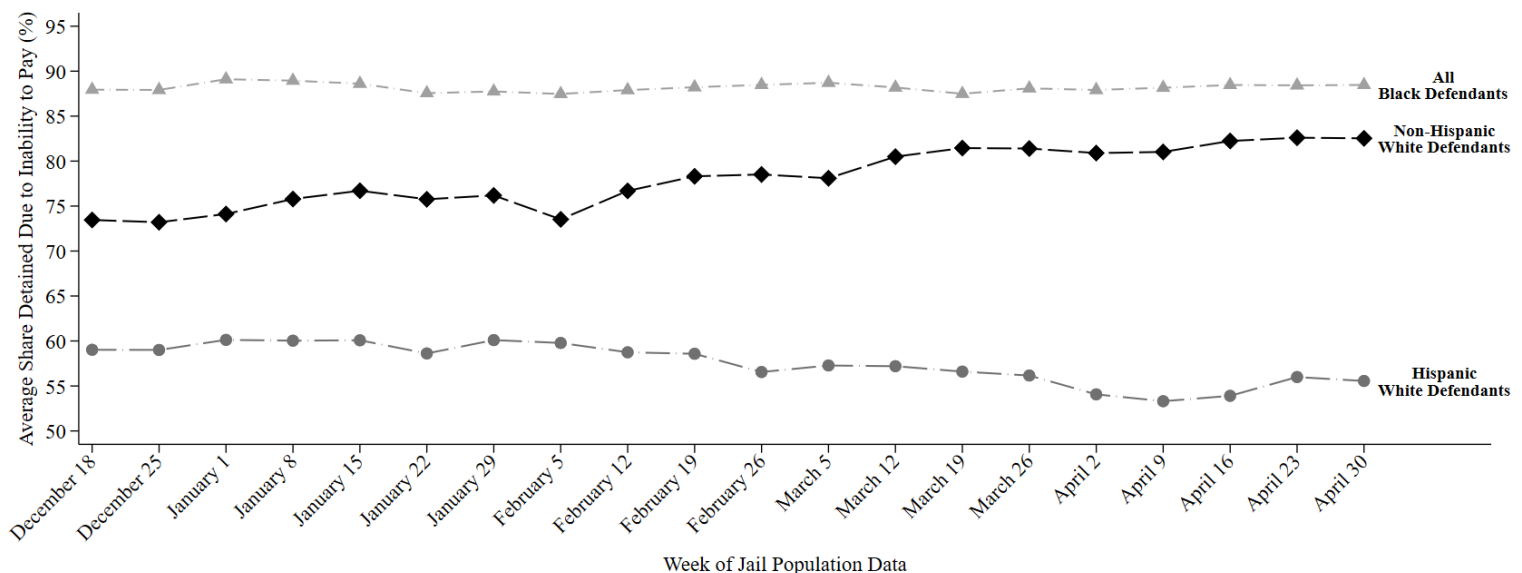
- **88% of Black defendants (134 out of 151)**
- **56% of Hispanic White defendants (48 out of 86)**
- **83% of non-Hispanic White defendants (61 out of 74)**

were detained per night based on inability to pay

Last week, among current pretrial jail inmates assigned to Judge Martinez, **88% of Black defendants (134 out of 151 on an average night)**, **56% of Hispanic White defendants (48 out of 86 on an average night)**, and **83% of non-Hispanic White defendants (61 out of 74 on an average night)** were detained in Harris County Jail because they couldn't afford money bail.

Judge Martinez's **racial difference in the share detained due to inability to pay for Black and Non-Hispanic White defendants** is among the **25% best** in Harris County. Her **racial difference in the share detained due to inability to pay for Hispanic and Non-Hispanic White defendants** is among the **25% worst** in Harris County.

## Track Judge Martinez's Share Detained Due to Inability to Pay



This report uses jail population data provided by Harris County. Share detained due to inability to pay represents the percent of current pretrial jail inmates assigned to this judge who were detained because they couldn't afford money bail.

# HARRIS COUNTY FELONY PRETRIAL DETENTION REPORT

Brought to you by the Texas Center for Justice and Equity and researchers at Harvard University

May 14, 2023 - May 20, 2023



## Ana Martinez – 179<sup>th</sup> District Court

Among current pretrial jail inmates assigned to Judge Martinez:

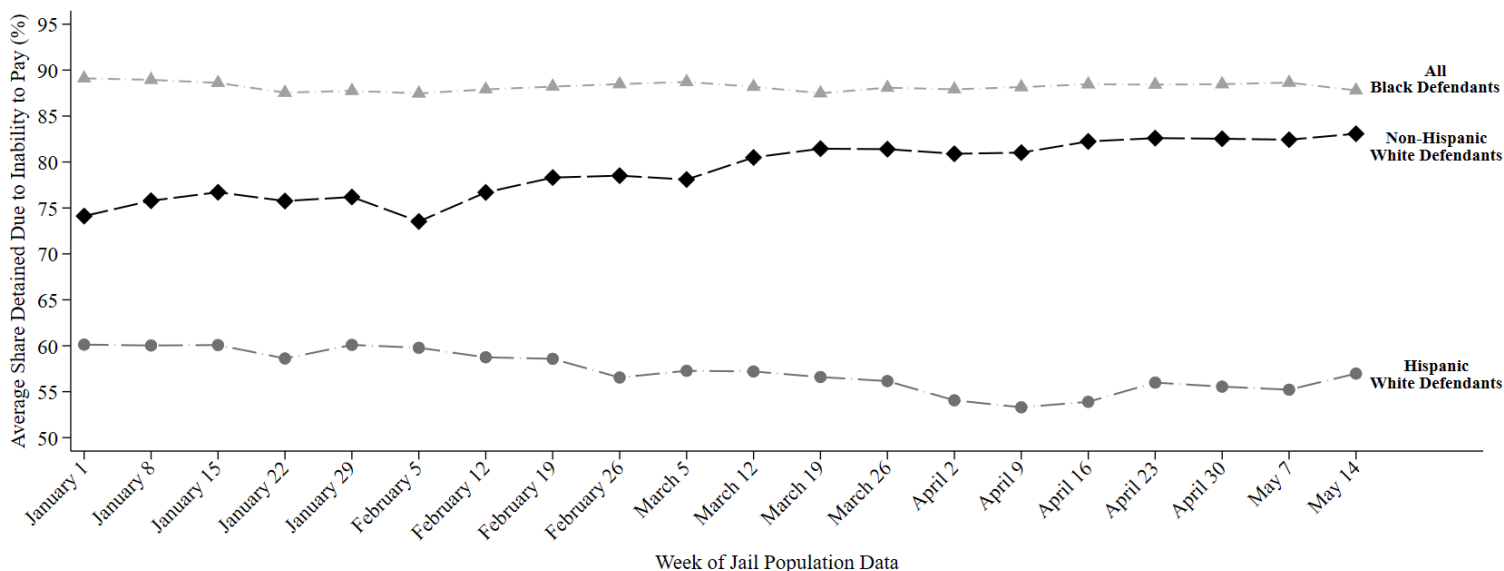
- **88% of Black defendants (132 out of 150)**
- **57% of Hispanic White defendants (47 out of 83)**
- **83% of non-Hispanic White defendants (62 out of 75)**

were detained per night based on inability to pay

Last week, among current pretrial jail inmates assigned to Judge Martinez, **88% of Black defendants (132 out of 150 on an average night)**, **57% of Hispanic White defendants (47 out of 83 on an average night)**, and **83% of non-Hispanic White defendants (62 out of 75 on an average night)** were detained in Harris County Jail because they couldn't afford money bail.

Judge Martinez's **racial difference in the share detained due to inability to pay for Black and Non-Hispanic White defendants** is among the **25% best** in Harris County. Her **racial difference in the share detained due to inability to pay for Hispanic and Non-Hispanic White defendants** is among the **25% worst** in Harris County.

### Track Judge Martinez's Share Detained Due to Inability to Pay



This report uses jail population data provided by Harris County. Share detained due to inability to pay represents the percent of current pretrial jail inmates assigned to this judge who were detained because they couldn't afford money bail.



# HARRIS COUNTY FELONY PRETRIAL DETENTION REPORT

Brought to you by the Texas Center for Justice and Equity and researchers at Harvard University

May 21, 2023 - May 27, 2023



## Ana Martinez – 179<sup>th</sup> District Court

Among current pretrial jail inmates assigned to Judge Martinez:

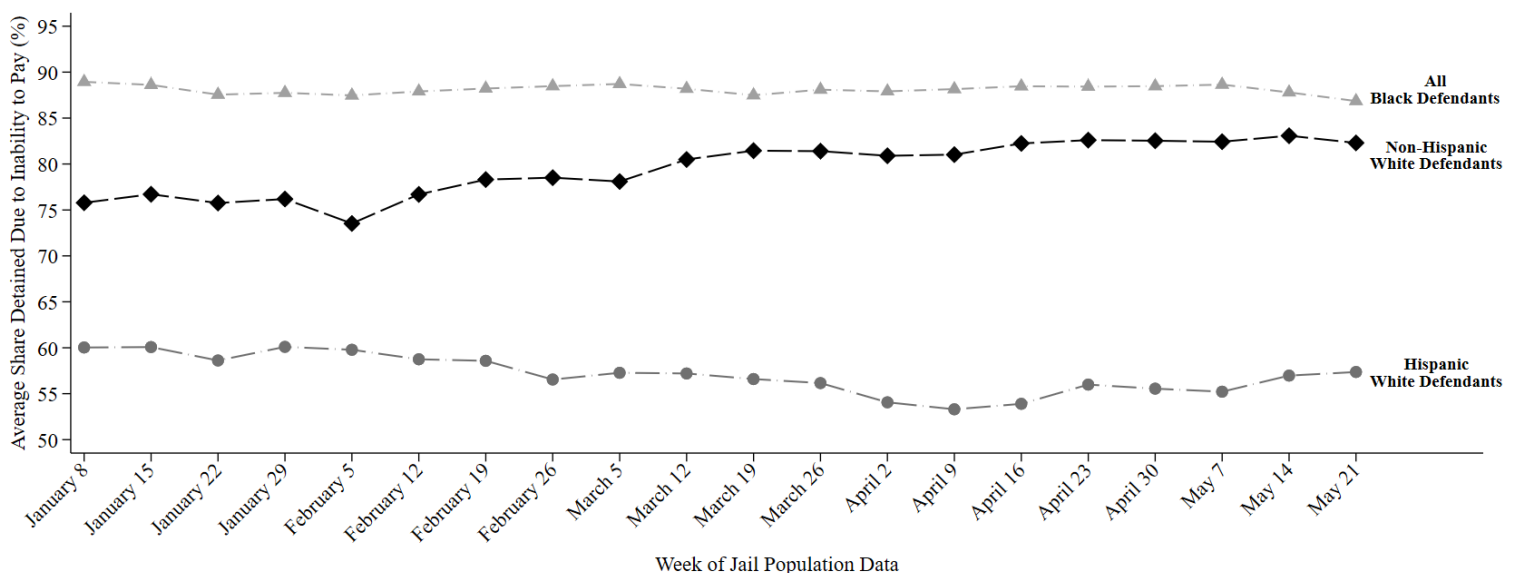
- **87% of Black defendants (127 out of 147)**
- **57% of Hispanic White defendants (47 out of 82)**
- **82% of non-Hispanic White defendants (62 out of 76)**

were detained per night based on inability to pay

Last week, among current pretrial jail inmates assigned to Judge Martinez, **87% of Black defendants (127 out of 147 on an average night)**, **57% of Hispanic White defendants (47 out of 82 on an average night)**, and **82% of non-Hispanic White defendants (62 out of 76 on an average night)** were detained in Harris County Jail because they couldn't afford money bail.

Judge Martinez's **racial difference in the share detained due to inability to pay for Black and Non-Hispanic White defendants** is among the **25% best** in Harris County. Her **racial difference in the share detained due to inability to pay for Hispanic and Non-Hispanic White defendants** is among the **25% worst** in Harris County.

## Track Judge Martinez's Share Detained Due to Inability to Pay



This report uses jail population data provided by Harris County. Share detained due to inability to pay represents the percent of current pretrial jail inmates assigned to this judge who were detained because they couldn't afford money bail.

# HARRIS COUNTY FELONY PRETRIAL DETENTION REPORT

Brought to you by the Texas Center for Justice and Equity and researchers at Harvard University

May 28, 2023 - June 3, 2023



## Ana Martinez – 179<sup>th</sup> District Court

Among current pretrial jail inmates assigned to Judge Martinez:

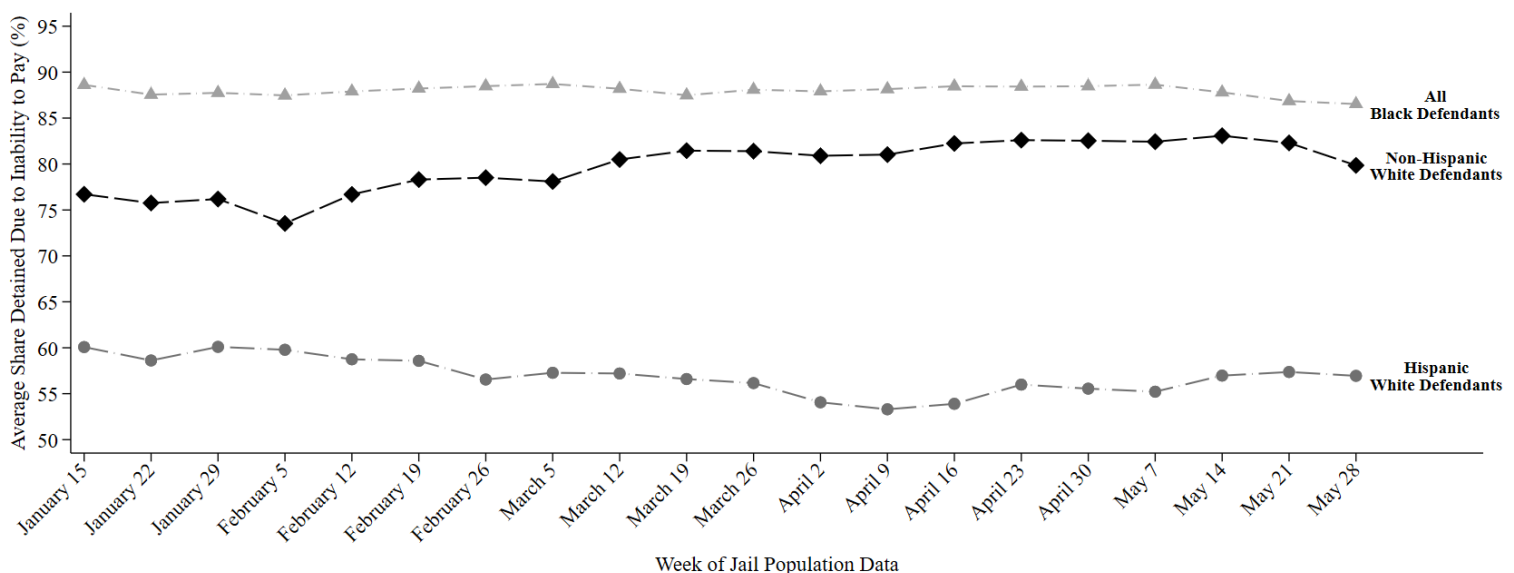
- **87% of Black defendants (128 out of 148)**
- **57% of Hispanic White defendants (48 out of 84)**
- **80% of non-Hispanic White defendants (62 out of 77)**

were detained per night based on inability to pay

Last week, among current pretrial jail inmates assigned to Judge Martinez, **87% of Black defendants (128 out of 148 on an average night)**, **57% of Hispanic White defendants (48 out of 84 on an average night)**, and **80% of non-Hispanic White defendants (62 out of 77 on an average night)** were detained in Harris County Jail because they couldn't afford money bail.

Judge Martinez's **racial difference in the share detained due to inability to pay for Black and Non-Hispanic White defendants** is among the **25% best** in Harris County. Her **racial difference in the share detained due to inability to pay for Hispanic and Non-Hispanic White defendants** is among the **50% worst** in Harris County.

## Track Judge Martinez's Share Detained Due to Inability to Pay



This report uses jail population data provided by Harris County. Share detained due to inability to pay represents the percent of current pretrial jail inmates assigned to this judge who were detained because they couldn't afford money bail.

# HARRIS COUNTY FELONY PRETRIAL DETENTION REPORT

Brought to you by the *texas Center for Justice and Equity* and researchers at *Harvard University*

July 2, 2023 - July 8, 2023



## Ana Martinez – 179<sup>th</sup> District Court

Among current pretrial jail inmates assigned to Judge Martinez:

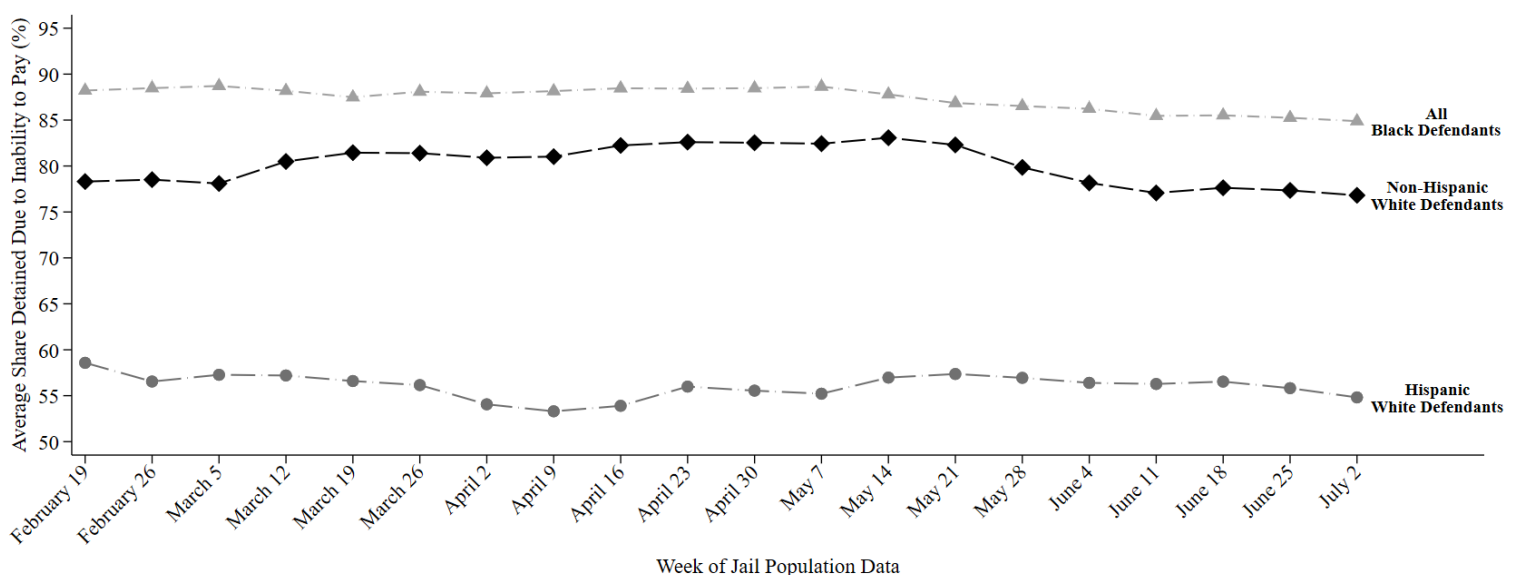
- **85% of Black defendants (121 out of 143)**
- **55% of Hispanic White defendants (50 out of 90)**
- **77% of non-Hispanic White defendants (53 out of 69)**

were detained per night based on inability to pay

Last week, among current pretrial jail inmates assigned to **Judge Martinez**, **85% of Black defendants (121 out of 143 on an average night)**, **55% of Hispanic White defendants (50 out of 90 on an average night)**, and **77% of non-Hispanic White defendants (53 out of 69 on an average night)** were detained in Harris County Jail because they couldn't afford money bail.

Judge Martinez's **racial difference in the share detained due to inability to pay for Black and Non-Hispanic White defendants** is among the **25% best** in Harris County. Her **racial difference in the share detained due to inability to pay for Hispanic and Non-Hispanic White defendants** is among the **50% worst** in Harris County.

## Track Judge Martinez's Share Detained Due to Inability to Pay



This report uses jail population data provided by Harris County. Share detained due to inability to pay represents the percent of current pretrial jail inmates assigned to this judge who were detained because they couldn't afford money bail.

# HARRIS COUNTY FELONY PRETRIAL DETENTION REPORT

*Brought to you by the Texas Center for Justice and Equity and researchers at Harvard University*

July 9, 2023 - July 15, 2023



## Ana Martinez – 179<sup>th</sup> District Court

Among current pretrial jail inmates assigned to Judge Martinez:

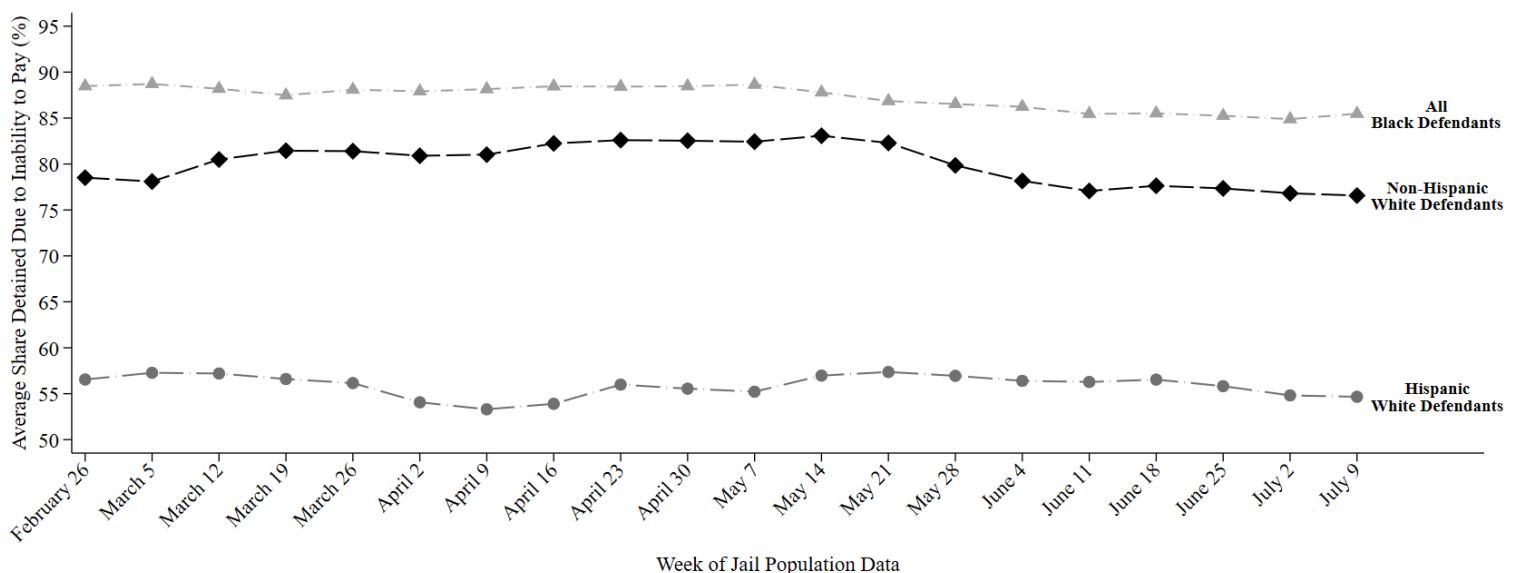
- **85% of Black defendants (117 out of 137)**
- **55% of Hispanic White defendants (47 out of 86)**
- **77% of non-Hispanic White defendants (52 out of 68)**

were detained per night based on inability to pay

Last week, among current pretrial jail inmates assigned to Judge Martinez, **85% of Black defendants (117 out of 137 on an average night)**, **55% of Hispanic White defendants (47 out of 86 on an average night)**, and **77% of non-Hispanic White defendants (52 out of 68 on an average night)** were detained in Harris County Jail because they couldn't afford money bail.

Judge Martinez's **racial difference in the share detained due to inability to pay for Black and Non-Hispanic White defendants** is among the **25% best** in Harris County. Her **racial difference in the share detained due to inability to pay for Hispanic and Non-Hispanic White defendants** is among the **50% worst** in Harris County.

## Track Judge Martinez's Share Detained Due to Inability to Pay



This report uses jail population data provided by Harris County. Share detained due to inability to pay represents the percent of current pretrial jail inmates assigned to this judge who were detained because they couldn't afford money bail.

# HARRIS COUNTY FELONY PRETRIAL DETENTION REPORT

Brought to you by the Texas Center for Justice and Equity and researchers at Harvard University

July 16, 2023 - July 22, 2023



## Ana Martinez – 179<sup>th</sup> District Court

Among current pretrial jail inmates assigned to Judge Martinez:

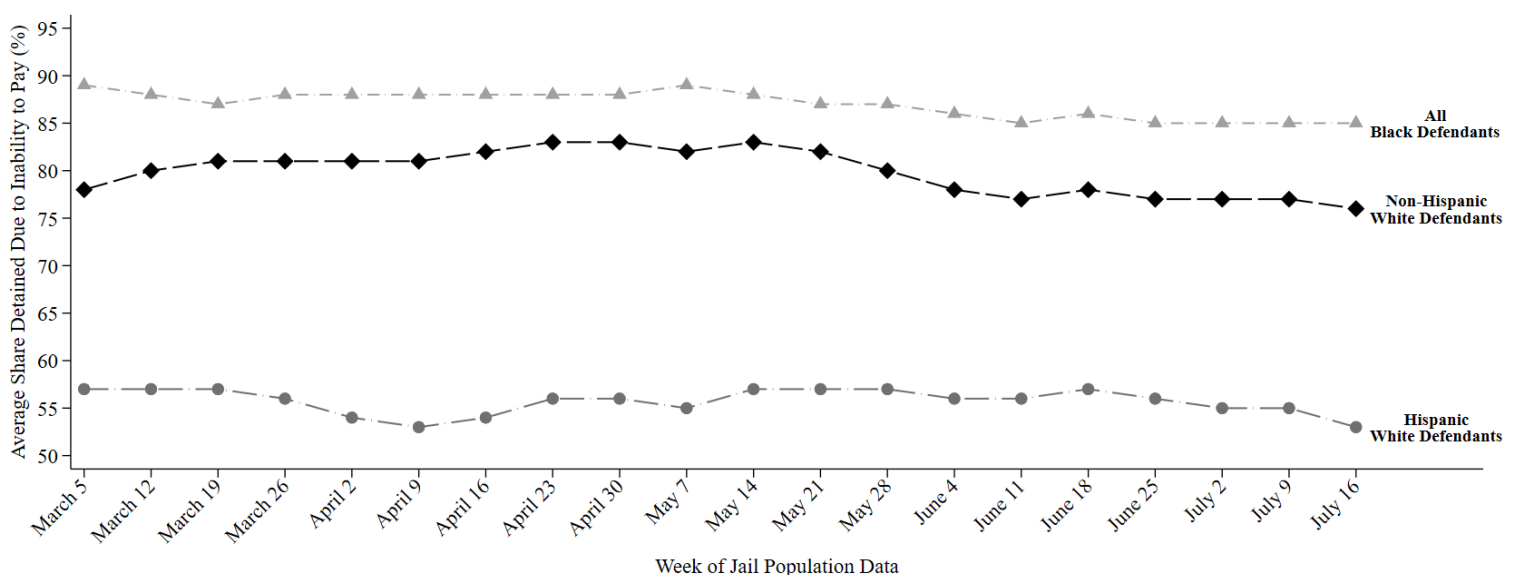
- **85% of Black defendants (116 out of 137)**
- **53% of Hispanic White defendants (45 out of 84)**
- **76% of Non-Hispanic White defendants (49 out of 64)**

were detained per night based on inability to pay

Last week, among current pretrial jail inmates assigned to **Judge Martinez**, **85% of Black defendants (116 out of 137 on an average night)**, **53% of Hispanic White defendants (45 out of 84 on an average night)**, and **76% of Non-Hispanic White defendants (49 out of 64 on an average night)** were detained in Harris County Jail because they couldn't afford money bail.

Judge Martinez's **racial difference in the share detained due to inability to pay for Black and Non-Hispanic White defendants** is among the **50% best** in Harris County. Her **racial difference in the share detained due to inability to pay for Hispanic and Non-Hispanic White defendants** is among the **50% worst** in Harris County.

## Track Judge Martinez's Share Detained Due to Inability to Pay



This report uses jail population data provided by Harris County. Share detained due to inability to pay represents the percent of current pretrial jail inmates assigned to this judge who were detained because they couldn't afford money bail.

# HARRIS COUNTY FELONY PRETRIAL DETENTION REPORT

Brought to you by the Texas Center for Justice and Equity and researchers at Harvard University

May 14, 2023 - May 20, 2023



## Melissa Morris – 263<sup>rd</sup> District Court

Among current pretrial jail inmates assigned to Judge Morris:

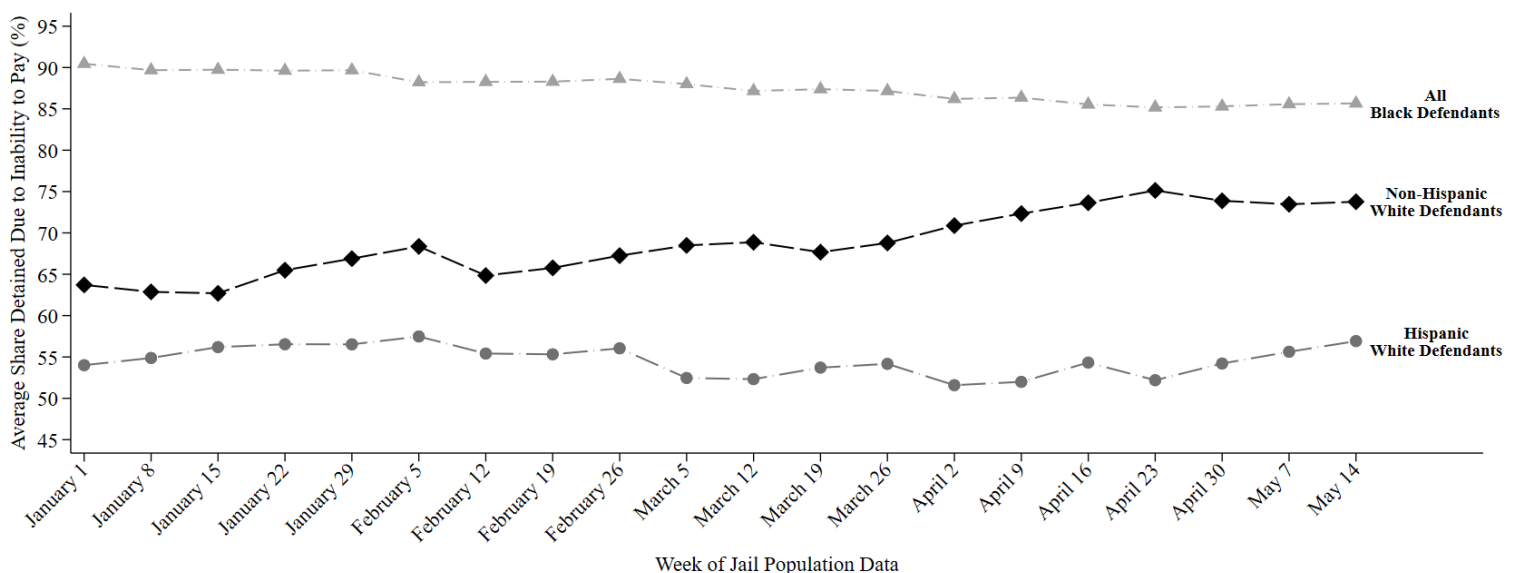
- **86% of Black defendants (115 out of 135)**
- **57% of Hispanic White defendants (36 out of 64)**
- **74% of non-Hispanic White defendants (37 out of 50)**

were detained per night based on inability to pay

Last week, among current pretrial jail inmates assigned to Judge Morris, **86% of Black defendants (115 out of 135 on an average night)**, **57% of Hispanic White defendants (36 out of 64 on an average night)**, and **74% of non-Hispanic White defendants (37 out of 50 on an average night)** were detained in Harris County Jail because they couldn't afford money bail.

Judge Morris's **racial difference in the share detained due to inability to pay for Black and Non-Hispanic White defendants** is among the **50% worst** in Harris County. Her **racial difference in the share detained due to inability to pay for Hispanic and Non-Hispanic White defendants** is among the **50% best** in Harris County.

## Track Judge Morris's Share Detained Due to Inability to Pay



This report uses jail population data provided by Harris County. Share detained due to inability to pay represents the percent of current pretrial jail inmates assigned to this judge who were detained because they couldn't afford money bail.



# HARRIS COUNTY FELONY PRETRIAL DETENTION REPORT

Brought to you by the Texas Center for Justice and Equity and researchers at Harvard University

May 21, 2023 - May 27, 2023



## Melissa Morris – 263<sup>rd</sup> District Court

Among current pretrial jail inmates assigned to Judge Morris:

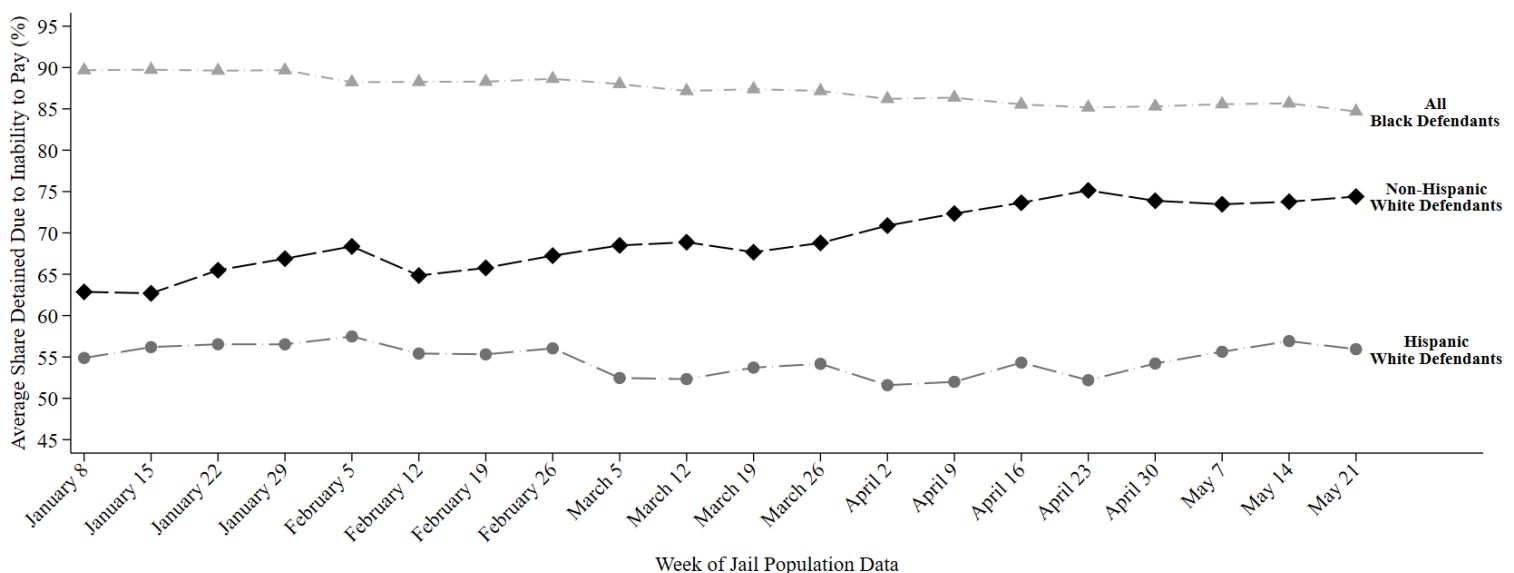
- **85% of Black defendants (111 out of 132)**
- **56% of Hispanic White defendants (32 out of 58)**
- **74% of non-Hispanic White defendants (35 out of 47)**

were detained per night based on inability to pay

Last week, among current pretrial jail inmates assigned to Judge Morris, **85% of Black defendants (111 out of 132 on an average night)**, **56% of Hispanic White defendants (32 out of 58 on an average night)**, and **74% of non-Hispanic White defendants (35 out of 47 on an average night)** were detained in Harris County Jail because they couldn't afford money bail.

Judge Morris's **racial difference in the share detained due to inability to pay for Black and Non-Hispanic White defendants** is among the **50% best** in Harris County. Her **racial difference in the share detained due to inability to pay for Hispanic and Non-Hispanic White defendants** is among the **50% best** in Harris County.

## Track Judge Morris's Share Detained Due to Inability to Pay



This report uses jail population data provided by Harris County. Share detained due to inability to pay represents the percent of current pretrial jail inmates assigned to this judge who were detained because they couldn't afford money bail.

# HARRIS COUNTY FELONY PRETRIAL DETENTION REPORT

*Brought to you by the Texas Center for Justice and Equity and researchers at Harvard University*

May 28, 2023 - June 3, 2023



## Melissa Morris – 263<sup>rd</sup> District Court

Among current pretrial jail inmates assigned to Judge Morris:

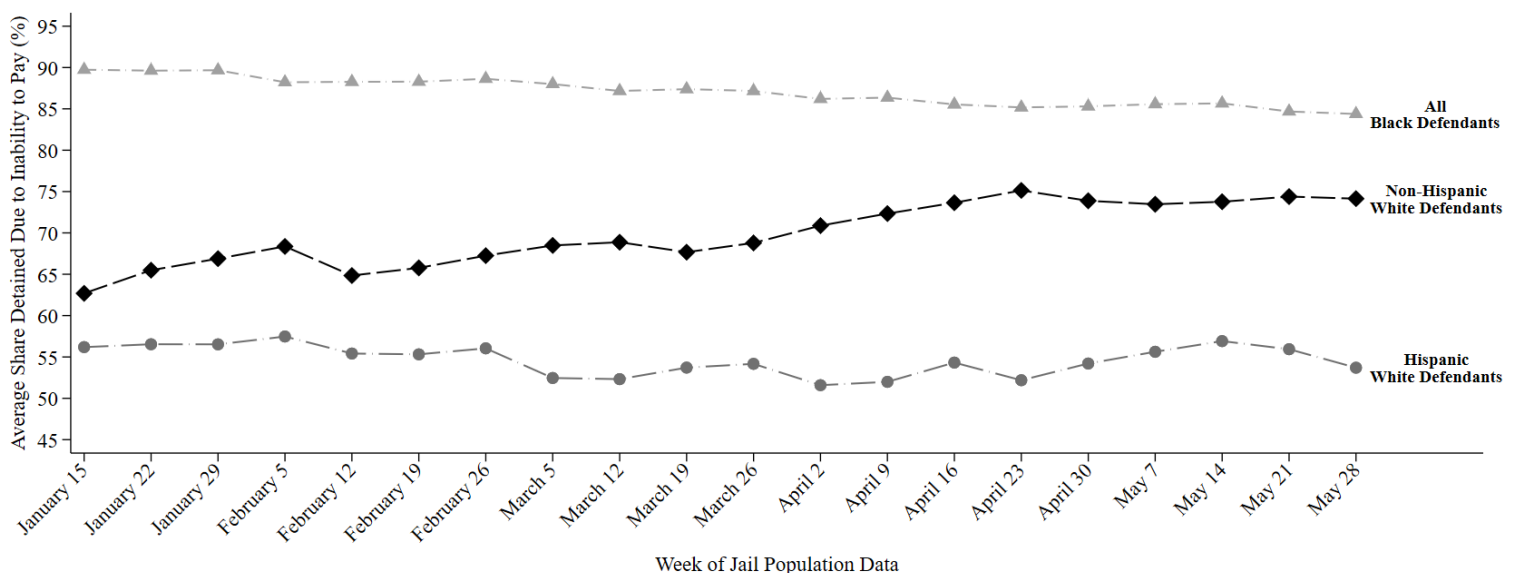
- **84% of Black defendants (109 out of 129)**
- **54% of Hispanic White defendants (29 out of 54)**
- **74% of non-Hispanic White defendants (37 out of 50)**

were detained per night based on inability to pay

Last week, among current pretrial jail inmates assigned to Judge Morris, **84% of Black defendants (109 out of 129 on an average night)**, **54% of Hispanic White defendants (29 out of 54 on an average night)**, and **74% of non-Hispanic White defendants (37 out of 50 on an average night)** were detained in Harris County Jail because they couldn't afford money bail.

Judge Morris's **racial difference in the share detained due to inability to pay for Black and Non-Hispanic White defendants** is among the **50% best** in Harris County. Her **racial difference in the share detained due to inability to pay for Hispanic and Non-Hispanic White defendants** is among the **50% worst** in Harris County.

## Track Judge Morris's Share Detained Due to Inability to Pay



This report uses jail population data provided by Harris County. Share detained due to inability to pay represents the percent of current pretrial jail inmates assigned to this judge who were detained because they couldn't afford money bail.

# HARRIS COUNTY FELONY PRETRIAL DETENTION REPORT

*Brought to you by the Texas Center for Justice and Equity and researchers at Harvard University*

July 2, 2023 - July 8, 2023



## Melissa Morris – 263<sup>rd</sup> District Court

Among current pretrial jail inmates assigned to Judge Morris:

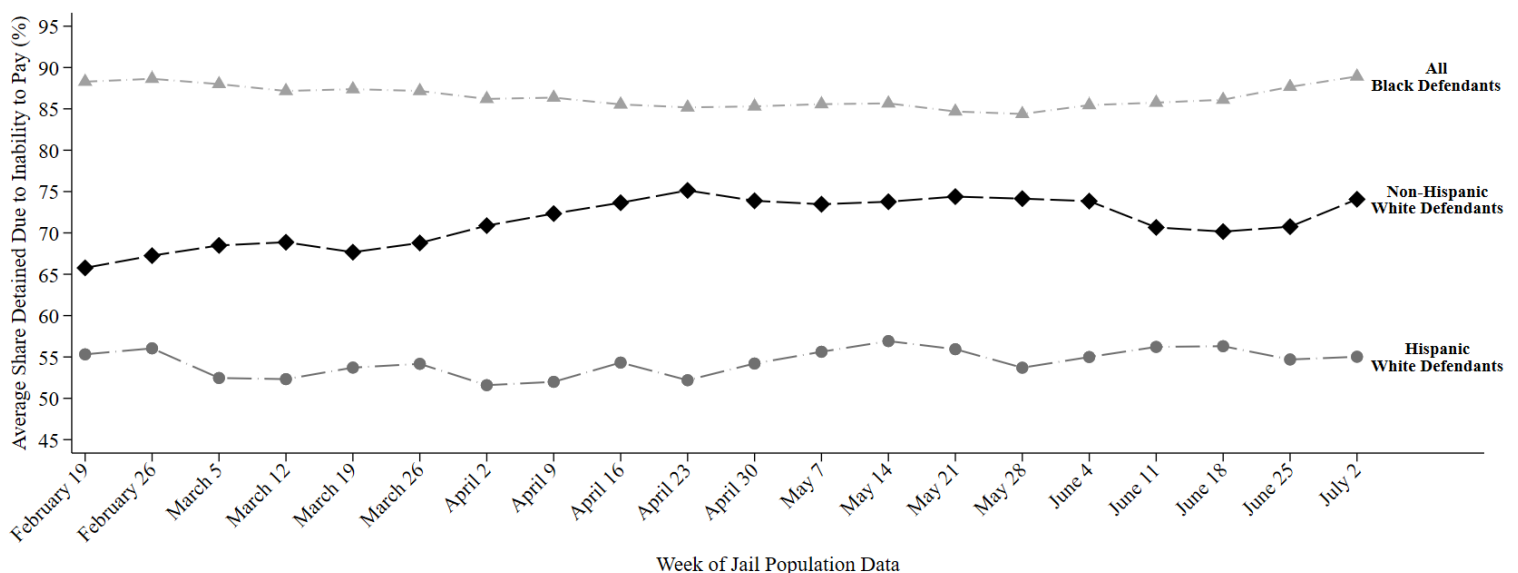
- **89% of Black defendants (115 out of 129)**
- **55% of Hispanic White defendants (28 out of 51)**
- **74% of non-Hispanic White defendants (37 out of 50)**

were detained per night based on inability to pay

Last week, among current pretrial jail inmates assigned to Judge Morris, **89% of Black defendants (115 out of 129 on an average night)**, **55% of Hispanic White defendants (28 out of 51 on an average night)**, and **74% of non-Hispanic White defendants (37 out of 50 on an average night)** were detained in Harris County Jail because they couldn't afford money bail.

Judge Morris's **racial difference in the share detained due to inability to pay for Black and Non-Hispanic White defendants** is among the **25% worst** in Harris County. Her **racial difference in the share detained due to inability to pay for Hispanic and Non-Hispanic White defendants** is among the **50% best** in Harris County.

## Track Judge Morris's Share Detained Due to Inability to Pay



This report uses jail population data provided by Harris County. Share detained due to inability to pay represents the percent of current pretrial jail inmates assigned to this judge who were detained because they couldn't afford money bail.

# HARRIS COUNTY FELONY PRETRIAL DETENTION REPORT

*Brought to you by the Texas Center for Justice and Equity and researchers at Harvard University*

July 9, 2023 - July 15, 2023



## Melissa Morris – 263<sup>rd</sup> District Court

Among current pretrial jail inmates assigned to Judge Morris:

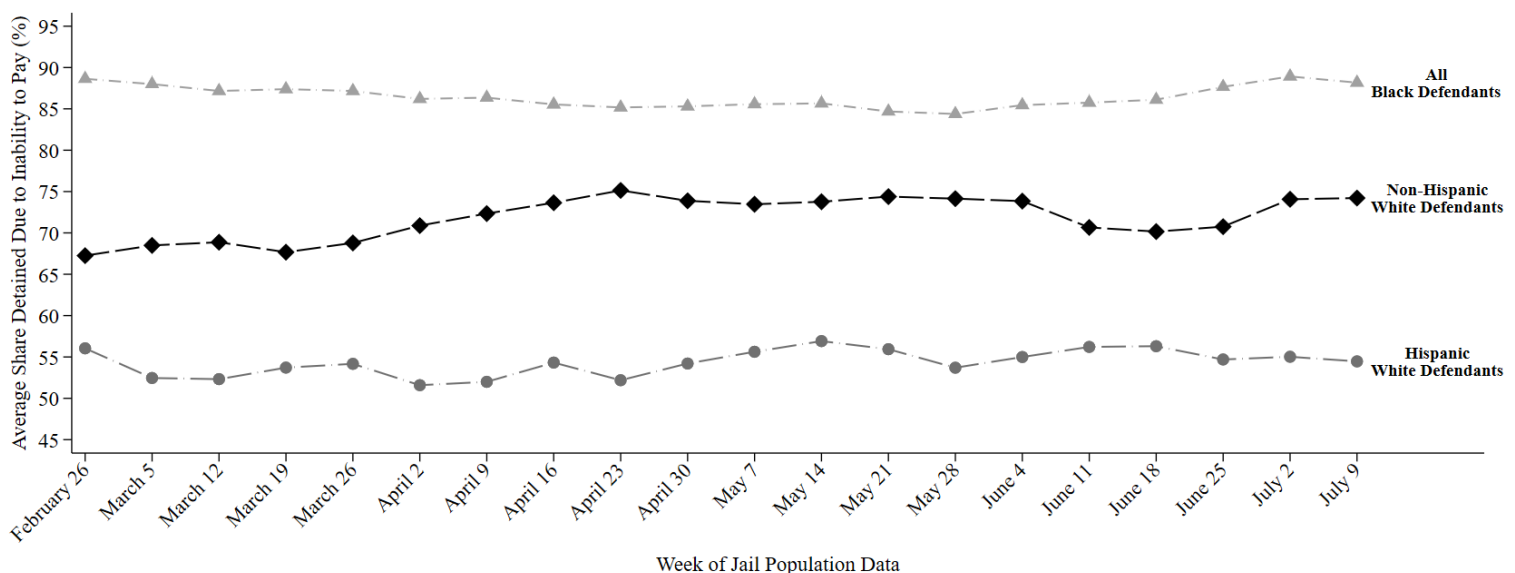
- **88% of Black defendants (112 out of 127)**
- **54% of Hispanic White defendants (28 out of 51)**
- **74% of non-Hispanic White defendants (37 out of 50)**

were detained per night based on inability to pay

Last week, among current pretrial jail inmates assigned to Judge Morris, **88% of Black defendants (112 out of 127 on an average night)**, **54% of Hispanic White defendants (28 out of 51 on an average night)**, and **74% of non-Hispanic White defendants (37 out of 50 on an average night)** were detained in Harris County Jail because they couldn't afford money bail.

Judge Morris's **racial difference in the share detained due to inability to pay for Black and Non-Hispanic White defendants** is among the **50% worst** in Harris County. Her **racial difference in the share detained due to inability to pay for Hispanic and Non-Hispanic White defendants** is among the **50% best** in Harris County.

## Track Judge Morris's Share Detained Due to Inability to Pay



This report uses jail population data provided by Harris County. Share detained due to inability to pay represents the percent of current pretrial jail inmates assigned to this judge who were detained because they couldn't afford money bail.

# HARRIS COUNTY FELONY PRETRIAL DETENTION REPORT

*Brought to you by the Texas Center for Justice and Equity and researchers at Harvard University*

May 14, 2023 - May 20, 2023



## Katherine Thomas – 184<sup>th</sup> District Court

Among current pretrial jail inmates assigned to Judge Thomas:

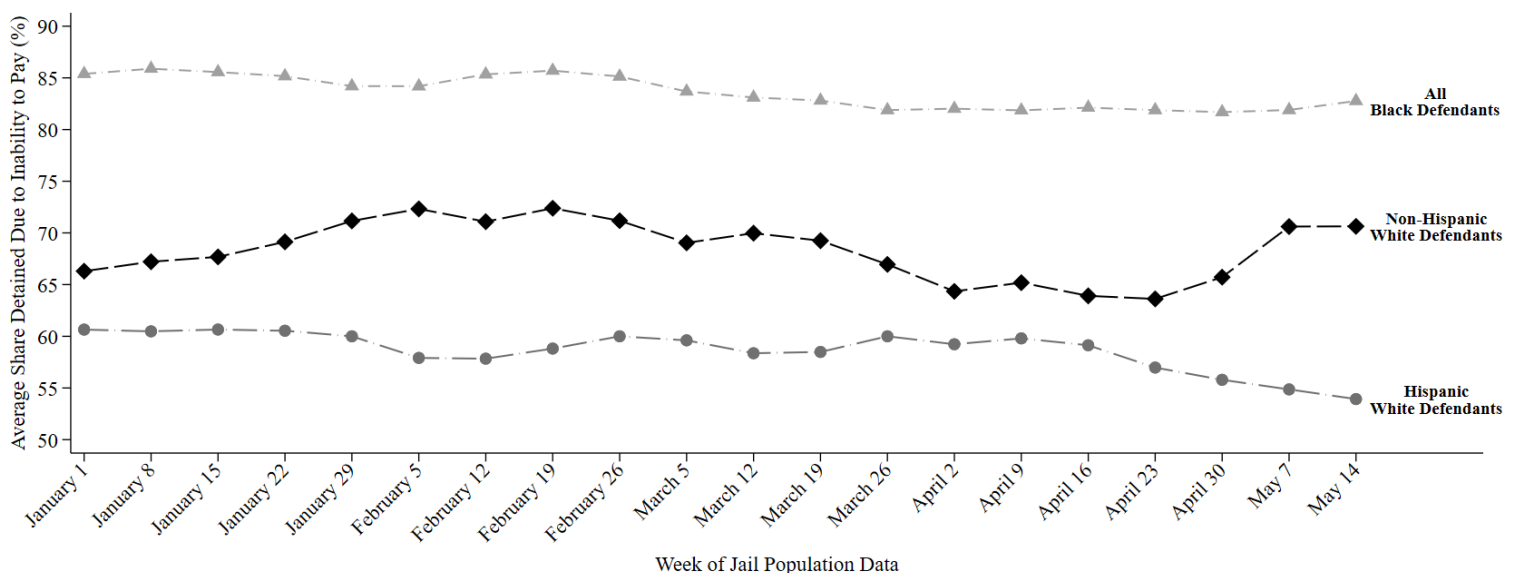
- **83% of Black defendants (126 out of 152)**
- **54% of Hispanic White defendants (58 out of 107)**
- **71% of non-Hispanic White defendants (46 out of 65)**

were detained per night based on inability to pay

Last week, among current pretrial jail inmates assigned to Judge Thomas, **83% of Black defendants (126 out of 152 on an average night)**, **54% of Hispanic White defendants (58 out of 107 on an average night)**, and **71% of non-Hispanic White defendants (46 out of 65 on an average night)** were detained in Harris County Jail because they couldn't afford money bail.

Judge Thomas's **racial difference in the share detained due to inability to pay for Black and Non-Hispanic White defendants** is among the **50% worst** in Harris County. Her **racial difference in the share detained due to inability to pay for Hispanic and Non-Hispanic White defendants** is among the **50% best** in Harris County.

## Track Judge Thomas's Share Detained Due to Inability to Pay



This report uses jail population data provided by Harris County. Share detained due to inability to pay represents the percent of current pretrial jail inmates assigned to this judge who were detained because they couldn't afford money bail.

# HARRIS COUNTY FELONY PRETRIAL DETENTION REPORT

*Brought to you by the Texas Center for Justice and Equity and researchers at Harvard University*

May 28, 2023 - June 3, 2023



## Katherine Thomas – 184<sup>th</sup> District Court

Among current pretrial jail inmates assigned to Judge Thomas:

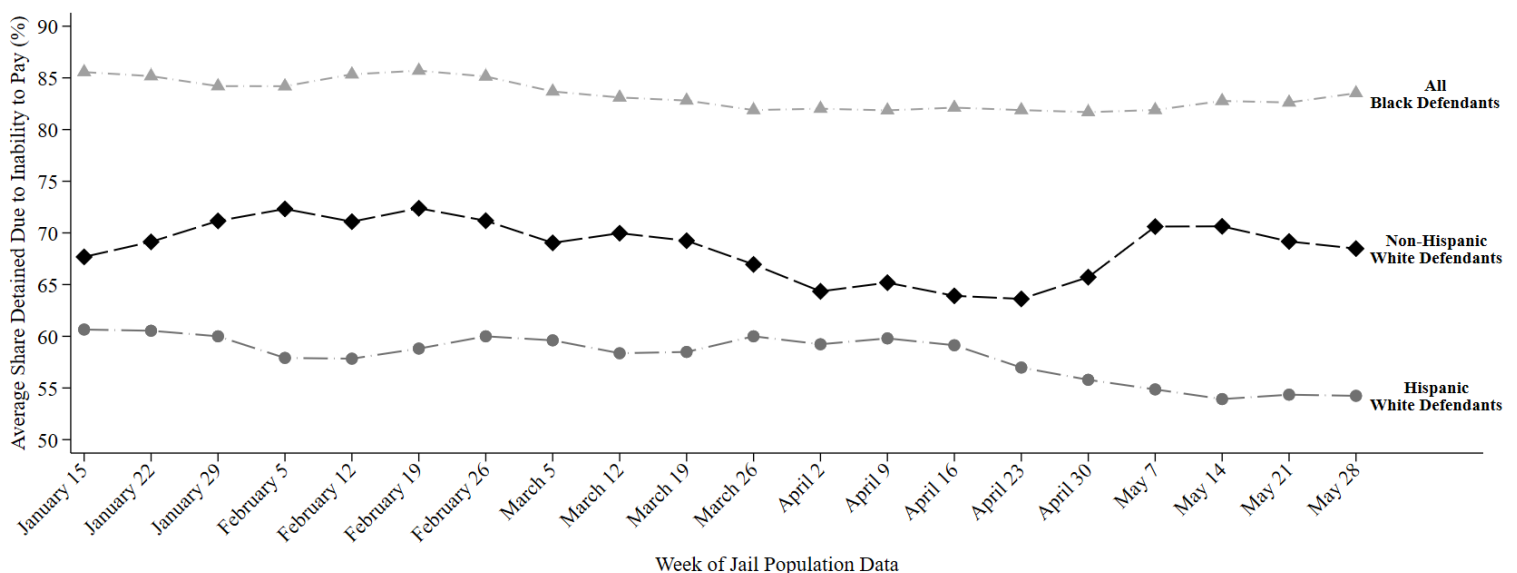
- **84% of Black defendants (119 out of 142)**
- **54% of Hispanic White defendants (58 out of 106)**
- **68% of non-Hispanic White defendants (41 out of 60)**

were detained per night based on inability to pay

Last week, among current pretrial jail inmates assigned to Judge Thomas, **84% of Black defendants (119 out of 142 on an average night)**, **54% of Hispanic White defendants (58 out of 106 on an average night)**, and **68% of non-Hispanic White defendants (41 out of 60 on an average night)** were detained in Harris County Jail because they couldn't afford money bail.

Judge Thomas's **racial difference in the share detained due to inability to pay for Black and Non-Hispanic White defendants** is among the **50% worst** in Harris County. Her **racial difference in the share detained due to inability to pay for Hispanic and Non-Hispanic White defendants** is among the **50% best** in Harris County.

## Track Judge Thomas's Share Detained Due to Inability to Pay



This report uses jail population data provided by Harris County. Share detained due to inability to pay represents the percent of current pretrial jail inmates assigned to this judge who were detained because they couldn't afford money bail.



# HARRIS COUNTY FELONY PRETRIAL DETENTION REPORT

Brought to you by the Texas Center for Justice and Equity and researchers at Harvard University

July 2, 2023 - July 8, 2023



## Katherine Thomas – 184<sup>th</sup> District Court

Among current pretrial jail inmates assigned to Judge Thomas:

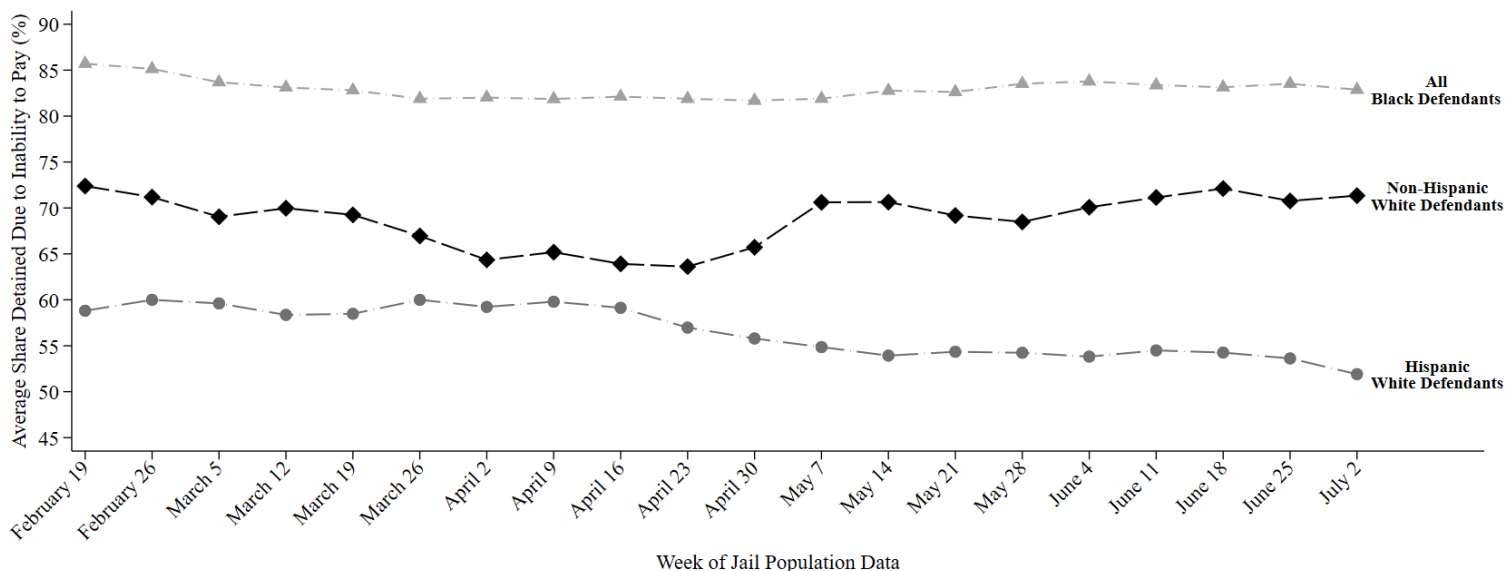
- **83% of Black defendants (116 out of 140)**
- **52% of Hispanic White defendants (50 out of 97)**
- **71% of non-Hispanic White defendants (49 out of 69)**

were detained per night based on inability to pay

Last week, among current pretrial jail inmates assigned to Judge Thomas, **83% of Black defendants (116 out of 140 on an average night)**, **52% of Hispanic White defendants (50 out of 97 on an average night)**, and **71% of non-Hispanic White defendants (49 out of 69 on an average night)** were detained in Harris County Jail because they couldn't afford money bail.

Judge Thomas's **racial difference in the share detained due to inability to pay for Black and Non-Hispanic White defendants** is among the **50% best** in Harris County. Her **racial difference in the share detained due to inability to pay for Hispanic and Non-Hispanic White defendants** is among the **50% worst** in Harris County.

### Track Judge Thomas's Share Detained Due to Inability to Pay



This report uses jail population data provided by Harris County. Share detained due to inability to pay represents the percent of current pretrial jail inmates assigned to this judge who were detained because they couldn't afford money bail.

# HARRIS COUNTY FELONY PRETRIAL DETENTION REPORT

*Brought to you by the Texas Center for Justice and Equity and researchers at Harvard University*

July 9, 2023 - July 15, 2023



## Katherine Thomas – 184<sup>th</sup> District Court

Among current pretrial jail inmates assigned to Judge Thomas:

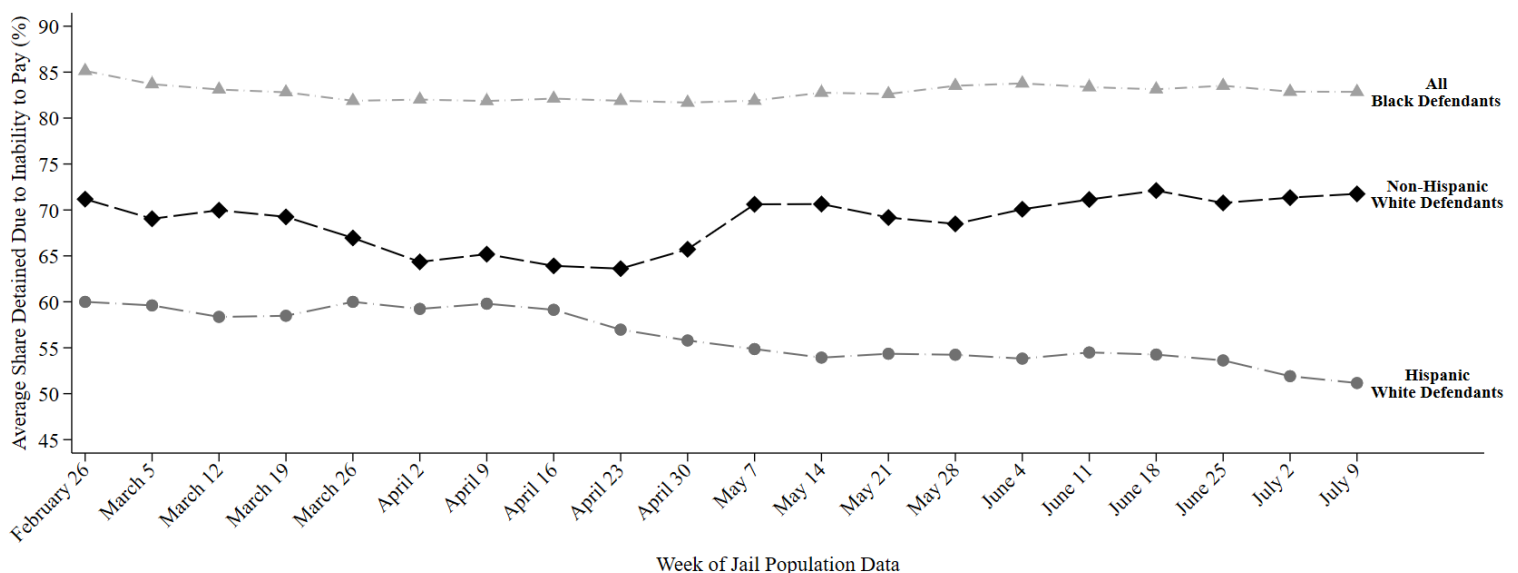
- **83% of Black defendants (116 out of 140)**
- **51% of Hispanic White defendants (50 out of 98)**
- **72% of non-Hispanic White defendants (50 out of 69)**

were detained per night based on inability to pay

Last week, among current pretrial jail inmates assigned to Judge Thomas, **83% of Black defendants (116 out of 140 on an average night)**, **51% of Hispanic White defendants (50 out of 98 on an average night)**, and **72% of non-Hispanic White defendants (50 out of 69 on an average night)** were detained in Harris County Jail because they couldn't afford money bail.

Judge Thomas's **racial difference in the share detained due to inability to pay for Black and Non-Hispanic White defendants** is among the **50% best** in Harris County. Her **racial difference in the share detained due to inability to pay for Hispanic and Non-Hispanic White defendants** is among the **50% worst** in Harris County.

## Track Judge Thomas's Share Detained Due to Inability to Pay



This report uses jail population data provided by Harris County. Share detained due to inability to pay represents the percent of current pretrial jail inmates assigned to this judge who were detained because they couldn't afford money bail.

# HARRIS COUNTY FELONY PRETRIAL DETENTION REPORT

*Brought to you by the Texas Center for Justice and Equity and researchers at Harvard University*

July 16, 2023 - July 22, 2023



## Katherine Thomas – 184<sup>th</sup> District Court

Among current pretrial jail inmates assigned to Judge Thomas:

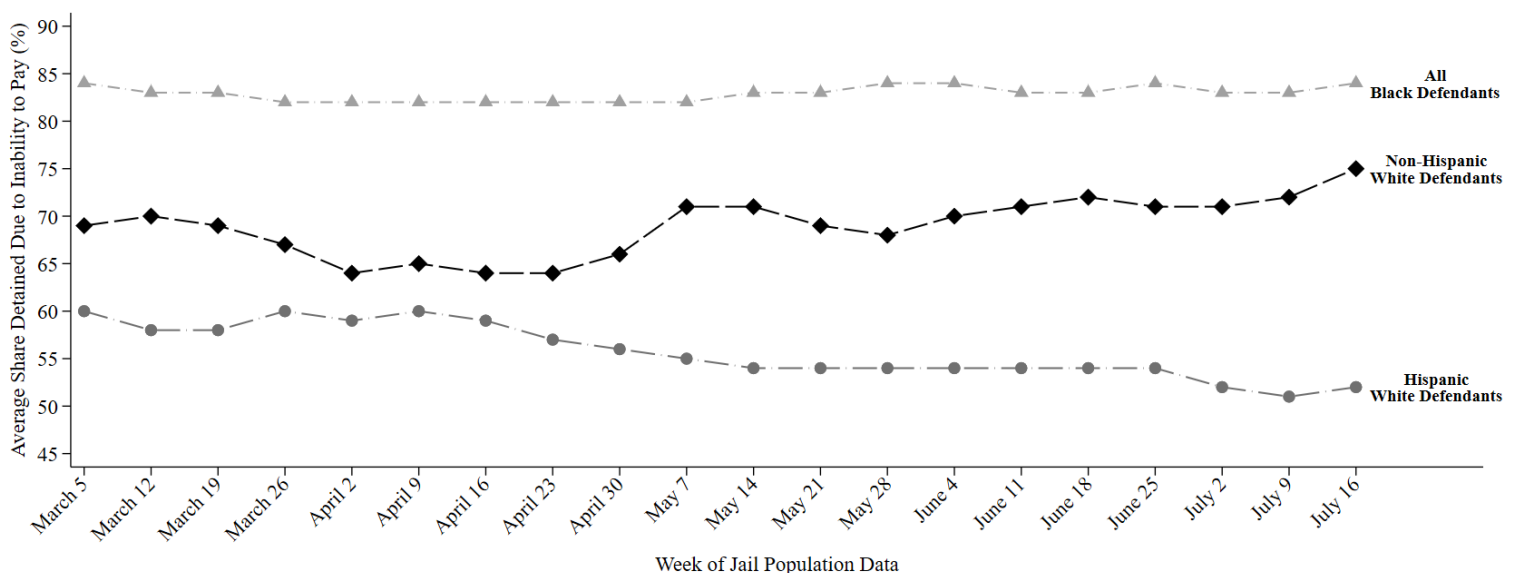
- **84% of Black defendants (115 out of 137)**
- **52% of Hispanic White defendants (51 out of 98)**
- **75% of Non-Hispanic White defendants (53 out of 71)**

were detained per night based on inability to pay

Last week, among current pretrial jail inmates assigned to **Judge Thomas**, **84% of Black defendants (115 out of 137 on an average night)**, **52% of Hispanic White defendants (51 out of 98 on an average night)**, and **75% of Non-Hispanic White defendants (53 out of 71 on an average night)** were detained in Harris County Jail because they couldn't afford money bail.

Judge Thomas's **racial difference in the share detained due to inability to pay for Black and Non-Hispanic White defendants** is among the **50% best** in Harris County. Her **racial difference in the share detained due to inability to pay for Hispanic and Non-Hispanic White defendants** is among the **50% worst** in Harris County.

## Track Judge Thomas's Share Detained Due to Inability to Pay



This report uses jail population data provided by Harris County. Share detained due to inability to pay represents the percent of current pretrial jail inmates assigned to this judge who were detained because they couldn't afford money bail.

# HARRIS COUNTY FELONY PRETRIAL DETENTION REPORT

*Brought to you by the Texas Center for Justice and Equity and researchers at Harvard University*

January 1, 2023 - January 7, 2023



## Brian Warren – 209<sup>th</sup> District Court

Among current pretrial jail inmates assigned to Judge Warren:

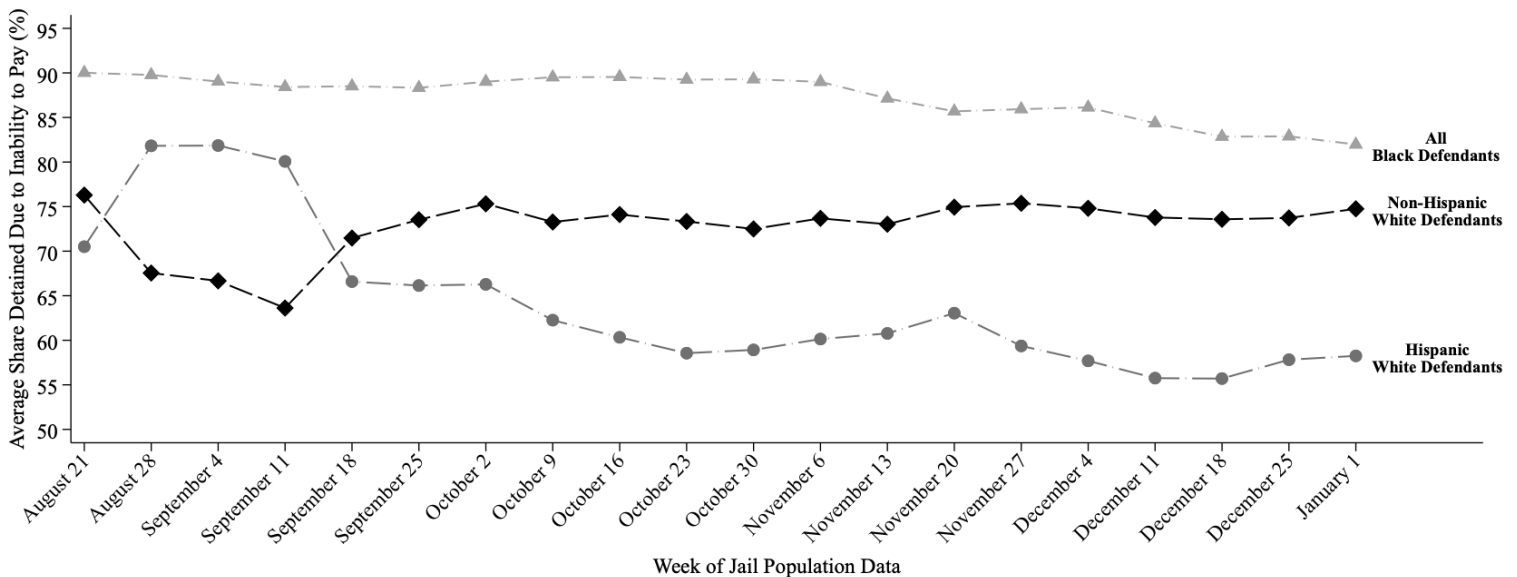
- **82% of Black defendants (127 out of 155)**
- **58% of Hispanic White defendants (50 out of 87)**
- **75% of non-Hispanic White defendants (43 out of 58)**

were detained per night based on inability to pay

Last week, among current pretrial jail inmates assigned to Judge Warren, **82% of Black defendants (127 out of 155 on an average night)**, **58% of Hispanic White defendants (50 out of 87 on an average night)**, and **75% of non-Hispanic White defendants (43 out of 58 on an average night)** were detained in Harris County Jail because they couldn't afford money bail.

Judge Warren's **racial difference in the share detained due to inability to pay for Black and Non-Hispanic White defendants** is among the **25% best** in Harris County. His **racial difference in the share detained due to inability to pay for Hispanic and Non-Hispanic White defendants** is among the **50% worst** in Harris County.

## Track Judge Warren's Share Detained Due to Inability to Pay



This report uses jail population data provided by Harris County. Share detained due to inability to pay represents the percent of current pretrial jail inmates assigned to this judge who were detained because they couldn't afford money bail.

# HARRIS COUNTY FELONY PRETRIAL DETENTION REPORT

*Brought to you by the Texas Center for Justice and Equity and researchers at Harvard University*

January 8, 2023 - January 14, 2023



## Brian Warren – 209<sup>th</sup> District Court

Among current pretrial jail inmates assigned to Judge Warren:

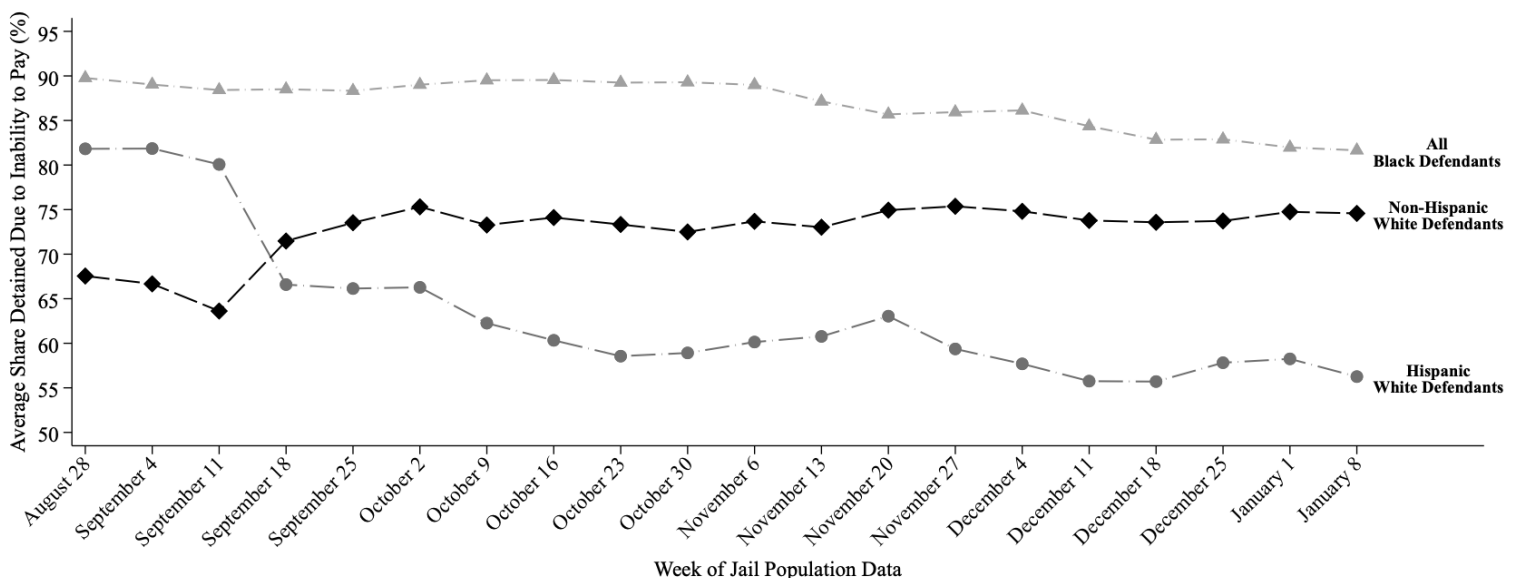
- **82% of Black defendants (125 out of 153)**
- **56% of Hispanic White defendants (49 out of 88)**
- **75% of non-Hispanic White defendants (44 out of 59)**

were detained per night based on inability to pay

Last week, among current pretrial jail inmates assigned to Judge Warren, **82% of Black defendants (125 out of 153 on an average night)**, **56% of Hispanic White defendants (49 out of 88 on an average night)**, and **75% of non-Hispanic White defendants (44 out of 59 on an average night)** were detained in Harris County Jail because they couldn't afford money bail.

Judge Warren's **racial difference in the share detained due to inability to pay for Black and Non-Hispanic White defendants** is among the **25% best** in Harris County. His **racial difference in the share detained due to inability to pay for Hispanic and Non-Hispanic White defendants** is among the **50% worst** in Harris County.

## Track Judge Warren's Share Detained Due to Inability to Pay



This report uses jail population data provided by Harris County. Share detained due to inability to pay represents the percent of current pretrial jail inmates assigned to this judge who were detained because they couldn't afford money bail.

# HARRIS COUNTY FELONY PRETRIAL DETENTION REPORT

*Brought to you by the Texas Center for Justice and Equity and researchers at Harvard University*

January 15, 2023 - January 21, 2023



## Brian Warren – 209<sup>th</sup> District Court

Among current pretrial jail inmates assigned to Judge Warren:

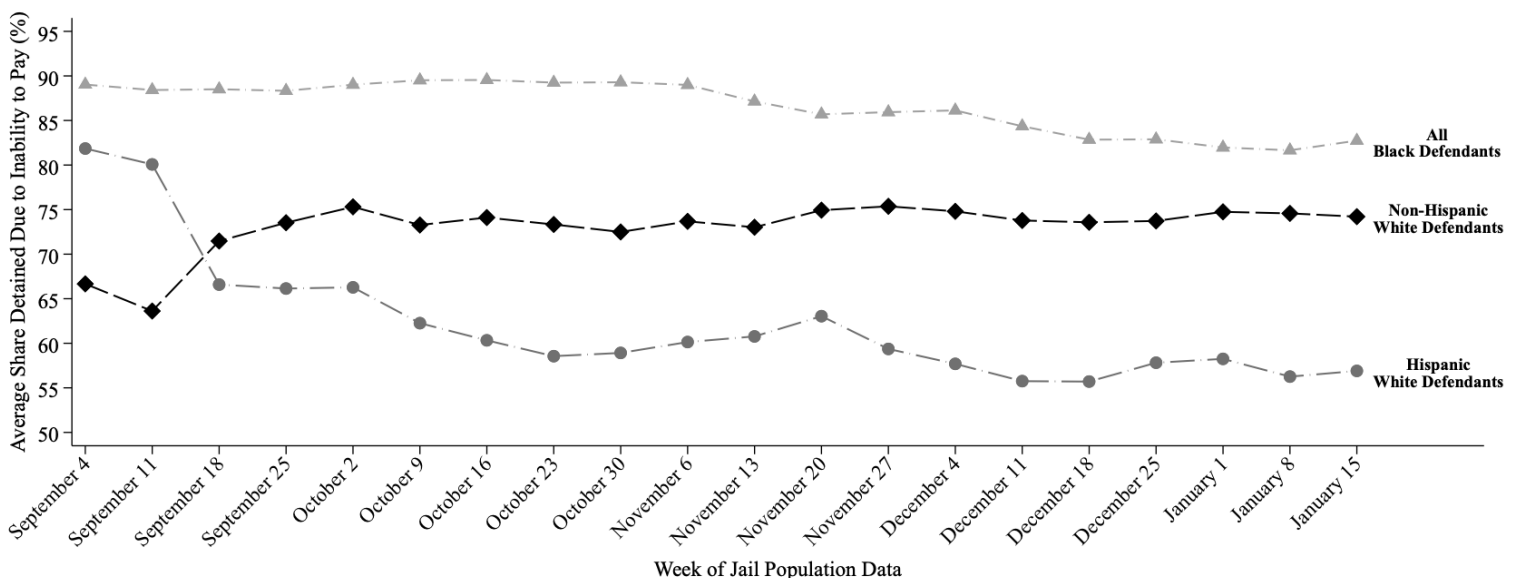
- **83% of Black defendants (128 out of 155)**
- **57% of Hispanic White defendants (50 out of 88)**
- **74% of non-Hispanic White defendants (43 out of 58)**

were detained per night based on inability to pay

Last week, among current pretrial jail inmates assigned to Judge Warren, **83% of Black defendants (128 out of 155 on an average night)**, **57% of Hispanic White defendants (50 out of 88 on an average night)**, and **74% of non-Hispanic White defendants (43 out of 58 on an average night)** were detained in Harris County Jail because they couldn't afford money bail.

Judge Warren's **racial difference in the share detained due to inability to pay for Black and Non-Hispanic White defendants** is among the **25% best** in Harris County. His **racial difference in the share detained due to inability to pay for Hispanic and Non-Hispanic White defendants** is among the **50% worst** in Harris County.

## Track Judge Warren's Share Detained Due to Inability to Pay



This report uses jail population data provided by Harris County. Share detained due to inability to pay represents the percent of current pretrial jail inmates assigned to this judge who were detained because they couldn't afford money bail.



# HARRIS COUNTY FELONY PRETRIAL DETENTION REPORT

*Brought to you by the Texas Center for Justice and Equity and researchers at Harvard University*

January 22, 2023 - January 28, 2023



## Brian Warren – 209<sup>th</sup> District Court

Among current pretrial jail inmates assigned to Judge Warren:

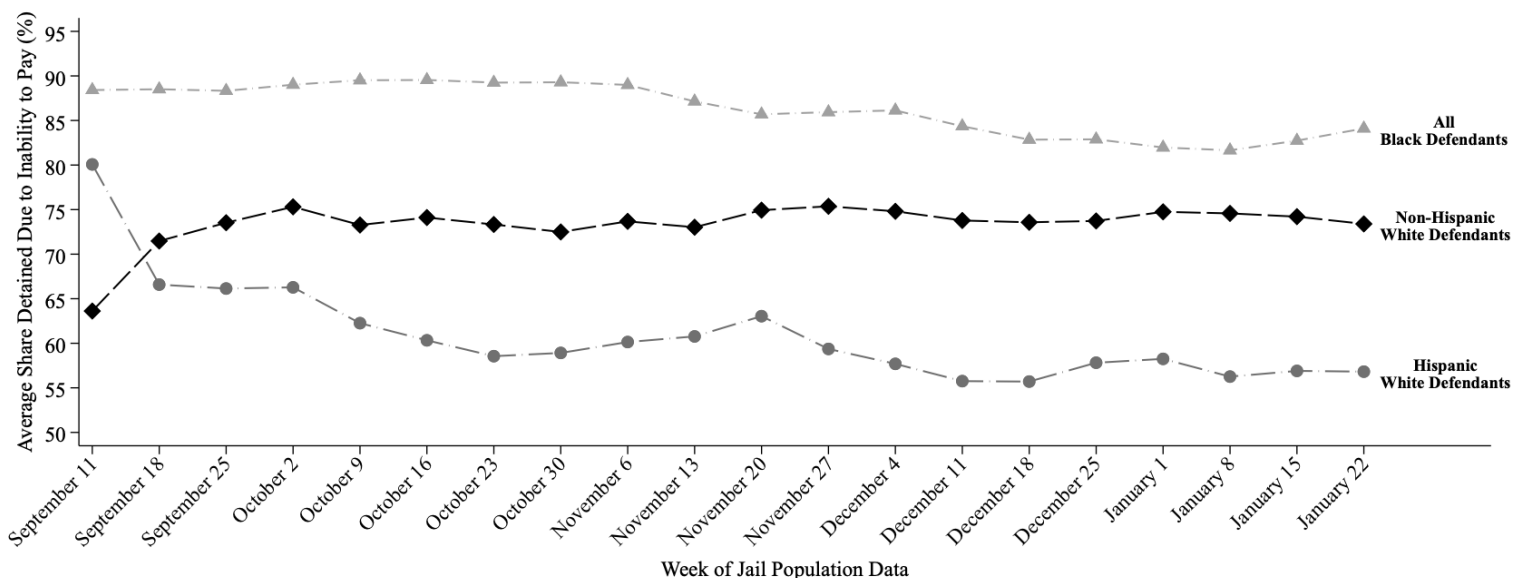
- **84% of Black defendants (128 out of 152)**
- **57% of Hispanic White defendants (46 out of 82)**
- **73% of non-Hispanic White defendants (44 out of 60)**

were detained per night based on inability to pay

Last week, among current pretrial jail inmates assigned to Judge Warren, **84% of Black defendants (128 out of 152 on an average night)**, **57% of Hispanic White defendants (46 out of 82 on an average night)**, and **73% of non-Hispanic White defendants (44 out of 60 on an average night)** were detained in Harris County Jail because they couldn't afford money bail.

Judge Warren's **racial difference in the share detained due to inability to pay for Black and Non-Hispanic White defendants** is among the **50% best** in Harris County. His **racial difference in the share detained due to inability to pay for Hispanic and Non-Hispanic White defendants** is among the **50% worst** in Harris County.

## Track Judge Warren's Share Detained Due to Inability to Pay



This report uses jail population data provided by Harris County. Share detained due to inability to pay represents the percent of current pretrial jail inmates assigned to this judge who were detained because they couldn't afford money bail.

# HARRIS COUNTY FELONY PRETRIAL DETENTION REPORT

*Brought to you by the Texas Center for Justice and Equity and researchers at Harvard University*

January 29, 2023 - February 4, 2023



## Brian Warren – 209<sup>th</sup> District Court

Among current pretrial jail inmates assigned to Judge Warren:

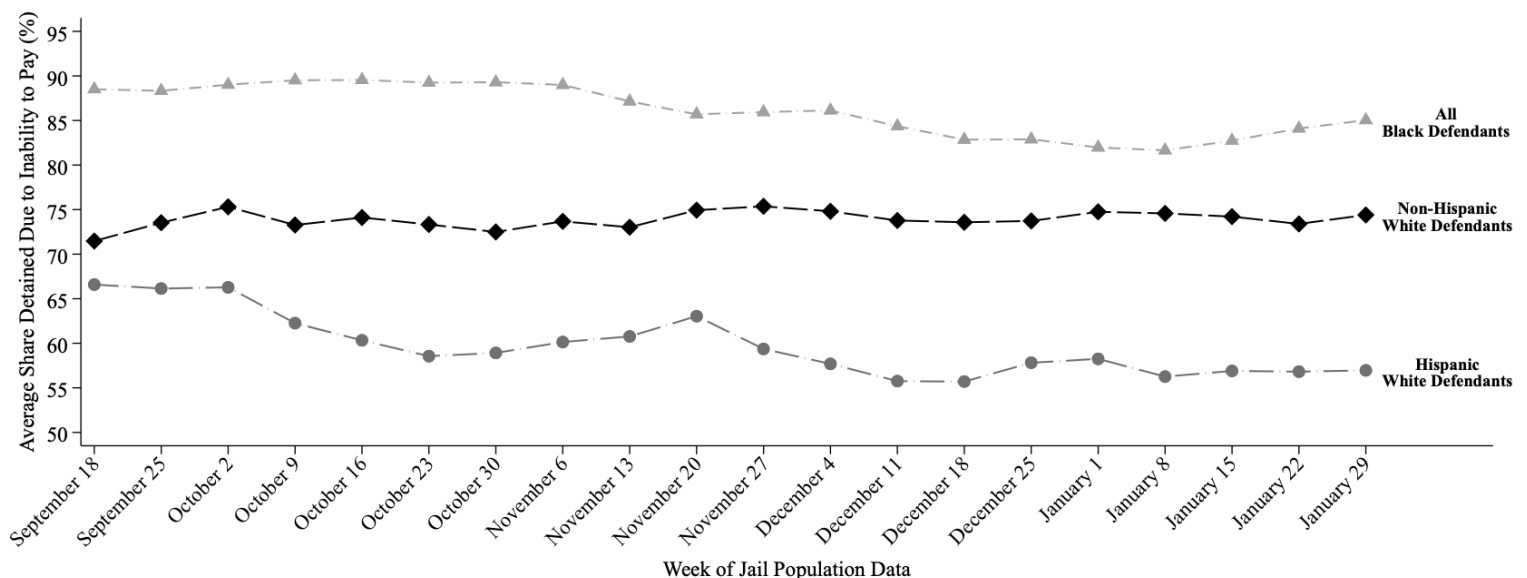
- **85% of Black defendants (128 out of 151)**
- **57% of Hispanic White defendants (45 out of 79)**
- **74% of non-Hispanic White defendants (49 out of 65)**

were detained per night based on inability to pay

Last week, among current pretrial jail inmates assigned to Judge Warren, **85% of Black defendants (128 out of 151 on an average night)**, **57% of Hispanic White defendants (45 out of 79 on an average night)**, and **74% of non-Hispanic White defendants (49 out of 65 on an average night)** were detained in Harris County Jail because they couldn't afford money bail.

Judge Warren's **racial difference in the share detained due to inability to pay for Black and Non-Hispanic White defendants** is among the **50% best** in Harris County. His **racial difference in the share detained due to inability to pay for Hispanic and Non-Hispanic White defendants** is among the **50% worst** in Harris County.

## Track Judge Warren's Share Detained Due to Inability to Pay



This report uses jail population data provided by Harris County. Share detained due to inability to pay represents the percent of current pretrial jail inmates assigned to this judge who were detained because they couldn't afford money bail.

# HARRIS COUNTY FELONY PRETRIAL DETENTION REPORT

*Brought to you by the Texas Center for Justice and Equity and researchers at Harvard University*

February 12, 2023 - February 18, 2023



## Brian Warren – 209<sup>th</sup> District Court

Among current pretrial jail inmates assigned to Judge Warren:

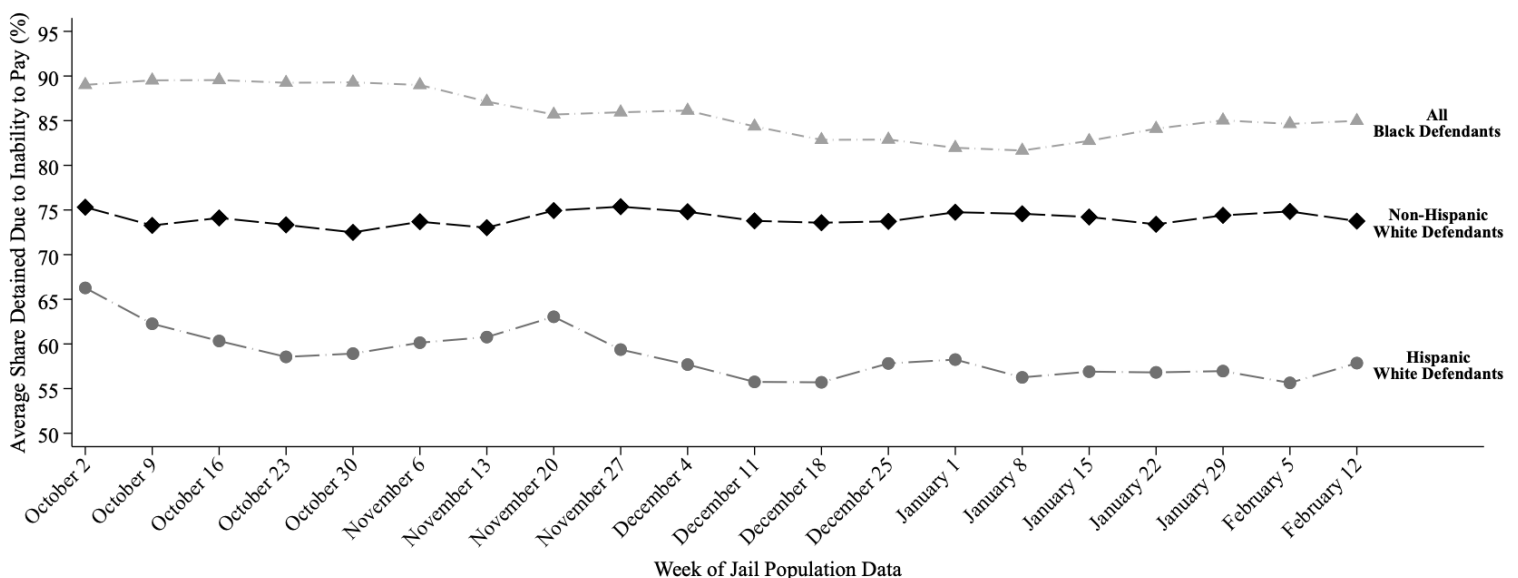
- **85% of Black defendants (127 out of 150)**
- **58% of Hispanic White defendants (41 out of 70)**
- **74% of non-Hispanic White defendants (44 out of 60)**

were detained per night based on inability to pay

Last week, among current pretrial jail inmates assigned to Judge Warren, **85% of Black defendants (127 out of 150 on an average night)**, **58% of Hispanic White defendants (41 out of 70 on an average night)**, and **74% of non-Hispanic White defendants (44 out of 60 on an average night)** were detained in Harris County Jail because they couldn't afford money bail.

Judge Warren's **racial difference in the share detained due to inability to pay for Black and Non-Hispanic White defendants** is among the **50% best** in Harris County. His **racial difference in the share detained due to inability to pay for Hispanic and Non-Hispanic White defendants** is among the **50% worst** in Harris County.

## Track Judge Warren's Share Detained Due to Inability to Pay



This report uses jail population data provided by Harris County. Share detained due to inability to pay represents the percent of current pretrial jail inmates assigned to this judge who were detained because they couldn't afford money bail.

# HARRIS COUNTY FELONY PRETRIAL DETENTION REPORT

Brought to you by the Texas Center for Justice and Equity and researchers at Harvard University

February 19, 2023 - February 25, 2023



## Brian Warren – 209<sup>th</sup> District Court

Among current pretrial jail inmates assigned to Judge Warren:

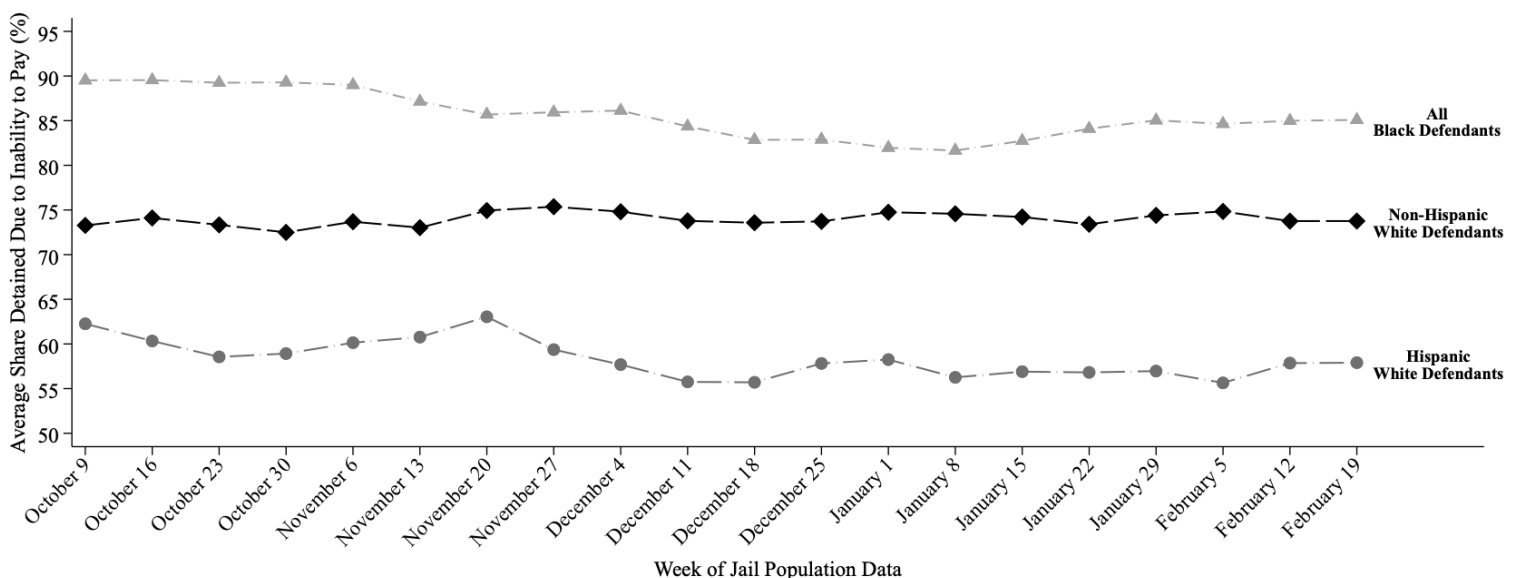
- **85% of Black defendants (126 out of 148)**
- **58% of Hispanic White defendants (42 out of 72)**
- **74% of non-Hispanic White defendants (45 out of 60)**

were detained per night based on inability to pay

Last week, among current pretrial jail inmates assigned to Judge Warren, **85% of Black defendants (126 out of 148 on an average night)**, **58% of Hispanic White defendants (42 out of 72 on an average night)**, and **74% of non-Hispanic White defendants (45 out of 60 on an average night)** were detained in Harris County Jail because they couldn't afford money bail.

Judge Warren's **racial difference in the share detained due to inability to pay for Black and Non-Hispanic White defendants** is among the **50% worst** in Harris County. His **racial difference in the share detained due to inability to pay for Hispanic and Non-Hispanic White defendants** is among the **50% worst** in Harris County.

## Track Judge Warren's Share Detained Due to Inability to Pay



This report uses jail population data provided by Harris County. Share detained due to inability to pay represents the percent of current pretrial jail inmates assigned to this judge who were detained because they couldn't afford money bail.

# HARRIS COUNTY FELONY PRETRIAL DETENTION REPORT

*Brought to you by the Texas Center for Justice and Equity and researchers at Harvard University*

February 26, 2023 - March 4, 2023



## Brian Warren – 209<sup>th</sup> District Court

Among current pretrial jail inmates assigned to Judge Warren:

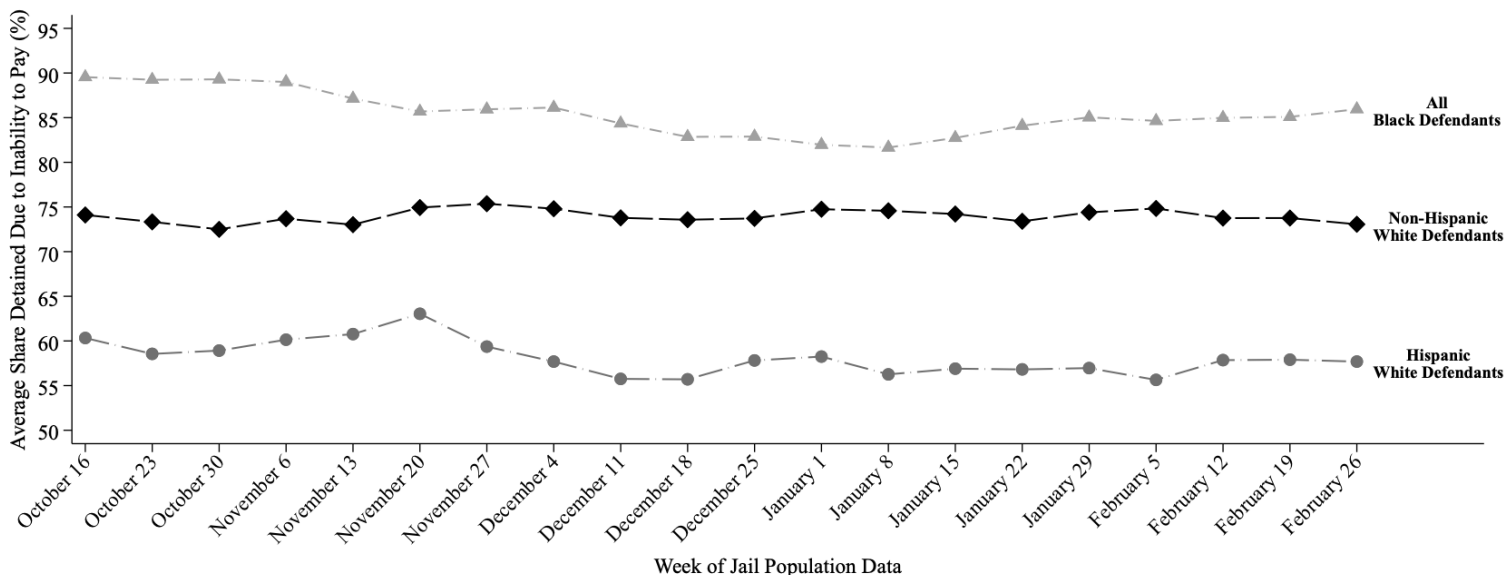
- **86% of Black defendants (127 out of 148)**
- **58% of Hispanic White defendants (41 out of 72)**
- **73% of non-Hispanic White defendants (45 out of 61)**

were detained per night based on inability to pay

Last week, among current pretrial jail inmates assigned to Judge Warren, **86% of Black defendants (127 out of 148 on an average night)**, **58% of Hispanic White defendants (41 out of 72 on an average night)**, and **73% of non-Hispanic White defendants (45 out of 61 on an average night)** were detained in Harris County Jail because they couldn't afford money bail.

Judge Warren's **racial difference in the share detained due to inability to pay for Black and Non-Hispanic White defendants** is among the **50% worst** in Harris County. His **racial difference in the share detained due to inability to pay for Hispanic and Non-Hispanic White defendants** is among the **50% worst** in Harris County.

## Track Judge Warren's Share Detained Due to Inability to Pay



This report uses jail population data provided by Harris County. Share detained due to inability to pay represents the percent of current pretrial jail inmates assigned to this judge who were detained because they couldn't afford money bail.

# HARRIS COUNTY FELONY PRETRIAL DETENTION REPORT

*Brought to you by the Texas Center for Justice and Equity and researchers at Harvard University*

March 12, 2023 - March 18, 2023



## Brian Warren – 209<sup>th</sup> District Court

Among current pretrial jail inmates assigned to Judge Warren:

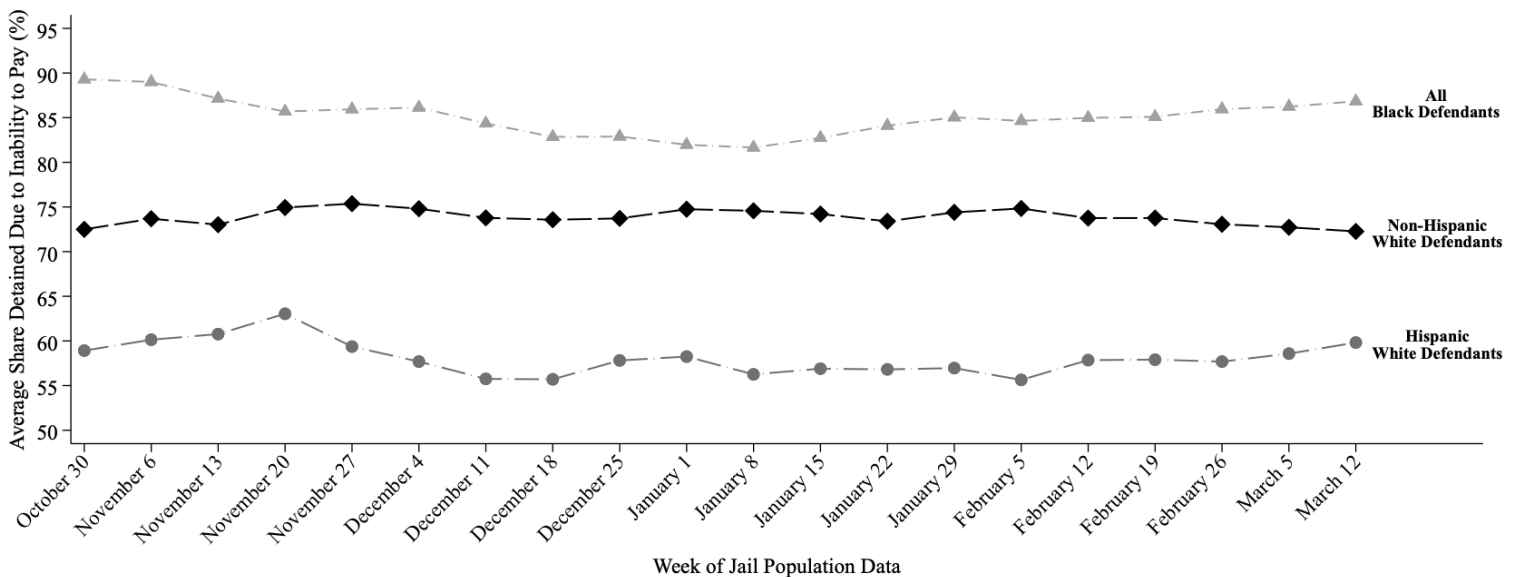
- **87% of Black defendants (127 out of 147)**
- **60% of Hispanic White defendants (45 out of 75)**
- **72% of non-Hispanic White defendants (45 out of 63)**

were detained per night based on inability to pay

Last week, among current pretrial jail inmates assigned to Judge Warren, **87% of Black defendants (127 out of 147 on an average night)**, **60% of Hispanic White defendants (45 out of 75 on an average night)**, and **72% of non-Hispanic White defendants (45 out of 63 on an average night)** were detained in Harris County Jail because they couldn't afford money bail.

Judge Warren's **racial difference in the share detained due to inability to pay for Black and Non-Hispanic White defendants** is among the **50% worst** in Harris County. His **racial difference in the share detained due to inability to pay for Hispanic and Non-Hispanic White defendants** is among the **50% best** in Harris County.

## Track Judge Warren's Share Detained Due to Inability to Pay



This report uses jail population data provided by Harris County. Share detained due to inability to pay represents the percent of current pretrial jail inmates assigned to this judge who were detained because they couldn't afford money bail.



# HARRIS COUNTY FELONY PRETRIAL DETENTION REPORT

Brought to you by the Texas Center for Justice and Equity and researchers at Harvard University

April 2, 2023 - April 8, 2023



## Brian Warren – 209<sup>th</sup> District Court

Among current pretrial jail inmates assigned to Judge Warren:

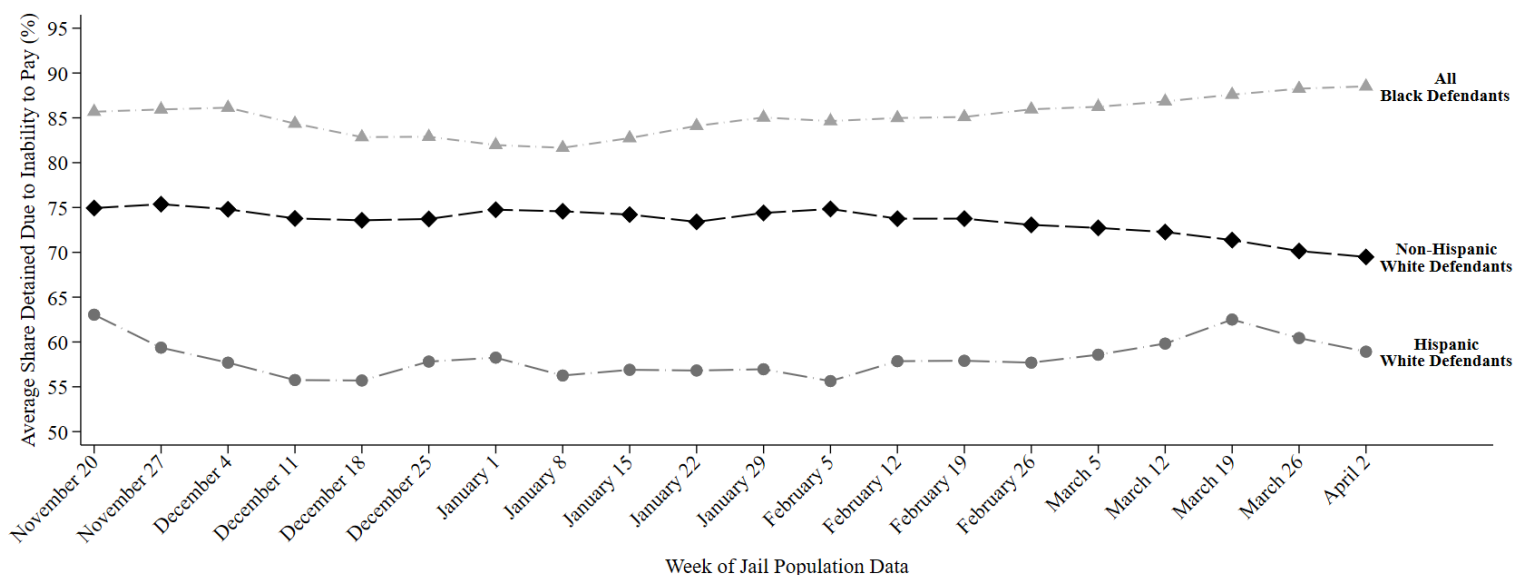
- **89% of Black defendants (125 out of 142)**
- **59% of Hispanic White defendants (42 out of 71)**
- **69% of non-Hispanic White defendants (39 out of 56)**

were detained per night based on inability to pay

Last week, among current pretrial jail inmates assigned to Judge Warren, **89% of Black defendants (125 out of 142 on an average night)**, **59% of Hispanic White defendants (42 out of 71 on an average night)**, and **69% of non-Hispanic White defendants (39 out of 56 on an average night)** were detained in Harris County Jail because they couldn't afford money bail.

Judge Warren's **racial difference in the share detained due to inability to pay for Black and Non-Hispanic White defendants** is among the **25% worst** in Harris County. His **racial difference in the share detained due to inability to pay for Hispanic and Non-Hispanic White defendants** is among the **50% best** in Harris County.

## Track Judge Warren's Share Detained Due to Inability to Pay



This report uses jail population data provided by Harris County. Share detained due to inability to pay represents the percent of current pretrial jail inmates assigned to this judge who were detained because they couldn't afford money bail.

# HARRIS COUNTY FELONY PRETRIAL DETENTION REPORT

Brought to you by the Texas Center for Justice and Equity and researchers at Harvard University

April 9, 2023 - April 15, 2023



## Brian Warren – 209<sup>th</sup> District Court

Among current pretrial jail inmates assigned to Judge Warren:

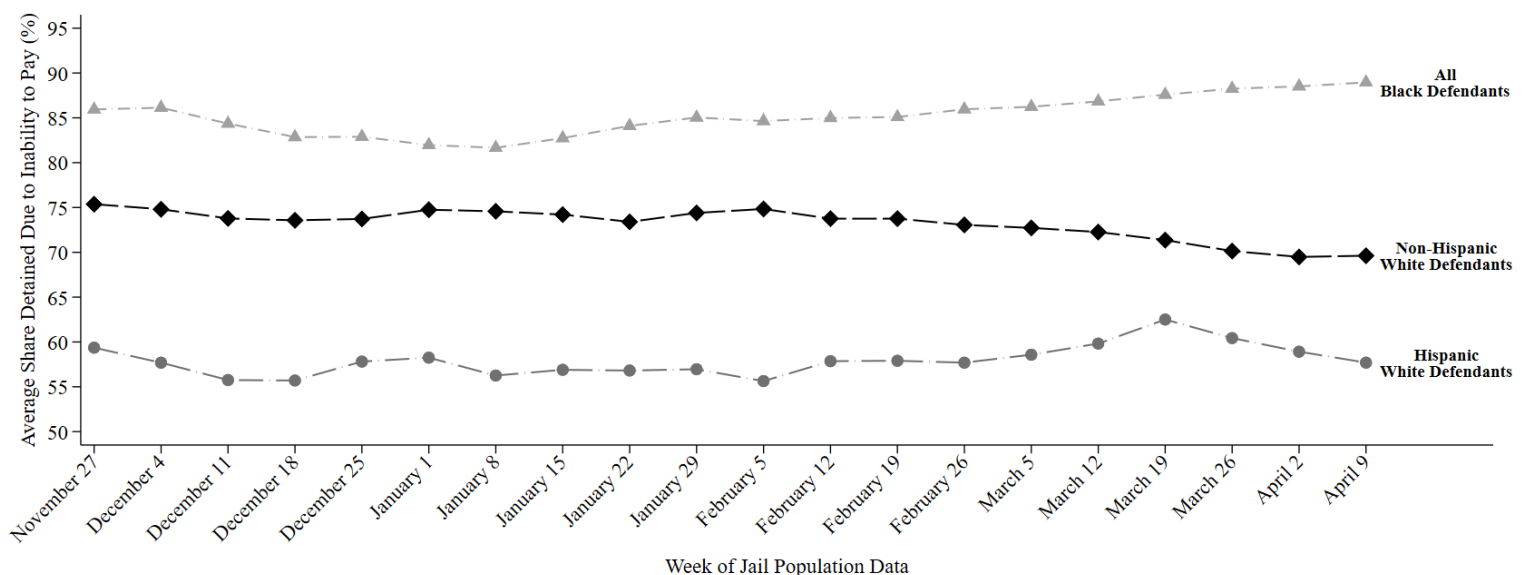
- **89% of Black defendants (129 out of 145)**
- **58% of Hispanic White defendants (42 out of 73)**
- **70% of non-Hispanic White defendants (39 out of 56)**

were detained per night based on inability to pay

Last week, among current pretrial jail inmates assigned to Judge Warren, 89% of Black defendants (129 out of 145 on an average night), 58% of Hispanic White defendants (42 out of 73 on an average night), and 70% of non-Hispanic White defendants (39 out of 56 on an average night) were detained in Harris County Jail because they couldn't afford money bail.

Judge Warren's racial difference in the share detained due to inability to pay for Black and Non-Hispanic White defendants is among the 25% worst in Harris County. His racial difference in the share detained due to inability to pay for Hispanic and Non-Hispanic White defendants is among the 50% best in Harris County.

## Track Judge Warren's Share Detained Due to Inability to Pay



This report uses jail population data provided by Harris County. Share detained due to inability to pay represents the percent of current pretrial jail inmates assigned to this judge who were detained because they couldn't afford money bail.

# HARRIS COUNTY FELONY PRETRIAL DETENTION REPORT

*Brought to you by the Texas Center for Justice and Equity and researchers at Harvard University*

April 16, 2023 - April 22, 2023



## Brian Warren – 209<sup>th</sup> District Court

Among current pretrial jail inmates assigned to Judge Warren:

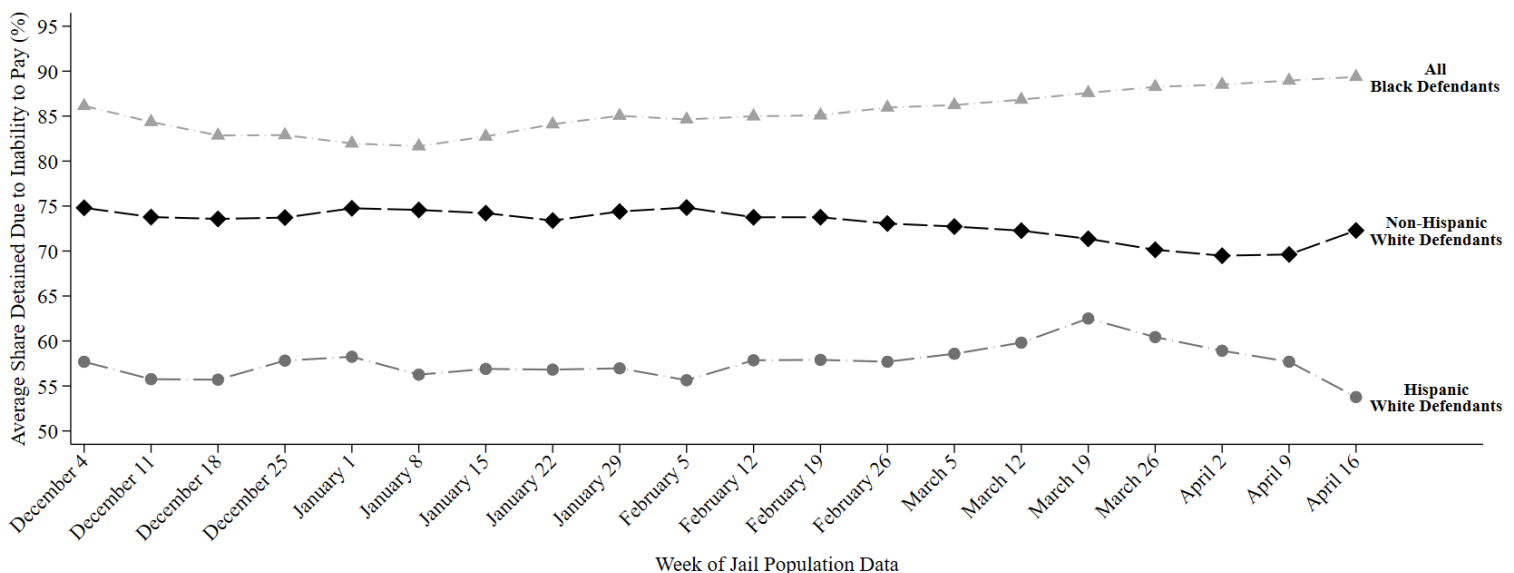
- **89% of Black defendants (127 out of 142)**
- **54% of Hispanic White defendants (39 out of 72)**
- **72% of non-Hispanic White defendants (43 out of 59)**

were detained per night based on inability to pay

Last week, among current pretrial jail inmates assigned to Judge Warren, **89% of Black defendants (127 out of 142 on an average night)**, **54% of Hispanic White defendants (39 out of 72 on an average night)**, and **72% of non-Hispanic White defendants (43 out of 59 on an average night)** were detained in Harris County Jail because they couldn't afford money bail.

Judge Warren's **racial difference in the share detained due to inability to pay for Black and Non-Hispanic White defendants** is among the **50% worst** in Harris County. His **racial difference in the share detained due to inability to pay for Hispanic and Non-Hispanic White defendants** is among the **50% worst** in Harris County.

## Track Judge Warren's Share Detained Due to Inability to Pay



This report uses jail population data provided by Harris County. Share detained due to inability to pay represents the percent of current pretrial jail inmates assigned to this judge who were detained because they couldn't afford money bail.

# HARRIS COUNTY FELONY PRETRIAL DETENTION REPORT

*Brought to you by the Texas Center for Justice and Equity and researchers at Harvard University*

April 23, 2023 - April 29, 2023



## Brian Warren – 209<sup>th</sup> District Court

Among current pretrial jail inmates assigned to Judge Warren:

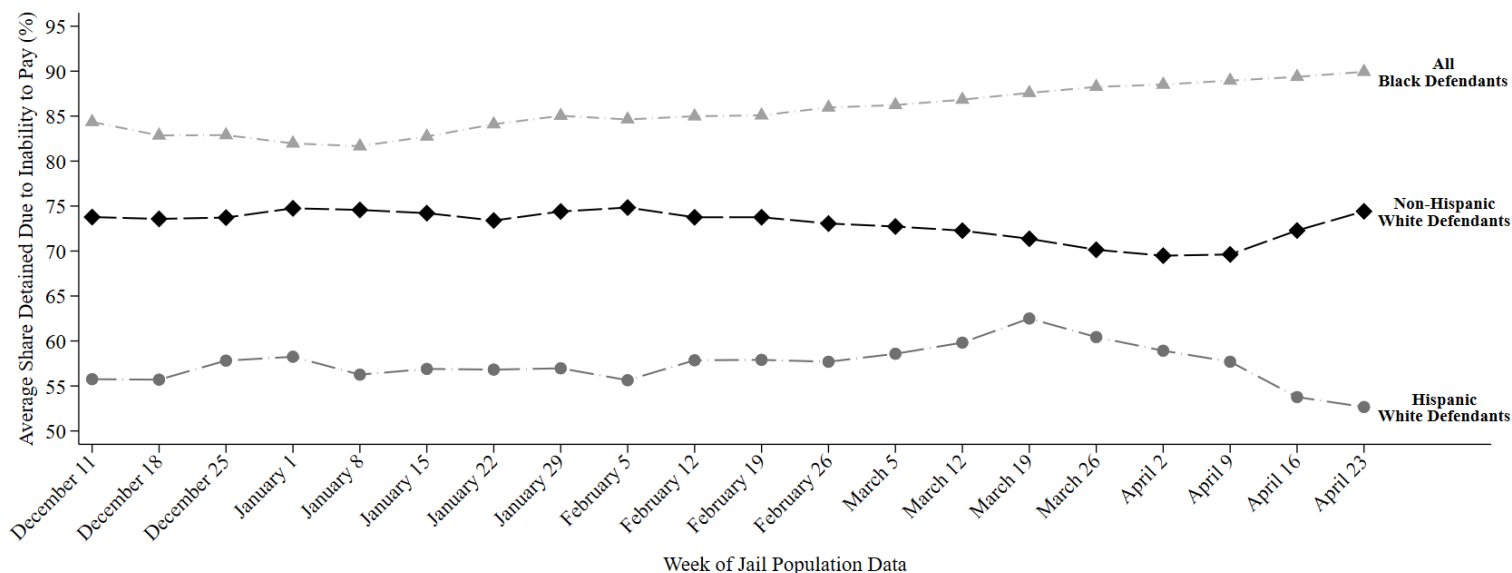
- **90% of Black defendants (129 out of 143)**
- **53% of Hispanic White defendants (37 out of 70)**
- **74% of non-Hispanic White defendants (46 out of 61)**

were detained per night based on inability to pay

Last week, among current pretrial jail inmates assigned to Judge Warren, **90% of Black defendants (129 out of 143 on an average night)**, **53% of Hispanic White defendants (37 out of 70 on an average night)**, and **74% of non-Hispanic White defendants (46 out of 61 on an average night)** were detained in Harris County Jail because they couldn't afford money bail.

Judge Warren's **racial difference in the share detained due to inability to pay for Black and Non-Hispanic White defendants** is among the **50% worst** in Harris County. His **racial difference in the share detained due to inability to pay for Hispanic and Non-Hispanic White defendants** is among the **50% best** in Harris County.

## Track Judge Warren's Share Detained Due to Inability to Pay



This report uses jail population data provided by Harris County. Share detained due to inability to pay represents the percent of current pretrial jail inmates assigned to this judge who were detained because they couldn't afford money bail.

# HARRIS COUNTY FELONY PRETRIAL DETENTION REPORT

*Brought to you by the Texas Center for Justice and Equity and researchers at Harvard University*

April 30, 2023 - May 6, 2023



## Brian Warren – 209<sup>th</sup> District Court

Among current pretrial jail inmates assigned to Judge Warren:

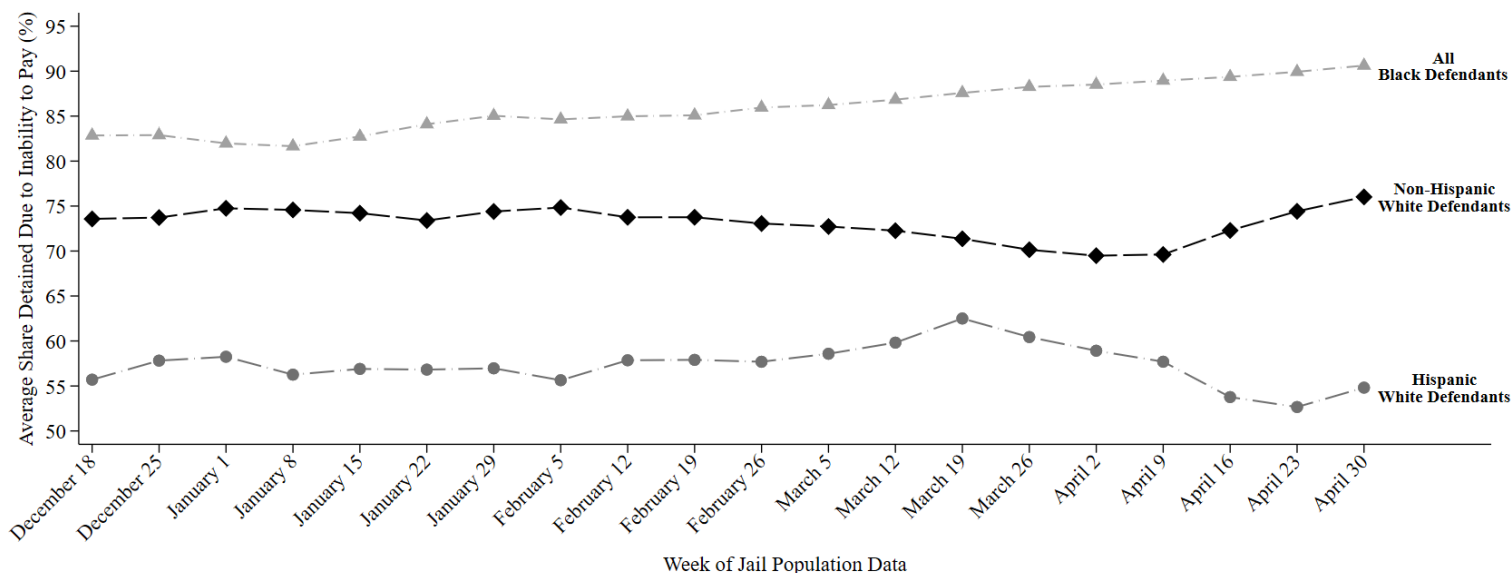
- **91% of Black defendants (128 out of 142)**
- **55% of Hispanic White defendants (40 out of 73)**
- **76% of non-Hispanic White defendants (45 out of 60)**

were detained per night based on inability to pay

Last week, among current pretrial jail inmates assigned to Judge Warren, **91% of Black defendants (128 out of 142 on an average night)**, **55% of Hispanic White defendants (40 out of 73 on an average night)**, and **76% of non-Hispanic White defendants (45 out of 60 on an average night)** were detained in Harris County Jail because they couldn't afford money bail.

Judge Warren's **racial difference in the share detained due to inability to pay for Black and Non-Hispanic White defendants** is among the **50% worst** in Harris County. His **racial difference in the share detained due to inability to pay for Hispanic and Non-Hispanic White defendants** is among the **50% worst** in Harris County.

## Track Judge Warren's Share Detained Due to Inability to Pay



This report uses jail population data provided by Harris County. Share detained due to inability to pay represents the percent of current pretrial jail inmates assigned to this judge who were detained because they couldn't afford money bail.

# HARRIS COUNTY FELONY PRETRIAL DETENTION REPORT

*Brought to you by the Texas Center for Justice and Equity and researchers at Harvard University*

May 14, 2023 - May 20, 2023



## Brian Warren – 209<sup>th</sup> District Court

Among current pretrial jail inmates assigned to Judge Warren:

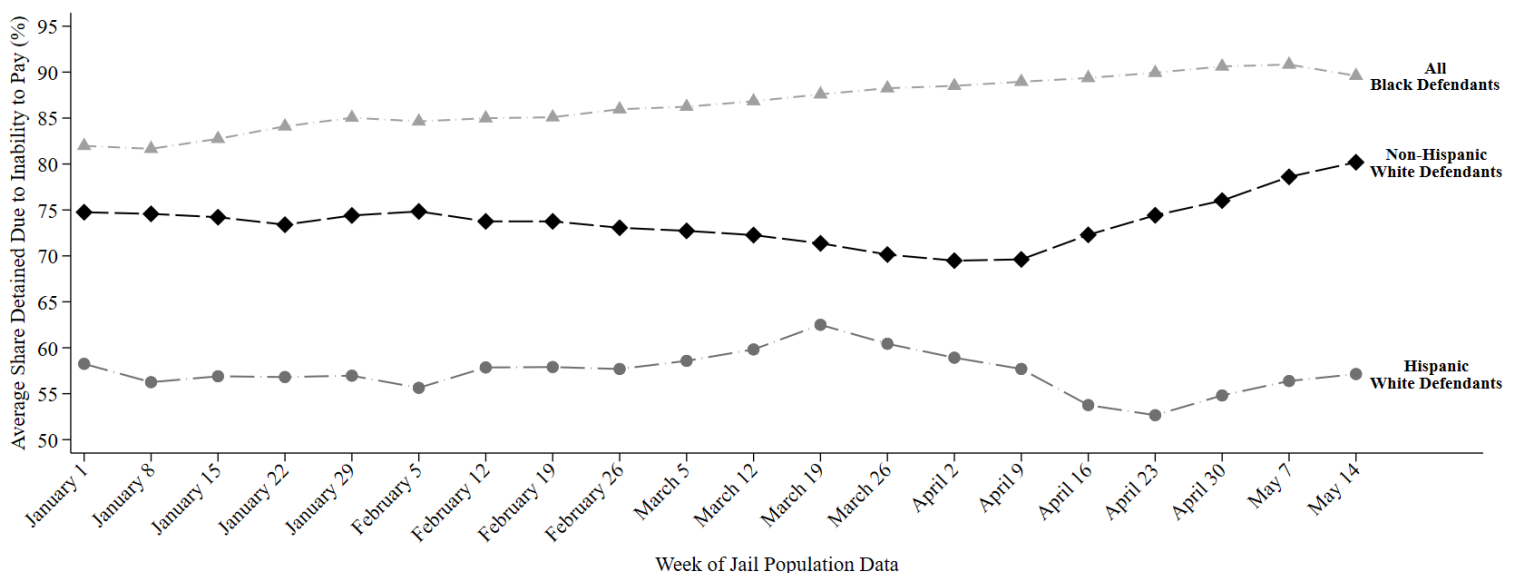
- **90% of Black defendants (128 out of 143)**
- **57% of Hispanic White defendants (41 out of 71)**
- **80% of non-Hispanic White defendants (47 out of 59)**

were detained per night based on inability to pay

Last week, among current pretrial jail inmates assigned to Judge Warren, **90% of Black defendants (128 out of 143 on an average night)**, **57% of Hispanic White defendants (41 out of 71 on an average night)**, and **80% of non-Hispanic White defendants (47 out of 59 on an average night)** were detained in Harris County Jail because they couldn't afford money bail.

Judge Warren's **racial difference in the share detained due to inability to pay for Black and Non-Hispanic White defendants** is among the **50% best** in Harris County. His **racial difference in the share detained due to inability to pay for Hispanic and Non-Hispanic White defendants** is among the **50% worst** in Harris County.

## Track Judge Warren's Share Detained Due to Inability to Pay



This report uses jail population data provided by Harris County. Share detained due to inability to pay represents the percent of current pretrial jail inmates assigned to this judge who were detained because they couldn't afford money bail.



# HARRIS COUNTY FELONY PRETRIAL DETENTION REPORT

*Brought to you by the Texas Center for Justice and Equity and researchers at Harvard University*

May 28, 2023 - June 3, 2023



## Brian Warren – 209<sup>th</sup> District Court

Among current pretrial jail inmates assigned to Judge Warren:

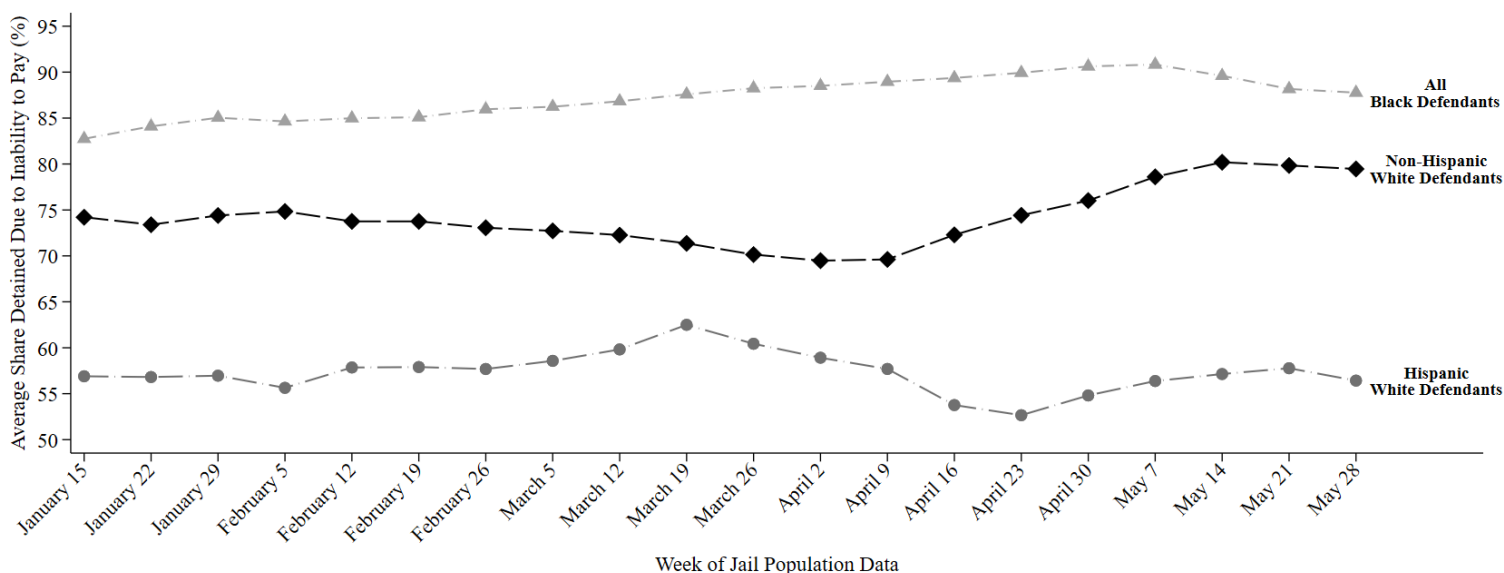
- **88% of Black defendants (123 out of 140)**
- **56% of Hispanic White defendants (37 out of 66)**
- **79% of non-Hispanic White defendants (43 out of 54)**

were detained per night based on inability to pay

Last week, among current pretrial jail inmates assigned to Judge Warren, **88% of Black defendants (123 out of 140 on an average night)**, **56% of Hispanic White defendants (37 out of 66 on an average night)**, and **79% of non-Hispanic White defendants (43 out of 54 on an average night)** were detained in Harris County Jail because they couldn't afford money bail.

Judge Warren's **racial difference in the share detained due to inability to pay for Black and Non-Hispanic White defendants** is among the **50% best** in Harris County. His **racial difference in the share detained due to inability to pay for Hispanic and Non-Hispanic White defendants** is among the **50% worst** in Harris County.

## Track Judge Warren's Share Detained Due to Inability to Pay



This report uses jail population data provided by Harris County. Share detained due to inability to pay represents the percent of current pretrial jail inmates assigned to this judge who were detained because they couldn't afford money bail.

# HARRIS COUNTY FELONY PRETRIAL DETENTION REPORT

*Brought to you by the Texas Center for Justice and Equity and researchers at Harvard University*

July 2, 2023 - July 8, 2023



## Brian Warren – 209<sup>th</sup> District Court

Among current pretrial jail inmates assigned to Judge Warren:

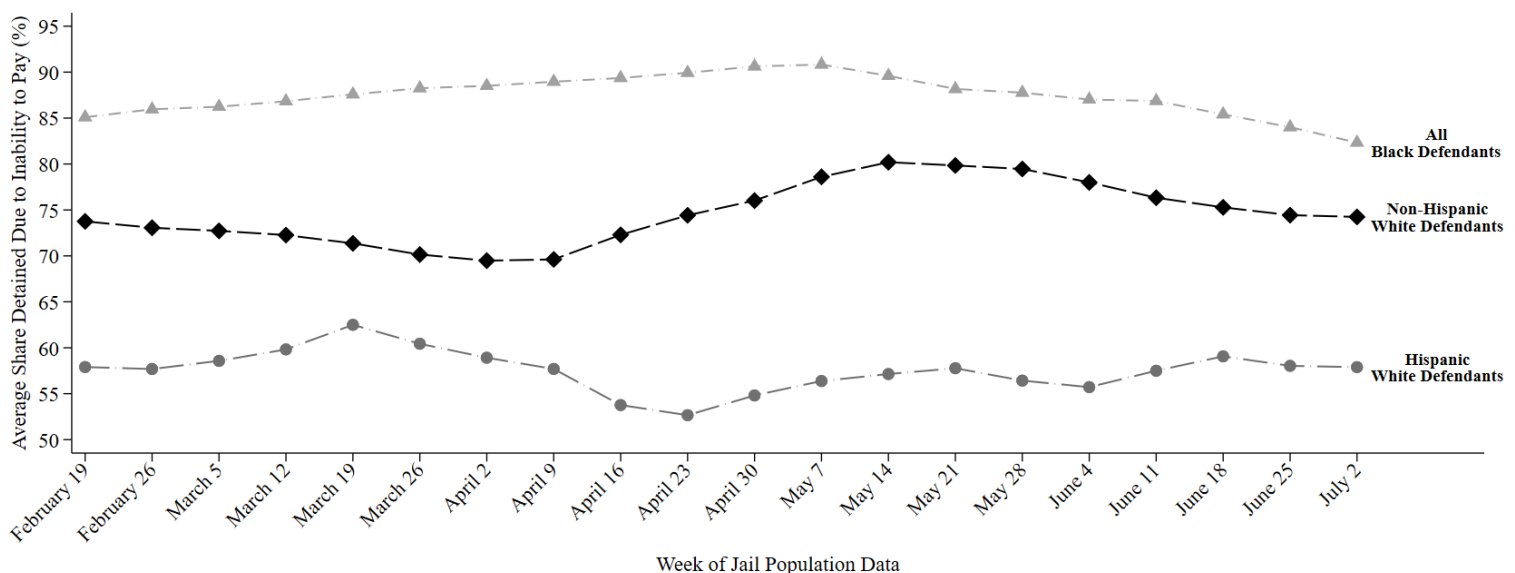
- **82% of Black defendants (112 out of 136)**
- **58% of Hispanic White defendants (44 out of 76)**
- **74% of non-Hispanic White defendants (39 out of 52)**

were detained per night based on inability to pay

Last week, among current pretrial jail inmates assigned to Judge Warren, **82% of Black defendants (112 out of 136 on an average night)**, **58% of Hispanic White defendants (44 out of 76 on an average night)**, and **74% of non-Hispanic White defendants (39 out of 52 on an average night)** were detained in Harris County Jail because they couldn't afford money bail.

Judge Warren's **racial difference in the share detained due to inability to pay for Black and Non-Hispanic White defendants** is among the **25% best** in Harris County. His **racial difference in the share detained due to inability to pay for Hispanic and Non-Hispanic White defendants** is among the **50% best** in Harris County.

## Track Judge Warren's Share Detained Due to Inability to Pay



This report uses jail population data provided by Harris County. Share detained due to inability to pay represents the percent of current pretrial jail inmates assigned to this judge who were detained because they couldn't afford money bail.

# HARRIS COUNTY FELONY PRETRIAL DETENTION REPORT

*Brought to you by the Texas Center for Justice and Equity and researchers at Harvard University*

July 9, 2023 - July 15, 2023



## Brian Warren – 209<sup>th</sup> District Court

Among current pretrial jail inmates assigned to Judge Warren:

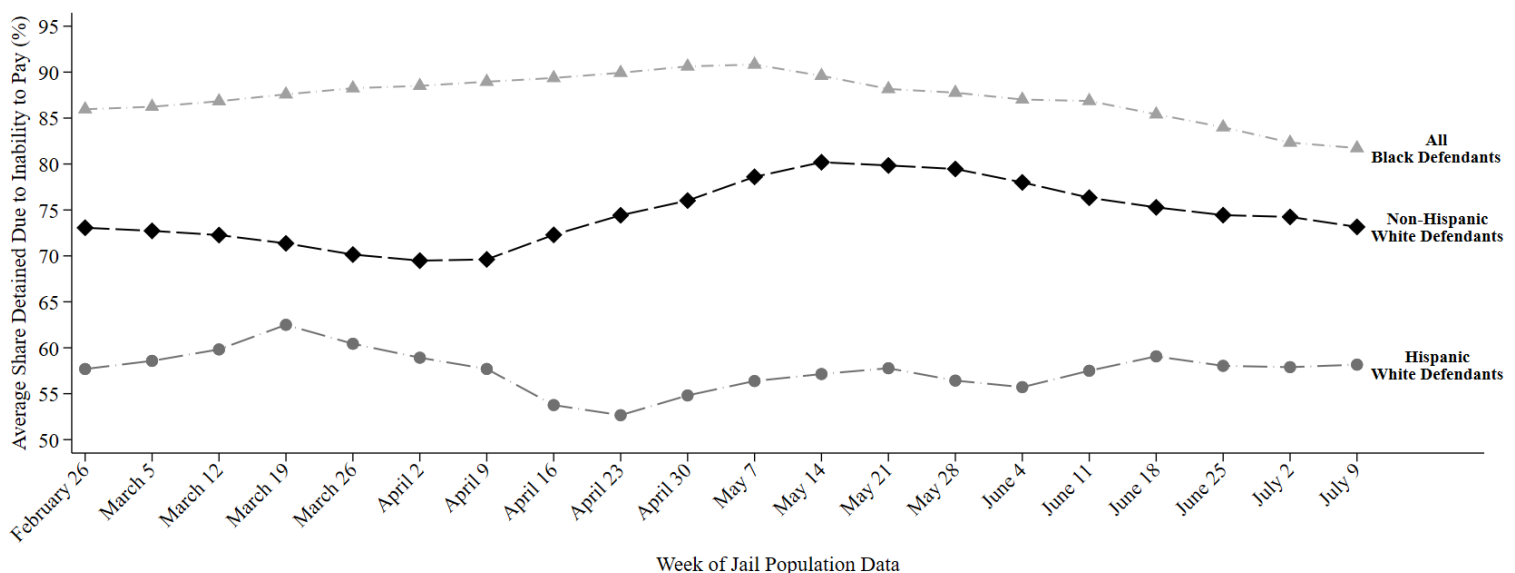
- **82% of Black defendants (112 out of 137)**
- **58% of Hispanic White defendants (45 out of 78)**
- **73% of non-Hispanic White defendants (35 out of 48)**

were detained per night based on inability to pay

Last week, among current pretrial jail inmates assigned to Judge Warren, **82% of Black defendants (112 out of 137 on an average night)**, **58% of Hispanic White defendants (45 out of 78 on an average night)**, and **73% of non-Hispanic White defendants (35 out of 48 on an average night)** were detained in Harris County Jail because they couldn't afford money bail.

Judge Warren's **racial difference in the share detained due to inability to pay for Black and Non-Hispanic White defendants** is among the **25% best** in Harris County. His **racial difference in the share detained due to inability to pay for Hispanic and Non-Hispanic White defendants** is among the **25% best** in Harris County.

## Track Judge Warren's Share Detained Due to Inability to Pay



This report uses jail population data provided by Harris County. Share detained due to inability to pay represents the percent of current pretrial jail inmates assigned to this judge who were detained because they couldn't afford money bail.

# HARRIS COUNTY FELONY PRETRIAL DETENTION REPORT

*Brought to you by the Texas Center for Justice and Equity and researchers at Harvard University*

July 16, 2023 - July 22, 2023



## Brian Warren – 209<sup>th</sup> District Court

Among current pretrial jail inmates assigned to Judge Warren:

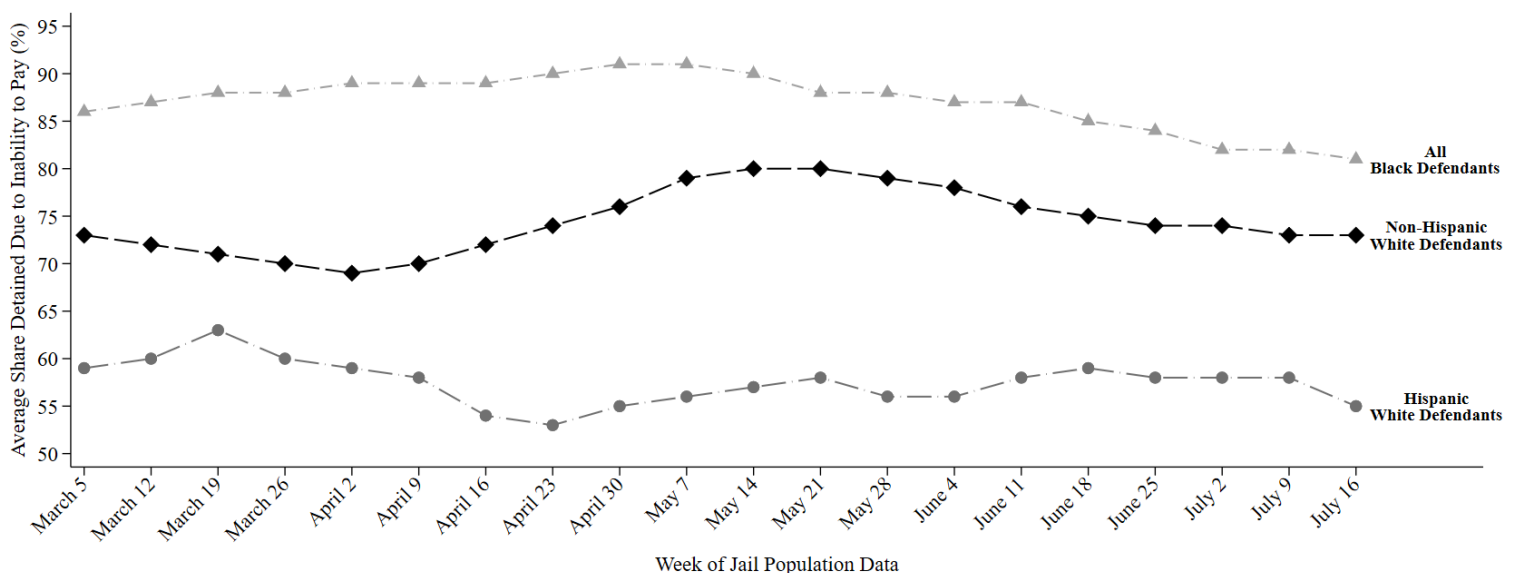
- **81% of Black defendants (109 out of 134)**
- **55% of Hispanic White defendants (42 out of 77)**
- **73% of Non-Hispanic White defendants (37 out of 50)**

were detained per night based on inability to pay

Last week, among current pretrial jail inmates assigned to **Judge Warren**, **81% of Black defendants (109 out of 134 on an average night)**, **55% of Hispanic White defendants (42 out of 77 on an average night)**, and **73% of Non-Hispanic White defendants (37 out of 50 on an average night)** were detained in Harris County Jail because they couldn't afford money bail.

Judge Warren's **racial difference in the share detained due to inability to pay for Black and Non-Hispanic White defendants** is among the **25% best** in Harris County. His **racial difference in the share detained due to inability to pay for Hispanic and Non-Hispanic White defendants** is among the **50% best** in Harris County.

## Track Judge Warren's Share Detained Due to Inability to Pay



This report uses jail population data provided by Harris County. Share detained due to inability to pay represents the percent of current pretrial jail inmates assigned to this judge who were detained because they couldn't afford money bail.

# INDIGENT COUNSEL IN THE HARRIS COUNTY DISTRICT COURTS


A REPORT BROUGHT TO YOU BY RESTORING JUSTICE AND THE TEXAS CENTER FOR JUSTICE AND EQUITY

THIS REPORT USES DATA FROM HARRIS COUNTY'S NEW INDIGENT DEFENSE DASHBOARD TO SHOW HOW FREQUENTLY EACH OF THE DISTRICT COURT JUDGES UTILIZES THE HARRIS COUNTY PUBLIC DEFENDER'S OFFICE, WHICH IS CAPABLE OF RECEIVING UP TO 20% OF ALL DISTRICT COURT INDIGENT APPOINTMENTS.

## DISTRICT COURTS BY LOWEST PUBLIC DEFENDER APPOINTMENT RATE

JANUARY 2023

### #1 JUDGE BROCK THOMAS



**1.85%**

OF INDIGENT  
CASES ASSIGNED  
TO PDO

RIC

### #2 JUDGE KRISTIN M. GUINEY



**4.30%**

OF INDIGENT  
CASES ASSIGNED  
TO PDO

183RD DISTRICT COURT

### #3 JUDGE NIKITA V. HARMON



**4.74%**

OF INDIGENT  
CASES ASSIGNED  
TO PDO

176TH DISTRICT COURT

<u>RANK</u>	<u>COURT</u>	<u>JUDGE</u>	<u>% OF INDIGENT CASES ASSIGNED TO PDO</u>
4.	179TH	ANA MARTINEZ	6.50%
5.	182ND	DANILO LACAYO	7.85%
6.	339TH	TE'IVA J. BELL	8.41%
7.	209TH	BRIAN E WARREN	9.95%
8.	208TH	BEVERLY D. ARMSTRONG	10.20%
9.	248TH	HILARY UNGER	10.50%
10.	177TH	ROBERT JOHNSON	10.56%
11.	263RD	MELISSA M. MORRIS	10.61%
12.	178TH	KELLI JOHNSON	10.61%
13.	338TH	RAMONA FRANKLIN	11.49%
14.	180TH	DASEAN JONES	12.00%
15.	337TH	COLLEEN GAIDO	12.68%
16.	232ND	JOSH HILL	13.38%
17.	351ST	NATALIA "NATA" CORNELIO	13.54%
18.	262ND	LORI CHAMBERS GRAY	13.61%
19.	228TH	FRANK AGUILAR	13.64%
20.	185TH	ANDREA BEALL	14.36%
21.	184TH	KATHERINE N. THOMAS	15.43%
22.	482ND	VERONICA M. NELSON	17.16%
23.	174TH	HAZEL B. JONES	18.00%
24.	230TH	CHRIS MORTON	20.36%

**TOTAL PDO APPOINTMENT RATE**

**10.87%**

The 6th Amendment to the U.S. Constitution requires the appointment of an attorney for anyone facing criminal charges that is unable to afford their own. In Harris County, the judges of the district courts select attorneys for any indigent defendant facing charges in their court.

Despite the establishment of the Harris County Public Defender's Office in 2011, many of Harris County's elected district court judges fail to appoint the Public Defender's Office to capacity, opting to appoint private attorneys to represent indigent defendants instead.

Recent research conducted in Harris County shows that private attorneys receiving appointments are less effective than the Harris County Public Defender's Office in addition to frequently donating to judicial re-election campaigns and exceeding the Texas Indigent Defense Commission's maximum recommended caseload limits.

# INDIGENT COUNSEL IN THE HARRIS COUNTY DISTRICT COURTS

A REPORT BROUGHT TO YOU BY RESTORING JUSTICE AND THE TEXAS CENTER FOR JUSTICE AND EQUITY

THIS REPORT USES DATA FROM HARRIS COUNTY'S NEW INDIGENT DEFENSE DASHBOARD TO SHOW HOW FREQUENTLY EACH OF THE DISTRICT COURT JUDGES UTILIZES THE HARRIS COUNTY PUBLIC DEFENDER'S OFFICE, WHICH IS CAPABLE OF RECEIVING UP TO 20% OF ALL DISTRICT COURT INDIGENT APPOINTMENTS.

## DISTRICT COURTS BY LOWEST PUBLIC DEFENDER APPOINTMENT RATE

FEBRUARY 2023

### #1 JUDGE KRISTIN M. GUINEY



**1.92%**

OF INDIGENT  
CASES ASSIGNED  
TO PDO

183RD DISTRICT COURT

### #2 JUDGE BROCK THOMAS



**2.88%**

OF INDIGENT  
CASES ASSIGNED  
TO PDO

RIC

### #3 JUDGE RAMONA FRANKLIN



**9.09%**

OF INDIGENT  
CASES ASSIGNED  
TO PDO

338TH DISTRICT COURT

<u>RANK</u>	<u>COURT</u>	<u>JUDGE</u>	<u>% OF INDIGENT CASES ASSIGNED TO PDO</u>
4.	351ST	NATALIA "NATA" CORNELIO	10.18%
5.	176TH	NIKITA V. HARMON	11.28%
6.	209TH	BRIAN E WARREN	11.66%
7.	182ND	DANILO LACAYO	12.34%
8.	248TH	HILARY UNGER	12.63%
9.	174TH	HAZEL B. JONES	13.02%
10.	185TH	ANDREA BEALL	13.51%
11.	208TH	BEVERLY D. ARMSTRONG	14.12%
12.	228TH	FRANK AGUILAR	14.38%
13.	180TH	DASEAN JONES	14.57%
14.	232ND	JOSH HILL	14.65%
15.	262ND	LORI CHAMBERS GRAY	14.67%
16.	178TH	KELLI JOHNSON	14.89%
17.	263RD	MELISSA M. MORRIS	15.08%
18.	179TH	ANA MARTINEZ	15.51%
19.	337TH	COLLEEN GAIDO	16.98%
20.	339TH	TE'IVA J. BELL	17.84%
21.	482ND	VERONICA M. NELSON	18.18%
22.	184TH	KATHERINE N. THOMAS	19.70%
23.	177TH	ROBERT JOHNSON	20.14%
24.	230TH	CHRIS MORTON	20.34%

**TOTAL PDO APPOINTMENT RATE**

**13.37%**

The 6th Amendment to the U.S. Constitution requires the appointment of an attorney for anyone facing criminal charges that is unable to afford their own. In Harris County, the judges of the district courts select attorneys for any indigent defendant facing charges in their court.

Despite the establishment of the Harris County Public Defender's Office in 2011, many of Harris County's elected district court judges fail to appoint the Public Defender's Office to capacity, opting to appoint private attorneys to represent indigent defendants instead.

Recent research conducted in Harris County shows that private attorneys receiving appointments are less effective than the Harris County Public Defender's Office in addition to frequently donating to judicial re-election campaigns and exceeding the Texas Indigent Defense Commission's maximum recommended caseload limits.



# INDIGENT COUNSEL IN THE HARRIS COUNTY DISTRICT COURTS


A REPORT BROUGHT TO YOU BY RESTORING JUSTICE AND THE TEXAS CENTER FOR JUSTICE AND EQUITY

THIS REPORT USES DATA FROM HARRIS COUNTY'S NEW INDIGENT DEFENSE DASHBOARD TO SHOW HOW FREQUENTLY EACH OF THE DISTRICT COURT JUDGES UTILIZES THE HARRIS COUNTY PUBLIC DEFENDER'S OFFICE, WHICH IS CAPABLE OF RECEIVING UP TO 20% OF ALL DISTRICT COURT INDIGENT APPOINTMENTS.

## DISTRICT COURTS BY LOWEST PUBLIC DEFENDER APPOINTMENT RATE

MARCH 2023

### #1 JUDGE BROCK THOMAS



**1.21%**

OF INDIGENT  
CASES ASSIGNED  
TO PDO

RIC

### #2 JUDGE KRISTIN M. GUINEY



**4.74%**

OF INDIGENT  
CASES ASSIGNED  
TO PDO

183RD DISTRICT COURT

### #3 JUDGE LORI CHAMBERS GRAY



**6.11%**

OF INDIGENT  
CASES ASSIGNED  
TO PDO

262ND DISTRICT COURT

<u>RANK</u>	<u>COURT</u>	<u>JUDGE</u>	<u>% OF INDIGENT CASES ASSIGNED TO PDO</u>
4.	228TH	FRANK AGUILAR	8.28%
5.	176TH	NIKITA V. HARMON	8.33%
6.	180TH	DASEAN JONES	9.05%
7.	351ST	NATALIA "NATA" CORNELIO	9.27%
8.	338TH	RAMONA FRANKLIN	9.50%
9.	177TH	ROBERT JOHNSON	9.63%
10.	178TH	KELLI JOHNSON	9.84%
11.	208TH	BEVERLY D. ARMSTRONG	11.73%
12.	248TH	HILARY UNGER	11.96%
13.	232ND	JOSH HILL	12.32%
14.	263RD	MELISSA M. MORRIS	13.16%
15.	339TH	TE'IVA J. BELL	13.61%
16.	179TH	ANA MARTINEZ	14.21%
17.	184TH	KATHERINE N. THOMAS	14.29%
18.	185TH	ANDREA BEALL	14.46%
19.	209TH	BRIAN E WARREN	15.38%
20.	182ND	DANILO LACAYO	17.68%
21.	337TH	COLLEEN GAIDO	18.09%
22.	230TH	CHRIS MORTON	18.13%
23.	482ND	VERONICA M. NELSON	19.02%
24.	174TH	HAZEL B. JONES	21.94%

**TOTAL PDO APPOINTMENT RATE**

**11.67%**

The 6th Amendment to the U.S. Constitution requires the appointment of an attorney for anyone facing criminal charges that is unable to afford their own. In Harris County, the judges of the district courts select attorneys for any indigent defendant facing charges in their court.

Despite the establishment of the Harris County Public Defender's Office in 2011, many of Harris County's elected district court judges fail to appoint the Public Defender's Office to capacity, opting to appoint private attorneys to represent indigent defendants instead.

Recent research conducted in Harris County shows that private attorneys receiving appointments are less effective than the Harris County Public Defender's Office in addition to frequently donating to judicial re-election campaigns and exceeding the Texas Indigent Defense Commission's maximum recommended caseload limits.