

Harris County Indigent Appointments Report 2021

INDIGENT COUNSEL IN THE HARRIS COUNTY DISTRICT COURTS


A REPORT BROUGHT TO YOU BY RESTORING JUSTICE AND THE TEXAS CRIMINAL JUSTICE COALITION

THIS REPORT USES DATA FROM HARRIS COUNTY'S NEW INDIGENT DEFENSE DASHBOARD TO SHOW HOW FREQUENTLY EACH OF THE DISTRICT COURT JUDGES UTILIZES THE HARRIS COUNTY PUBLIC DEFENDER'S OFFICE, WHICH IS CAPABLE OF RECEIVING UP TO 20% OF ALL DISTRICT COURT INDIGENT APPOINTMENTS.

DISTRICT COURTS BY LOWEST PUBLIC DEFENDER APPOINTMENT RATE

JANUARY 2021

#1 JUDGE CHRIS MORTON




0.63%

OF INDIGENT
CASES ASSIGNED
TO PDO

230TH DISTRICT COURT

#1 JUDGE LORI CHAMBERS GRAY




0.63%

OF INDIGENT
CASES ASSIGNED
TO PDO

262ND DISTRICT COURT

#2 JUDGE DASEAN JONES



3.35%

OF INDIGENT
CASES ASSIGNED
TO PDO

180TH DISTRICT COURT

<u>RANK</u>	<u>COURT</u>	<u>JUDGE</u>	<u>% OF INDIGENT CASES ASSIGNED TO PDO</u>
3.	177TH	ROBERT JOHNSON	3.55%
4.	176TH	NIKITA V. HARMON	3.88%
5.	185TH	JASON LUONG	3.91%
6.	RIC	BROCK THOMAS	4.61%
7.	337TH	COLLEEN GAIDO	4.73%
8.	174TH	HAZEL B. JONES	4.76%
9.	338TH	RAMONA FRANKLIN	6.16%
10.	183RD	CHUCK SILVERMAN	6.64%
11.	179TH	ANA MARTINEZ	6.64%
12.	208TH	GREG GLASS	7.76%
13.	232ND	JOSH HILL	7.93%
14.	184TH	ABIGAIL ANASTASIO	8.64%
15.	351ST	NATA CORNELIO	10.64%
16.	178TH	KELLI JOHNSON	11.11%
17.	263RD	AMY MARTIN	11.41%
18.	339TH	TE'IVA J. BELL	14.55%
19.	209TH	BRIAN WARREN	18.84%
20.	228TH	FRANK AGUILAR	19.21%
21.	248TH	HILARY UNGER	20.50%
22.	182ND	DANILO LACAYO	24.87%

TOTAL PDO APPOINTMENT RATE

9.00%

The 6th Amendment to the U.S. Constitution requires the appointment of an attorney for anyone facing criminal charges that is unable to afford their own. In Harris County, the judges of the district courts select attorneys for any indigent defendant facing charges in their court.

Despite the establishment of the Harris County Public Defender's Office in 2011, many of Harris County's elected district court judges fail to appoint the Public Defender's Office to capacity, opting to appoint private attorneys to represent indigent defendants instead.

Recent research conducted in Harris County shows that private attorneys receiving appointments are less effective than the Harris County Public Defender's Office in addition to frequently donating to judicial re-election campaigns and exceeding the Texas Indigent Defense Commission's maximum recommended caseload limits.

INDIGENT COUNSEL IN THE HARRIS COUNTY DISTRICT COURTS


A REPORT BROUGHT TO YOU BY RESTORING JUSTICE AND THE TEXAS CRIMINAL JUSTICE COALITION

THIS REPORT USES DATA FROM HARRIS COUNTY'S NEW INDIGENT DEFENSE DASHBOARD TO SHOW HOW FREQUENTLY EACH OF THE DISTRICT COURT JUDGES UTILIZES THE HARRIS COUNTY PUBLIC DEFENDER'S OFFICE, WHICH IS CAPABLE OF RECEIVING UP TO 20% OF ALL DISTRICT COURT INDIGENT APPOINTMENTS.

DISTRICT COURTS BY LOWEST PUBLIC DEFENDER APPOINTMENT RATE

FEBRUARY 2021

#1 JUDGE HAZEL B. JONES




0%

OF INDIGENT
CASES ASSIGNED
TO PDO

174TH DISTRICT COURT

#1 JUDGE CHRIS MORTON




0%

OF INDIGENT
CASES ASSIGNED
TO PDO

230TH DISTRICT COURT

#1 JUDGE LORI CHAMBERS GRAY



0%

OF INDIGENT
CASES ASSIGNED
TO PDO

262ND DISTRICT COURT

<u>RANK</u>	<u>COURT</u>	<u>JUDGE</u>	<u>% OF INDIGENT CASES ASSIGNED TO PDO</u>
2.	209TH	BRIAN E. WARREN	1.63%
3.	232ND	JOSH HILL	1.92%
4.	180TH	DASEAN JONES	2.19%
5.	176TH	NIKITA V. HARMON	2.52%
6.	208TH	GREG GLASS	2.81%
7.	338TH	RAMONA FRANKLIN	3.10%
8.	RIC	BROCK THOMAS	3.67%
9.	263RD	AMY MARTIN	5.04%
10.	185TH	JASON LUONG	5.17%
11.	177TH	ROBERT JOHNSON	9.21%
12.	228TH	FRANK AGUILAR	11.63%
13.	351ST	NATA CORNELIO	12.70%
14.	182ND	DANILO LACAYO	16.36%
15.	248TH	HILARY UNGER	18.44%
16.	184TH	ABIGAIL ANASTASIO	20.00%
17.	337TH	COLLEEN GAIDO	21.38%
18.	179TH	ANA MARTINEZ	22.08%
19.	178TH	KELLI JOHNSON	24.29%
20.	183RD	CHUCK SILVERMAN	26.42%
21.	339TH	TE'IVA J. BELL	32.87%

TOTAL PDO APPOINTMENT RATE

10.23%

The 6th Amendment to the U.S. Constitution requires the appointment of an attorney for anyone facing criminal charges that is unable to afford their own. In Harris County, the judges of the district courts select attorneys for any indigent defendant facing charges in their court.

Despite the establishment of the Harris County Public Defender's Office in 2011, many of Harris County's elected district court judges fail to appoint the Public Defender's Office to capacity, opting to appoint private attorneys to represent indigent defendants instead.

Recent research conducted in Harris County shows that private attorneys receiving appointments are less effective than the Harris County Public Defender's Office in addition to frequently donating to judicial re-election campaigns and exceeding the Texas Indigent Defense Commission's maximum recommended caseload limits.

INDIGENT COUNSEL IN THE HARRIS COUNTY DISTRICT COURTS

A REPORT BROUGHT TO YOU BY RESTORING JUSTICE AND THE TEXAS CRIMINAL JUSTICE COALITION

THIS REPORT USES DATA FROM HARRIS COUNTY'S NEW INDIGENT DEFENSE DASHBOARD TO SHOW HOW FREQUENTLY EACH OF THE DISTRICT COURT JUDGES UTILIZES THE HARRIS COUNTY PUBLIC DEFENDER'S OFFICE, WHICH IS CAPABLE OF RECEIVING UP TO 20% OF ALL DISTRICT COURT INDIGENT APPOINTMENTS.

DISTRICT COURTS BY LOWEST PUBLIC DEFENDER APPOINTMENT RATE

MARCH 2021

#1 JUDGE NIKITA V. HARMON



1.03%

OF INDIGENT
CASES ASSIGNED
TO PDO

176TH DISTRICT COURT

#2 JUDGE HAZEL B. JONES



1.23%

OF INDIGENT
CASES ASSIGNED
TO PDO

174TH DISTRICT COURT

#3 JUDGE ROBERT JOHNSON



1.70%

OF INDIGENT
CASES ASSIGNED
TO PDO

177TH DISTRICT COURT

<u>RANK</u>	<u>COURT</u>	<u>JUDGE</u>	<u>% OF INDIGENT CASES ASSIGNED TO PDO</u>
4.	338TH	RAMONA FRANKLIN	1.82%
5.	208TH	GREG GLASS	2.60%
6.	209TH	BRIAN E. WARREN	2.70%
7.	185TH	JASON LUONG	2.72%
8.	262ND	LORI CHAMBERS GRAY	2.88%
9.	230TH	CHRIS MORTON	3.66%
10.	180TH	DASEAN JONES	5.79%
11.	263RD	AMY MARTIN	6.32%
12.	RIC	BROCK THOMAS	7.39%
13.	232ND	JOSH HILL	9.41%
14.	351ST	NATA CORNELIO	9.74%
15.	178TH	KELLI JOHNSON	13.13%
16.	228TH	FRANK AGUILAR	13.76%
17.	183RD	CHUCK SILVERMAN	14.66%
18.	248TH	HILARY UNGER	15.08%
19.	179TH	ANA MARTINEZ	15.35%
20.	182ND	DANILO LACAYO	15.87%
21.	337TH	COLLEEN GAIDO	16.18%
22.	184TH	ABIGAIL ANASTASIO	16.47%
23.	339TH	TE'IVA J. BELL	18.32%

TOTAL PDO APPOINTMENT RATE

8.39%

The 6th Amendment to the U.S. Constitution requires the appointment of an attorney for anyone facing criminal charges that is unable to afford their own. In Harris County, the judges of the district courts select attorneys for any indigent defendant facing charges in their court.

Despite the establishment of the Harris County Public Defender's Office in 2011, many of Harris County's elected district court judges fail to appoint the Public Defender's Office to capacity, opting to appoint private attorneys to represent indigent defendants instead.

Recent research conducted in Harris County shows that private attorneys receiving appointments are less effective than the Harris County Public Defender's Office in addition to frequently donating to judicial re-election campaigns and exceeding the Texas Indigent Defense Commission's maximum recommended caseload limits.

INDIGENT COUNSEL IN THE HARRIS COUNTY DISTRICT COURTS

A REPORT BROUGHT TO YOU BY RESTORING JUSTICE AND THE TEXAS CRIMINAL JUSTICE COALITION

THIS REPORT USES DATA FROM HARRIS COUNTY'S NEW INDIGENT DEFENSE DASHBOARD TO SHOW HOW FREQUENTLY EACH OF THE DISTRICT COURT JUDGES UTILIZES THE HARRIS COUNTY PUBLIC DEFENDER'S OFFICE, WHICH IS CAPABLE OF RECEIVING UP TO 20% OF ALL DISTRICT COURT INDIGENT APPOINTMENTS.

DISTRICT COURTS BY LOWEST PUBLIC DEFENDER APPOINTMENT RATE

APRIL 2021

#1 JUDGE NIKITA V. HARMON



0%

OF INDIGENT
CASES ASSIGNED
TO PDO

176TH DISTRICT COURT

#2 JUDGE HAZEL B. JONES



0.66%

OF INDIGENT
CASES ASSIGNED
TO PDO

174TH DISTRICT COURT

#3 JUDGE CHRIS MORTON



0.68%

OF INDIGENT
CASES ASSIGNED
TO PDO

230TH DISTRICT COURT

<u>RANK</u>	<u>COURT</u>	<u>JUDGE</u>	<u>% OF INDIGENT CASES ASSIGNED TO PDO</u>
4.	262ND	LORI CHAMBERS GRAY	1.04%
5.	263RD	AMY MARTIN	1.70%
6.	185TH	JASON LUONG	1.79%
7.	182ND	DANILO LACAYO	2.14%
8.	208TH	GREG GLASS	3.14%
9.	177TH	ROBERT JOHNSON	3.24%
10.	RIC	BROCK THOMAS	4.03%
11.	209TH	BRIAN E. WARREN	4.43%
12.	338TH	RAMONA FRANKLIN	9.81%
13.	232ND	JOSH HILL	10.39%
14.	180TH	DASEAN JONES	12.11%
15.	179TH	ANA MARTINEZ	14.75%
16.	339TH	TE'IVA J. BELL	17.02%
17.	184TH	ABIGAIL ANASTASIO	18.01%
18.	178TH	KELLI JOHNSON	18.63%
19.	248TH	HILARY UNGER	19.55%
20.	351ST	NATA CORNELIO	19.57%
21.	183RD	CHUCK SILVERMAN	20.90%
22.	228TH	FRANK AGUILAR	21.79%
23.	337TH	COLLEEN GAIDO	22.22%

TOTAL PDO APPOINTMENT RATE

9.92%

The 6th Amendment to the U.S. Constitution requires the appointment of an attorney for anyone facing criminal charges that is unable to afford their own. In Harris County, the judges of the district courts select attorneys for any indigent defendant facing charges in their court.

Despite the establishment of the Harris County Public Defender's Office in 2011, many of Harris County's elected district court judges fail to appoint the Public Defender's Office to capacity, opting to appoint private attorneys to represent indigent defendants instead.

Recent research conducted in Harris County shows that private attorneys receiving appointments are less effective than the Harris County Public Defender's Office in addition to frequently donating to judicial re-election campaigns and exceeding the Texas Indigent Defense Commission's maximum recommended caseload limits.

INDIGENT COUNSEL IN THE HARRIS COUNTY DISTRICT COURTS


A REPORT BROUGHT TO YOU BY RESTORING JUSTICE AND THE TEXAS CENTER FOR JUSTICE AND EQUITY

THIS REPORT USES DATA FROM HARRIS COUNTY'S NEW INDIGENT DEFENSE DASHBOARD TO SHOW HOW FREQUENTLY EACH OF THE DISTRICT COURT JUDGES UTILIZES THE HARRIS COUNTY PUBLIC DEFENDER'S OFFICE, WHICH IS CAPABLE OF RECEIVING UP TO 20% OF ALL DISTRICT COURT INDIGENT APPOINTMENTS.

DISTRICT COURTS BY LOWEST PUBLIC DEFENDER APPOINTMENT RATE

AUGUST 2021

#1 JUDGE HAZEL B. JONES




0%

OF INDIGENT
CASES ASSIGNED
TO PDO

174TH DISTRICT COURT

#1 JUDGE CHRIS MORTON




0%

OF INDIGENT
CASES ASSIGNED
TO PDO

230TH DISTRICT COURT

#1 JUDGE LORI CHAMBERS GRAY



0%

OF INDIGENT
CASES ASSIGNED
TO PDO

262ND DISTRICT COURT

<u>RANK</u>	<u>COURT</u>	<u>JUDGE</u>	<u>% OF INDIGENT CASES ASSIGNED TO PDO</u>
2.	338TH	RAMONA FRANKLIN	1.04%
3.	209TH	BRIAN E WARREN	1.32%
4.	185TH	JASON LUONG	1.54%
5.	176TH	NIKITA V. HARMON	2.61%
6.	RIC	BROCK THOMAS	6.43%
7.	180TH	DASEAN JONES	7.66%
8.	351ST	NATALIA "NATA" CORNELIO	14.62%
9.	179TH	ANA MARTINEZ	14.76%
10.	263RD	AMY MARTIN	15.29%
11.	184TH	ABIGAIL ANASTASIO	15.91%
12.	339TH	TE'IVA J. BELL	17.20%
13.	182ND	DANILO LACAYO	17.32%
14.	228TH	FRANK AGUILAR	17.78%
15.	177TH	ROBERT JOHNSON	18.13%
16.	337TH	COLLEEN GAIDO	19.69%
17.	183RD	CHUCK SILVERMAN	20.22%
18.	232ND	JOSH HILL	21.15%
19.	248TH	HILARY UNGER	22.40%
20.	208TH	GREG GLASS	23.08%
21.	178TH	KELLI JOHNSON	23.61%

TOTAL PDO APPOINTMENT RATE

11.92%

The 6th Amendment to the U.S. Constitution requires the appointment of an attorney for anyone facing criminal charges that is unable to afford their own. In Harris County, the judges of the district courts select attorneys for any indigent defendant facing charges in their court.

Despite the establishment of the Harris County Public Defender's Office in 2011, many of Harris County's elected district court judges fail to appoint the Public Defender's Office to capacity, opting to appoint private attorneys to represent indigent defendants instead.

Recent research conducted in Harris County shows that private attorneys receiving appointments are less effective than the Harris County Public Defender's Office in addition to frequently donating to judicial re-election campaigns and exceeding the Texas Indigent Defense Commission's maximum recommended caseload limits.

INDIGENT COUNSEL IN THE HARRIS COUNTY DISTRICT COURTS


A REPORT BROUGHT TO YOU BY RESTORING JUSTICE AND THE TEXAS CENTER FOR JUSTICE AND EQUITY

THIS REPORT USES DATA FROM HARRIS COUNTY'S NEW INDIGENT DEFENSE DASHBOARD TO SHOW HOW FREQUENTLY EACH OF THE DISTRICT COURT JUDGES UTILIZES THE HARRIS COUNTY PUBLIC DEFENDER'S OFFICE, WHICH IS CAPABLE OF RECEIVING UP TO 20% OF ALL DISTRICT COURT INDIGENT APPOINTMENTS.

DISTRICT COURTS BY LOWEST PUBLIC DEFENDER APPOINTMENT RATE

SEPTEMBER 2021

#1 JUDGE HAZEL B. JONES




0%

OF INDIGENT
CASES ASSIGNED
TO PDO

174TH DISTRICT COURT

#1 JUDGE NIKITA V. HARMON




0%

OF INDIGENT
CASES ASSIGNED
TO PDO

176TH DISTRICT COURT

#1 JUDGE CHRIS MORTON



0%

OF INDIGENT
CASES ASSIGNED
TO PDO

230TH DISTRICT COURT

<u>RANK</u>	<u>COURT</u>	<u>JUDGE</u>	<u>% OF INDIGENT CASES ASSIGNED TO PDO</u>
2.	209TH	BRIAN E WARREN	0.55%
3.	338TH	RAMONA FRANKLIN	0.65%
4.	185TH	JASON LUONG	1.14%
5.	262ND	LORI CHAMBERS GRAY	2.09%
6.	482ND	JUDGE PRESIDING	3.88%
7.	RIC	BROCK THOMAS	7.48%
8.	180TH	DASEAN JONES	12.50%
9.	263RD	AMY MARTIN	17.61%
10.	337TH	COLLEEN GAIDO	17.71%
11.	339TH	TE'IVA J. BELL	18.82%
12.	179TH	ANA MARTINEZ	18.95%
13.	351ST	NATALIA "NATA" CORNELIO	20.75%
14.	184TH	ABIGAIL ANASTASIO	21.38%
15.	248TH	HILARY UNGER	21.65%
16.	182ND	DANILO LACAYO	22.22%
17.	232ND	JOSH HILL	22.36%
18.	177TH	ROBERT JOHNSON	22.95%
19.	208TH	GREG GLASS	23.26%
20.	228TH	FRANK AGUILAR	24.63%
21.	178TH	KELLI JOHNSON	26.11%
22.	183RD	CHUCK SILVERMAN	34.44%

TOTAL PDO APPOINTMENT RATE

14.16%

The 6th Amendment to the U.S. Constitution requires the appointment of an attorney for anyone facing criminal charges that is unable to afford their own. In Harris County, the judges of the district courts select attorneys for any indigent defendant facing charges in their court.

Despite the establishment of the Harris County Public Defender's Office in 2011, many of Harris County's elected district court judges fail to appoint the Public Defender's Office to capacity, opting to appoint private attorneys to represent indigent defendants instead.

Recent research conducted in Harris County shows that private attorneys receiving appointments are less effective than the Harris County Public Defender's Office in addition to frequently donating to judicial re-election campaigns and exceeding the Texas Indigent Defense Commission's maximum recommended caseload limits.

INDIGENT COUNSEL IN THE HARRIS COUNTY DISTRICT COURTS


A REPORT BROUGHT TO YOU BY RESTORING JUSTICE AND THE TEXAS CENTER FOR JUSTICE AND EQUITY

THIS REPORT USES DATA FROM HARRIS COUNTY'S NEW INDIGENT DEFENSE DASHBOARD TO SHOW HOW FREQUENTLY EACH OF THE DISTRICT COURT JUDGES UTILIZES THE HARRIS COUNTY PUBLIC DEFENDER'S OFFICE, WHICH IS CAPABLE OF RECEIVING UP TO 20% OF ALL DISTRICT COURT INDIGENT APPOINTMENTS.

DISTRICT COURTS BY LOWEST PUBLIC DEFENDER APPOINTMENT RATE

OCTOBER 2021

#1 JUDGE HAZEL B. JONES




0%

OF INDIGENT
CASES ASSIGNED
TO PDO

174TH DISTRICT COURT

#2 JUDGE LORI CHAMBERS GRAY




0.61%

OF INDIGENT
CASES ASSIGNED
TO PDO

262ND DISTRICT COURT

#3 JUDGE CHRIS MORTON



1.33%

OF INDIGENT
CASES ASSIGNED
TO PDO

230TH DISTRICT COURT

<u>RANK</u>	<u>COURT</u>	<u>JUDGE</u>	<u>% OF INDIGENT CASES ASSIGNED TO PDO</u>
4.	338TH	RAMONA FRANKLIN	1.39%
5.	209TH	BRIAN E WARREN	1.50%
6.	185TH	JASON LUONG	1.78%
7.	176TH	NIKITA V. HARMON	6.54%
8.	180TH	DASEAN JONES	9.30%
9.	482ND	JUDGE PRESIDING	10.23%
10.	RIC	BROCK THOMAS	10.37%
11.	248TH	HILARY UNGER	11.05%
12.	182ND	DANILO LACAYO	11.80%
13.	184TH	ABIGAIL ANASTASIO	13.16%
14.	208TH	GREG GLASS	15.95%
15.	228TH	FRANK AGUILAR	17.56%
16.	337TH	COLLEEN GAIDO	18.01%
17.	263RD	AMY MARTIN	18.92%
18.	179TH	ANA MARTINEZ	19.40%
19.	177TH	ROBERT JOHNSON	20.54%
20.	183RD	CHUCK SILVERMAN	21.69%
21.	178TH	KELLI JOHNSON	22.35%
22.	351ST	NATALIA "NATA" CORNELIO	22.99%
23.	232ND	JOSH HILL	25.56%
24.	339TH	TE'IVA J. BELL	29.55%

TOTAL PDO APPOINTMENT RATE

13.33%

The 6th Amendment to the U.S. Constitution requires the appointment of an attorney for anyone facing criminal charges that is unable to afford their own. In Harris County, the judges of the district courts select attorneys for any indigent defendant facing charges in their court.

Despite the establishment of the Harris County Public Defender's Office in 2011, many of Harris County's elected district court judges fail to appoint the Public Defender's Office to capacity, opting to appoint private attorneys to represent indigent defendants instead.

Recent research conducted in Harris County shows that private attorneys receiving appointments are less effective than the Harris County Public Defender's Office in addition to frequently donating to judicial re-election campaigns and exceeding the Texas Indigent Defense Commission's maximum recommended caseload limits.

INDIGENT COUNSEL IN THE HARRIS COUNTY DISTRICT COURTS

A REPORT BROUGHT TO YOU BY RESTORING JUSTICE AND THE TEXAS CENTER FOR JUSTICE AND EQUITY

THIS REPORT USES DATA FROM HARRIS COUNTY'S NEW INDIGENT DEFENSE DASHBOARD TO SHOW HOW FREQUENTLY EACH OF THE DISTRICT COURT JUDGES UTILIZES THE HARRIS COUNTY PUBLIC DEFENDER'S OFFICE, WHICH IS CAPABLE OF RECEIVING UP TO 20% OF ALL DISTRICT COURT INDIGENT APPOINTMENTS.

DISTRICT COURTS BY LOWEST PUBLIC DEFENDER APPOINTMENT RATE

NOVEMBER 2021

#1 JUDGE BRIAN E WARREN



0%

OF INDIGENT
CASES ASSIGNED
TO PDO

209TH DISTRICT COURT

#2 JUDGE RAMONA FRANKLIN



2.63%

OF INDIGENT
CASES ASSIGNED
TO PDO

338TH DISTRICT COURT

#3 JUDGE CHRIS MORTON



7.28%

OF INDIGENT
CASES ASSIGNED
TO PDO

230TH DISTRICT COURT

<u>RANK</u>	<u>COURT</u>	<u>JUDGE</u>	<u>% OF INDIGENT CASES ASSIGNED TO PDO</u>
4.	174TH	HAZEL B. JONES	7.69%
5.	178TH	KELLI JOHNSON	9.79%
6.	185TH	JASON LUONG	10.13%
7.	RIC	BROCK THOMAS	12.10%
8.	228TH	FRANK AGUILAR	12.58%
9.	262ND	LORI CHAMBERS GRAY	14.86%
10.	232ND	JOSH HILL	15.63%
11.	248TH	HILARY UNGER	15.66%
12.	337TH	COLLEEN GAIDO	15.82%
13.	179TH	ANA MARTINEZ	17.20%
14.	180TH	DASEAN JONES	18.13%
15.	208TH	GREG GLASS	20.45%
16.	176TH	NIKITA V. HARMON	21.71%
17.	482ND	VISITING JUDGES*	22.12%
18.	182ND	DANILO LACAYO	23.08%
19.	177TH	ROBERT JOHNSON	25.45%
20.	183RD	CHUCK SILVERMAN	25.48%
21.	351ST	NATALIA "NATA" CORNELIO	26.83%
22.	263RD	AMY MARTIN	27.08%
23.	184TH	ABIGAIL ANASTASIO	28.26%
24.	339TH	TE'IVA J. BELL	31.07%

TOTAL PDO APPOINTMENT RATE

16.84%

The 6th Amendment to the U.S. Constitution requires the appointment of an attorney for anyone facing criminal charges that is unable to afford their own. In Harris County, the judges of the district courts select attorneys for any indigent defendant facing charges in their court.

Despite the establishment of the Harris County Public Defender's Office in 2011, many of Harris County's elected district court judges fail to appoint the Public Defender's Office to capacity, opting to appoint private attorneys to represent indigent defendants instead.

Recent research conducted in Harris County shows that private attorneys receiving appointments are less effective than the Harris County Public Defender's Office in addition to frequently donating to judicial re-election campaigns and exceeding the Texas Indigent Defense Commission's maximum recommended caseload limits.

* VISITING JUDGES PRESIDE OVER THE 482ND DISTRICT COURT, WHICH BEGAN TAKING CASES SEPTEMBER 1, 2021

INDIGENT COUNSEL IN THE HARRIS COUNTY DISTRICT COURTS

A REPORT BROUGHT TO YOU BY RESTORING JUSTICE AND THE TEXAS CENTER FOR JUSTICE AND EQUITY

THIS REPORT USES DATA FROM HARRIS COUNTY'S NEW INDIGENT DEFENSE DASHBOARD TO SHOW HOW FREQUENTLY EACH OF THE DISTRICT COURT JUDGES UTILIZES THE HARRIS COUNTY PUBLIC DEFENDER'S OFFICE, WHICH IS CAPABLE OF RECEIVING UP TO 20% OF ALL DISTRICT COURT INDIGENT APPOINTMENTS.

DISTRICT COURTS BY LOWEST PUBLIC DEFENDER APPOINTMENT RATE

DECEMBER 2021

#1 JUDGE BRIAN E WARREN



9.68%

OF INDIGENT
CASES ASSIGNED
TO PDO

209TH DISTRICT COURT

#2 JUDGE RAMONA FRANKLIN



9.73%

OF INDIGENT
CASES ASSIGNED
TO PDO

338TH DISTRICT COURT

#3 JUDGE HILARY UNGER



13.48%

OF INDIGENT
CASES ASSIGNED
TO PDO

248TH DISTRICT COURT

<u>RANK</u>	<u>COURT</u>	<u>JUDGE</u>	<u>% OF INDIGENT CASES ASSIGNED TO PDO</u>
4.	182ND	DANILO LACAYO	15.19%
5.	RIC	BROCK THOMAS	16.59%
6.	351ST	NATALIA "NATA" CORNELIO	16.67%
7.	232ND	JOSH HILL	16.97%
8.	179TH	ANA MARTINEZ	17.50%
9.	177TH	ROBERT JOHNSON	17.57%
10.	263RD	AMY MARTIN	17.88%
11.	183RD	CHUCK SILVERMAN	18.11%
12.	174TH	HAZEL B. JONES	18.18%
13.	262ND	LORI CHAMBERS GRAY	18.24%
14.	228TH	FRANK AGUILAR	18.97%
15.	185TH	JASON LUONG	19.46%
16.	482ND	MARITZA ANTU	19.57%
17.	184TH	ABIGAIL ANASTASIO	20.16%
18.	230TH	CHRIS MORTON	23.08%
19.	339TH	TE'IVA J. BELL	23.81%
20.	208TH	GREG GLASS	24.26%
21.	337TH	COLLEEN GAIDO	25.31%
22.	180TH	DASEAN JONES	25.40%
23.	176TH	NIKITA V. HARMON	26.40%
24.	178TH	KELLI JOHNSON	27.39%

TOTAL PDO APPOINTMENT RATE

19.14%

The 6th Amendment to the U.S. Constitution requires the appointment of an attorney for anyone facing criminal charges that is unable to afford their own. In Harris County, the judges of the district courts select attorneys for any indigent defendant facing charges in their court.

Despite the establishment of the Harris County Public Defender's Office in 2011, many of Harris County's elected district court judges fail to appoint the Public Defender's Office to capacity, opting to appoint private attorneys to represent indigent defendants instead.

Recent research conducted in Harris County shows that private attorneys receiving appointments are less effective than the Harris County Public Defender's Office in addition to frequently donating to judicial re-election campaigns and exceeding the Texas Indigent Defense Commission's maximum recommended caseload limits.