

Harris County Indigent Appointments Report 2022

INDIGENT COUNSEL IN THE HARRIS COUNTY DISTRICT COURTS


A REPORT BROUGHT TO YOU BY RESTORING JUSTICE AND THE TEXAS CENTER FOR JUSTICE AND EQUITY

THIS REPORT USES DATA FROM HARRIS COUNTY'S NEW INDIGENT DEFENSE DASHBOARD TO SHOW HOW FREQUENTLY EACH OF THE DISTRICT COURT JUDGES UTILIZES THE HARRIS COUNTY PUBLIC DEFENDER'S OFFICE, WHICH IS CAPABLE OF RECEIVING UP TO 20% OF ALL DISTRICT COURT INDIGENT APPOINTMENTS.

DISTRICT COURTS BY LOWEST PUBLIC DEFENDER APPOINTMENT RATE

JANUARY 2022

#1 JUDGE BROCK THOMAS



9.12%

OF INDIGENT
CASES ASSIGNED
TO PDO

RIC

#2 JUDGE ABIGAIL ANASTASIO




10.45%

OF INDIGENT
CASES ASSIGNED
TO PDO

184TH DISTRICT COURT

#3 JUDGE DANILO LACAYO



10.98%

OF INDIGENT
CASES ASSIGNED
TO PDO

182ND DISTRICT COURT

<u>RANK</u>	<u>COURT</u>	<u>JUDGE</u>	<u>% OF INDIGENT CASES ASSIGNED TO PDO</u>
4.	232ND	JOSH HILL	11.98%
5.	338TH	RAMONA FRANKLIN	12.18%
6.	482ND	MARITZA ANTU	15.68%
7.	248TH	HILARY UNGER	15.79%
8.	351ST	NATALIA "NATA" CORNELIO	16.74%
9.	176TH	NIKITA V. HARMON	17.02%
10.	262ND	LORI CHAMBERS GRAY	17.05%
11.	263RD	AMY MARTIN	17.42%
12.	209TH	BRIAN E WARREN	18.13%
13.	208TH	GREG GLASS	18.75%
14.	278TH	KELLI JOHNSON	19.23%
15.	230TH	CHRIS MORTON	19.37%
16.	174TH	HAZEL B. JONES	19.77%
17.	177TH	ROBERT JOHNSON	20.45%
18.	185TH	JASON LUONG	20.53%
19.	228TH	FRANK AGUILAR	21.38%
20.	337TH	COLLEEN GAIDO	22.22%
21.	183RD	CHUCK SILVERMAN	22.28%
22.	179TH	ANA MARTINEZ	22.80%
23.	180TH	DASEAN JONES	23.46%
24.	339TH	TE'IVA J. BELL	24.10%

TOTAL PDO APPOINTMENT RATE

17.61%

The 6th Amendment to the U.S. Constitution requires the appointment of an attorney for anyone facing criminal charges that is unable to afford their own. In Harris County, the judges of the district courts select attorneys for any indigent defendant facing charges in their court.

Despite the establishment of the Harris County Public Defender's Office in 2011, many of Harris County's elected district court judges fail to appoint the Public Defender's Office to capacity, opting to appoint private attorneys to represent indigent defendants instead.

Recent research conducted in Harris County shows that private attorneys receiving appointments are less effective than the Harris County Public Defender's Office in addition to frequently donating to judicial re-election campaigns and exceeding the Texas Indigent Defense Commission's maximum recommended caseload limits.

INDIGENT COUNSEL IN THE HARRIS COUNTY DISTRICT COURTS


A REPORT BROUGHT TO YOU BY RESTORING JUSTICE AND THE TEXAS CENTER FOR JUSTICE AND EQUITY

THIS REPORT USES DATA FROM HARRIS COUNTY'S NEW INDIGENT DEFENSE DASHBOARD TO SHOW HOW FREQUENTLY EACH OF THE DISTRICT COURT JUDGES UTILIZES THE HARRIS COUNTY PUBLIC DEFENDER'S OFFICE, WHICH IS CAPABLE OF RECEIVING UP TO 20% OF ALL DISTRICT COURT INDIGENT APPOINTMENTS.

DISTRICT COURTS BY LOWEST PUBLIC DEFENDER APPOINTMENT RATE

FEBRUARY 2022

#1 JUDGE JASON LUONG




9.04%

OF INDIGENT
CASES ASSIGNED
TO PDO

185TH DISTRICT COURT

#2 JUDGE BROCK THOMAS




9.92%

OF INDIGENT
CASES ASSIGNED
TO PDO

RIC

#3 JUDGE MARITZA ANTU



11.51%

OF INDIGENT
CASES ASSIGNED
TO PDO

482ND DISTRICT COURT

<u>RANK</u>	<u>COURT</u>	<u>JUDGE</u>	<u>% OF INDIGENT CASES ASSIGNED TO PDO</u>
4.	208TH	GREG GLASS	12.04%
5.	182ND	DANILO LACAYO	12.28%
6.	174TH	HAZEL B. JONES	12.50%
7.	176TH	NIKITA V. HARMON	13.58%
8.	177TH	ROBERT JOHNSON	14.20%
9.	184TH	ABIGAIL ANASTASIO	14.40%
10.	180TH	DASEAN JONES	14.88%
11.	338TH	RAMONA FRANKLIN	15.48%
12.	232ND	JOSH HILL	15.93%
13.	228TH	FRANK AGUILAR	16.00%
14.	179TH	ANA MARTINEZ	16.42%
15.	178TH	KELLI JOHNSON	18.54%
16.	263RD	AMY MARTIN	18.87%
17.	262ND	LORI CHAMBERS GRAY	18.88%
18.	337TH	COLLEEN GAIDO	19.35%
19.	351ST	NATALIA "NATA" CORNELIO	20.00%
20.	183RD	CHUCK SILVERMAN	20.36%
21.	230TH	CHRIS MORTON	22.88%
22.	248TH	HILARY UNGER	28.29%
23.	209TH	BRIAN E WARREN	31.97%
24.	339TH	TE'IVA J. BELL	34.13%

TOTAL PDO APPOINTMENT RATE

17.29%

The 6th Amendment to the U.S. Constitution requires the appointment of an attorney for anyone facing criminal charges that is unable to afford their own. In Harris County, the judges of the district courts select attorneys for any indigent defendant facing charges in their court.

Despite the establishment of the Harris County Public Defender's Office in 2011, many of Harris County's elected district court judges fail to appoint the Public Defender's Office to capacity, opting to appoint private attorneys to represent indigent defendants instead.

Recent research conducted in Harris County shows that private attorneys receiving appointments are less effective than the Harris County Public Defender's Office in addition to frequently donating to judicial re-election campaigns and exceeding the Texas Indigent Defense Commission's maximum recommended caseload limits.

INDIGENT COUNSEL IN THE HARRIS COUNTY DISTRICT COURTS


A REPORT BROUGHT TO YOU BY RESTORING JUSTICE AND THE TEXAS CENTER FOR JUSTICE AND EQUITY

THIS REPORT USES DATA FROM HARRIS COUNTY'S NEW INDIGENT DEFENSE DASHBOARD TO SHOW HOW FREQUENTLY EACH OF THE DISTRICT COURT JUDGES UTILIZES THE HARRIS COUNTY PUBLIC DEFENDER'S OFFICE, WHICH IS CAPABLE OF RECEIVING UP TO 20% OF ALL DISTRICT COURT INDIGENT APPOINTMENTS.

DISTRICT COURTS BY LOWEST PUBLIC DEFENDER APPOINTMENT RATE

MARCH 2022

#1 JUDGE BROCK THOMAS




7.38%

OF INDIGENT
CASES ASSIGNED
TO PDO

RIC

#2 JUDGE ABIGAIL ANASTASIO




8.92%

OF INDIGENT
CASES ASSIGNED
TO PDO

184TH DISTRICT COURT

#3 JUDGE ROBERT JOHNSON



11.54%

OF INDIGENT
CASES ASSIGNED
TO PDO

177TH DISTRICT COURT

<u>RANK</u>	<u>COURT</u>	<u>JUDGE</u>	<u>% OF INDIGENT CASES ASSIGNED TO PDO</u>
4.	232RD	JOSH HILL	12.04%
5.	178TH	KELLI JOHNSON	12.28%
6.	338TH	RAMONA FRANKLIN	12.50%
7.	351ST	NATALIA "NATA" CORNELIO	13.17%
8.	176TH	NIKITA V. HARMON	13.91%
9.	262ND	LORI CHAMBERS GRAY	15.85%
10.	248TH	HILARY UNGER	16.67%
11.	482ND	MARITZA ANTU	17.09%
12.	228TH	FRANK AGUILAR	17.97%
13.	174TH	HAZEL B. JONES	18.09%
14.	339TH	TE'IVA J. BELL	18.29%
15.	337TH	COLLEEN GAIDO	18.47%
16.	179TH	ANA MARTINEZ	18.56%
17.	180TH	DASEAN JONES	19.19%
18.	182ND	DANILO LACAYO	19.35%
19.	208TH	GREG GLASS	19.50%
20.	185TH	JASON LUONG	20.38%
21.	209TH	BRIAN E WARREN	21.34%
22.	230TH	CHRIS MORTON	23.20%
23.	183RD	CHUCK SILVERMAN	23.90%
24.	263RD	AMY MARTIN	25.44%

TOTAL PDO APPOINTMENT RATE

16.67%

The 6th Amendment to the U.S. Constitution requires the appointment of an attorney for anyone facing criminal charges that is unable to afford their own. In Harris County, the judges of the district courts select attorneys for any indigent defendant facing charges in their court.

Despite the establishment of the Harris County Public Defender's Office in 2011, many of Harris County's elected district court judges fail to appoint the Public Defender's Office to capacity, opting to appoint private attorneys to represent indigent defendants instead.

Recent research conducted in Harris County shows that private attorneys receiving appointments are less effective than the Harris County Public Defender's Office in addition to frequently donating to judicial re-election campaigns and exceeding the Texas Indigent Defense Commission's maximum recommended caseload limits.

INDIGENT COUNSEL IN THE HARRIS COUNTY DISTRICT COURTS

A REPORT BROUGHT TO YOU BY RESTORING JUSTICE AND THE TEXAS CENTER FOR JUSTICE AND EQUITY

THIS REPORT USES DATA FROM HARRIS COUNTY'S NEW INDIGENT DEFENSE DASHBOARD TO SHOW HOW FREQUENTLY EACH OF THE DISTRICT COURT JUDGES UTILIZES THE HARRIS COUNTY PUBLIC DEFENDER'S OFFICE, WHICH IS CAPABLE OF RECEIVING UP TO 20% OF ALL DISTRICT COURT INDIGENT APPOINTMENTS.

DISTRICT COURTS BY LOWEST PUBLIC DEFENDER APPOINTMENT RATE

APRIL 2022

#1 JUDGE RAMONA FRANKLIN



2.98%

OF INDIGENT
CASES ASSIGNED
TO PDO

338TH DISTRICT COURT

#2 JUDGE ROBERT JOHNSON



3.05%

OF INDIGENT
CASES ASSIGNED
TO PDO

177TH DISTRICT COURT

#3 JUDGE BROCK THOMAS



4.23%

OF INDIGENT
CASES ASSIGNED
TO PDO

RIC

<u>RANK</u>	<u>COURT</u>	<u>JUDGE</u>	<u>% OF INDIGENT CASES ASSIGNED TO PDO</u>
4.	178TH	KELLI JOHNSON	7.07%
5.	248TH	HILARY UNGER	7.51%
6.	184TH	ABIGAIL ANASTASIO	7.76%
7.	228TH	FRANK AGUILAR	8.16%
8.	174TH	HAZEL B. JONES	8.38%
9.	263RD	AMY MARTIN	9.30%
10.	339TH	TE'IVA J. BELL	9.34%
11.	337TH	COLLEEN GAIDO	10.00%
12.	176TH	NIKITA V. HARMON	10.27%
13.	185TH	JASON LUONG	10.29%
14.	482ND	MARITZA ANTU	10.32%
15.	351ST	NATALIA "NATA" CORNELIO	10.40%
16.	183RD	CHUCK SILVERMAN	11.69%
17.	232ND	JOSH HILL	12.83%
18.	182ND	DANILO LACAYO	13.38%
19.	209TH	BRIAN E WARREN	14.19%
20.	262ND	LORI CHAMBERS GRAY	15.24%
21.	179TH	ANA MARTINEZ	17.09%
22.	208TH	GREG GLASS	17.68%
23.	180TH	DASEAN JONES	19.88%
24.	230TH	CHRIS MORTON	23.91%

TOTAL PDO APPOINTMENT RATE

10.82%

The 6th Amendment to the U.S. Constitution requires the appointment of an attorney for anyone facing criminal charges that is unable to afford their own. In Harris County, the judges of the district courts select attorneys for any indigent defendant facing charges in their court.

Despite the establishment of the Harris County Public Defender's Office in 2011, many of Harris County's elected district court judges fail to appoint the Public Defender's Office to capacity, opting to appoint private attorneys to represent indigent defendants instead.

Recent research conducted in Harris County shows that private attorneys receiving appointments are less effective than the Harris County Public Defender's Office in addition to frequently donating to judicial re-election campaigns and exceeding the Texas Indigent Defense Commission's maximum recommended caseload limits.

INDIGENT COUNSEL IN THE HARRIS COUNTY DISTRICT COURTS


A REPORT BROUGHT TO YOU BY RESTORING JUSTICE AND THE TEXAS CENTER FOR JUSTICE AND EQUITY

THIS REPORT USES DATA FROM HARRIS COUNTY'S NEW INDIGENT DEFENSE DASHBOARD TO SHOW HOW FREQUENTLY EACH OF THE DISTRICT COURT JUDGES UTILIZES THE HARRIS COUNTY PUBLIC DEFENDER'S OFFICE, WHICH IS CAPABLE OF RECEIVING UP TO 20% OF ALL DISTRICT COURT INDIGENT APPOINTMENTS.

DISTRICT COURTS BY LOWEST PUBLIC DEFENDER APPOINTMENT RATE

MAY 2022

#1 JUDGE BROCK THOMAS




4.07%

OF INDIGENT
CASES ASSIGNED
TO PDO

RIC

#2 JUDGE NIKITA V. HARMON




5.98%

OF INDIGENT
CASES ASSIGNED
TO PDO

176TH DISTRICT COURT

#3 JUDGE AMY MARTIN



6.21%

OF INDIGENT
CASES ASSIGNED
TO PDO

263RD DISTRICT COURT

<u>RANK</u>	<u>COURT</u>	<u>JUDGE</u>	<u>% OF INDIGENT CASES ASSIGNED TO PDO</u>
4.	482ND	MARITZA ANTU	6.50%
5.	338TH	RAMONA FRANKLIN	6.53%
6.	177TH	ROBERT JOHNSON	8.82%
7.	230TH	CHRIS MORTON	9.38%
8.	248TH	HILARY UNGER	10.12%
9.	174TH	HAZEL B. JONES	11.72%
10.	178TH	KELLI JOHNSON	12.75%
11.	209TH	BRIAN E. WARREN	13.07%
12.	351ST	NATALIA "NATA" CORNELIO	13.19%
13.	184TH	ABIGAIL ANASTASIO	13.25%
14.	228TH	FRANK AGUILAR	13.42%
15.	232ND	JOSH HILL	13.87%
16.	339TH	TE'IVA J. BELL	13.87%
17.	185TH	JASON LUONG	13.90%
18.	180TH	DESEAN JONES	14.18%
19.	208TH	GREG GLASS	15.43%
20.	262ND	LORI CHAMBERS GRAY	15.71%
21.	183RD	CHUCK SILVERMAN	16.47%
22.	179TH	ANA MARTINEZ	16.67%
23.	182ND	DANILO LACAYO	17.26%
24.	337TH	COLLEEN GAIDO	18.54%

TOTAL PDO APPOINTMENT RATE

11.81%

The 6th Amendment to the U.S. Constitution requires the appointment of an attorney for anyone facing criminal charges that is unable to afford their own. In Harris County, the judges of the district courts select attorneys for any indigent defendant facing charges in their court.

Despite the establishment of the Harris County Public Defender's Office in 2011, many of Harris County's elected district court judges fail to appoint the Public Defender's Office to capacity, opting to appoint private attorneys to represent indigent defendants instead.

Recent research conducted in Harris County shows that private attorneys receiving appointments are less effective than the Harris County Public Defender's Office in addition to frequently donating to judicial re-election campaigns and exceeding the Texas Indigent Defense Commission's maximum recommended caseload limits.

INDIGENT COUNSEL IN THE HARRIS COUNTY DISTRICT COURTS


A REPORT BROUGHT TO YOU BY RESTORING JUSTICE AND THE TEXAS CENTER FOR JUSTICE AND EQUITY

THIS REPORT USES DATA FROM HARRIS COUNTY'S NEW INDIGENT DEFENSE DASHBOARD TO SHOW HOW FREQUENTLY EACH OF THE DISTRICT COURT JUDGES UTILIZES THE HARRIS COUNTY PUBLIC DEFENDER'S OFFICE, WHICH IS CAPABLE OF RECEIVING UP TO 20% OF ALL DISTRICT COURT INDIGENT APPOINTMENTS.

DISTRICT COURTS BY LOWEST PUBLIC DEFENDER APPOINTMENT RATE

JUNE 2022

#1 JUDGE BROCK THOMAS




6.16%

OF INDIGENT
CASES ASSIGNED
TO PDO

RIC

#2 JUDGE ABIGAIL ANASTASIO




9.86%

OF INDIGENT
CASES ASSIGNED
TO PDO

184TH DISTRICT COURT

#3 JUDGE NIKITA V. HARMON



10.86%

OF INDIGENT
CASES ASSIGNED
TO PDO

176TH DISTRICT COURT

<u>RANK</u>	<u>COURT</u>	<u>JUDGE</u>	<u>% OF INDIGENT CASES ASSIGNED TO PDO</u>
4.	182ND	DANILO LACAYO	11.06%
5.	338TH	RAMONA FRANKLIN	13.27%
6.	248TH	HILARY UNGER	14.37%
7.	180TH	DEASEAN JONES	16.09%
8.	208TH	GREG GLASS	16.15%
9.	177TH	ROBERT JOHNSON	16.45%
10.	174TH	HAZEL B. JONES	16.67%
11.	209TH	BRIAN E WARREN	16.87%
12.	232ND	JOSH HILL	17.22%
13.	337TH	COLLEEN GAIDO	19.05%
14.	178TH	KELLI JOHNSON	19.16%
15.	263RD	AMY MARTIN	19.21%
16.	179TH	ANA MARTINEZ	20.00%
17.	351ST	NATALIA "NATA" CORNELIO	20.00%
18.	228TH	FRANK AGUILAR	20.49%
19.	482ND	MARITZA ANTU	21.28%
20.	185TH	JASON LUONG	22.94%
21.	183RD	CHUCK SILVERMAN	23.23%
22.	339TH	TE'IVA J. BELL	23.33%
23.	230TH	CHRIS MORTON	23.40%
24.	262ND	LORI CHAMBERS GRAY	25.00%

TOTAL PDO APPOINTMENT RATE

17.12%

The 6th Amendment to the U.S. Constitution requires the appointment of an attorney for anyone facing criminal charges that is unable to afford their own. In Harris County, the judges of the district courts select attorneys for any indigent defendant facing charges in their court.

Despite the establishment of the Harris County Public Defender's Office in 2011, many of Harris County's elected district court judges fail to appoint the Public Defender's Office to capacity, opting to appoint private attorneys to represent indigent defendants instead.

Recent research conducted in Harris County shows that private attorneys receiving appointments are less effective than the Harris County Public Defender's Office in addition to frequently donating to judicial re-election campaigns and exceeding the Texas Indigent Defense Commission's maximum recommended caseload limits.

INDIGENT COUNSEL IN THE HARRIS COUNTY DISTRICT COURTS


A REPORT BROUGHT TO YOU BY RESTORING JUSTICE AND THE TEXAS CENTER FOR JUSTICE AND EQUITY

THIS REPORT USES DATA FROM HARRIS COUNTY'S NEW INDIGENT DEFENSE DASHBOARD TO SHOW HOW FREQUENTLY EACH OF THE DISTRICT COURT JUDGES UTILIZES THE HARRIS COUNTY PUBLIC DEFENDER'S OFFICE, WHICH IS CAPABLE OF RECEIVING UP TO 20% OF ALL DISTRICT COURT INDIGENT APPOINTMENTS.

DISTRICT COURTS BY LOWEST PUBLIC DEFENDER APPOINTMENT RATE

JULY 2022

#1 JUDGE BROCK THOMAS




6.27%

OF INDIGENT
CASES ASSIGNED
TO PDO

RIC

#2 JUDGE LORI CHAMBERS GRAY




9.86%

OF INDIGENT
CASES ASSIGNED
TO PDO

262ND DISTRICT COURT

#3 JUDGE ABIGAIL ANASTASIO



10.07%

OF INDIGENT
CASES ASSIGNED
TO PDO

184TH DISTRICT COURT

<u>RANK</u>	<u>COURT</u>	<u>JUDGE</u>	<u>% OF INDIGENT CASES ASSIGNED TO PDO</u>
4.	339TH	TE'IVA J. BELL	11.01%
5.	177TH	ROBERT JOHNSON	11.68%
6.	248TH	HILARY UNGER	12.64%
7.	351ST	NATALIA "NATA" CORNELIO	13.30%
8.	179TH	ANA MARTINEZ	13.51%
9.	232ND	JOSH HILL	13.69%
10.	337TH	COLLEEN GAIDO	14.18%
11.	338TH	RAMONA FRANKLIN	14.51%
12.	228TH	FRANK AGUILAR	14.77%
13.	208TH	GREG GLASS	14.88%
14.	182ND	DANILO LACAYO	15.13%
15.	482ND	MARITZA ANTU	15.71%
16.	209TH	BRIAN E WARREN	16.45%
17.	178TH	KELLI JOHNSON	16.48%
18.	183RD	CHUCK SILVERMAN	16.94%
19.	176TH	NIKITA V. HARMON	16.98%
20.	185TH	JASON LUONG	18.24%
21.	230TH	CHRIS MORTON	19.78%
22.	174TH	HAZEL B. JONES	23.13%
23.	263RD	AMY MARTIN	23.40%
24.	180TH	DASEAN JONES	31.25%

TOTAL PDO APPOINTMENT RATE

15.20%

The 6th Amendment to the U.S. Constitution requires the appointment of an attorney for anyone facing criminal charges that is unable to afford their own. In Harris County, the judges of the district courts select attorneys for any indigent defendant facing charges in their court.

Despite the establishment of the Harris County Public Defender's Office in 2011, many of Harris County's elected district court judges fail to appoint the Public Defender's Office to capacity, opting to appoint private attorneys to represent indigent defendants instead.

Recent research conducted in Harris County shows that private attorneys receiving appointments are less effective than the Harris County Public Defender's Office in addition to frequently donating to judicial re-election campaigns and exceeding the Texas Indigent Defense Commission's maximum recommended caseload limits.

INDIGENT COUNSEL IN THE HARRIS COUNTY DISTRICT COURTS


A REPORT BROUGHT TO YOU BY RESTORING JUSTICE AND THE TEXAS CENTER FOR JUSTICE AND EQUITY

THIS REPORT USES DATA FROM HARRIS COUNTY'S NEW INDIGENT DEFENSE DASHBOARD TO SHOW HOW FREQUENTLY EACH OF THE DISTRICT COURT JUDGES UTILIZES THE HARRIS COUNTY PUBLIC DEFENDER'S OFFICE, WHICH IS CAPABLE OF RECEIVING UP TO 20% OF ALL DISTRICT COURT INDIGENT APPOINTMENTS.

DISTRICT COURTS BY LOWEST PUBLIC DEFENDER APPOINTMENT RATE

AUGUST 2022

#1 JUDGE BROCK THOMAS




2.56%

OF INDIGENT
CASES ASSIGNED
TO PDO

RIC

#2 JUDGE HAZEL B. JONES




8.86%

OF INDIGENT
CASES ASSIGNED
TO PDO

174TH DISTRICT COURT

#3 JUDGE NATALIA CORNELIO



10.47%

OF INDIGENT
CASES ASSIGNED
TO PDO

351ST DISTRICT COURT

<u>RANK</u>	<u>COURT</u>	<u>JUDGE</u>	<u>% OF INDIGENT CASES ASSIGNED TO PDO</u>
4.	176TH	NIKITA V. HARMON	10.75%
5.	262ND	LORI CHAMBERS GRAY	11.17%
6.	182ND	DANILO LACAYO	12.50%
7.	339TH	TE'IVA J. BELL	13.27%
8.	228TH	FRANK AGUILAR	13.89%
9.	178TH	KELLI JOHNSON	13.93%
10.	338TH	RAMONA FRANKLIN	14.29%
11.	248TH	HILARY UNGER	14.36%
12.	232ND	JOSH HILL	14.86%
13.	208TH	GREG GLASS	15.18%
14.	177TH	ROBERT JOHNSON	16.37%
15.	179TH	ANA MARTINEZ	17.02%
16.	482ND	MARITZA ANTU	17.82%
17.	209TH	BRIAN E. WARREN	18.71%
18.	183RD	CHUCK SILVERMAN	18.97%
19.	180TH	DASEAN JONES	19.30%
20.	337TH	COLLEEN GAIDO	19.30%
21.	185TH	JASON LUONG	19.75%
22.	263RD	AMY MARTIN	21.79%
23.	230TH	CHRIS MORTON	22.06%
24.	184TH	ABIGAIL ANASTASIO	25.48%

TOTAL PDO APPOINTMENT RATE

15.04%

The 6th Amendment to the U.S. Constitution requires the appointment of an attorney for anyone facing criminal charges that is unable to afford their own. In Harris County, the judges of the district courts select attorneys for any indigent defendant facing charges in their court.

Despite the establishment of the Harris County Public Defender's Office in 2011, many of Harris County's elected district court judges fail to appoint the Public Defender's Office to capacity, opting to appoint private attorneys to represent indigent defendants instead.

Recent research conducted in Harris County shows that private attorneys receiving appointments are less effective than the Harris County Public Defender's Office in addition to frequently donating to judicial re-election campaigns and exceeding the Texas Indigent Defense Commission's maximum recommended caseload limits.

INDIGENT COUNSEL IN THE HARRIS COUNTY DISTRICT COURTS


A REPORT BROUGHT TO YOU BY RESTORING JUSTICE AND THE TEXAS CENTER FOR JUSTICE AND EQUITY

THIS REPORT USES DATA FROM HARRIS COUNTY'S NEW INDIGENT DEFENSE DASHBOARD TO SHOW HOW FREQUENTLY EACH OF THE DISTRICT COURT JUDGES UTILIZES THE HARRIS COUNTY PUBLIC DEFENDER'S OFFICE, WHICH IS CAPABLE OF RECEIVING UP TO 20% OF ALL DISTRICT COURT INDIGENT APPOINTMENTS.

DISTRICT COURTS BY LOWEST PUBLIC DEFENDER APPOINTMENT RATE

SEPTEMBER 2022

#1 JUDGE BROCK THOMAS




4.48%

OF INDIGENT
CASES ASSIGNED
TO PDO

RIC

#2 JUDGE DANILO LACAYO




11.49%

OF INDIGENT
CASES ASSIGNED
TO PDO

182ND DISTRICT COURT

#3 JUDGE NATALIA CORNELIO



11.54%

OF INDIGENT
CASES ASSIGNED
TO PDO

351ST DISTRICT COURT

<u>RANK</u>	<u>COURT</u>	<u>JUDGE</u>	<u>% OF INDIGENT CASES ASSIGNED TO PDO</u>
4.	180TH	DASEAN JONES	13.69
5.	185TH	JASON LUONG	13.90
6.	338TH	RAMONA FRANKLIN	14.36
7.	184TH	ABIGAIL ANASTASIO	14.37
8.	248TH	HILARY UNGER	16.24
9.	178TH	KELLI JOHNSON	16.67
10.	176TH	NIKITA V. HARMON	17.65
11.	177TH	ROBERT JOHNSON	17.98
12.	339TH	TE'IVA J. BELL	18.03
13.	228TH	FRANK AGUILAR	18.18
14.	263RD	AMY MARTIN	18.52
15.	209TH	BRIAN E WARREN	18.75
16.	262ND	LORI CHAMBERS GRAY	19.11
17.	174TH	HAZEL B. JONES	19.25
18.	482ND	MARITZA ANTU	19.29
19.	337TH	COLLEEN GAIDO	21.47
20.	232ND	JOSH HILL	22.15
21.	183RD	CHUCK SILVERMAN	22.45
22.	179TH	ANA MARTINEZ	25.53
23.	230TH	CHRIS MORTON	28.89
24.	208TH	GREG GLASS	31.79

TOTAL PDO APPOINTMENT RATE

17.67%

The 6th Amendment to the U.S. Constitution requires the appointment of an attorney for anyone facing criminal charges that is unable to afford their own. In Harris County, the judges of the district courts select attorneys for any indigent defendant facing charges in their court.

Despite the establishment of the Harris County Public Defender's Office in 2011, many of Harris County's elected district court judges fail to appoint the Public Defender's Office to capacity, opting to appoint private attorneys to represent indigent defendants instead.

Recent research conducted in Harris County shows that private attorneys receiving appointments are less effective than the Harris County Public Defender's Office in addition to frequently donating to judicial re-election campaigns and exceeding the Texas Indigent Defense Commission's maximum recommended caseload limits.

INDIGENT COUNSEL IN THE HARRIS COUNTY DISTRICT COURTS

A REPORT BROUGHT TO YOU BY RESTORING JUSTICE AND THE TEXAS CENTER FOR JUSTICE AND EQUITY

THIS REPORT USES DATA FROM HARRIS COUNTY'S NEW INDIGENT DEFENSE DASHBOARD TO SHOW HOW FREQUENTLY EACH OF THE DISTRICT COURT JUDGES UTILIZES THE HARRIS COUNTY PUBLIC DEFENDER'S OFFICE, WHICH IS CAPABLE OF RECEIVING UP TO 20% OF ALL DISTRICT COURT INDIGENT APPOINTMENTS.

DISTRICT COURTS BY LOWEST PUBLIC DEFENDER APPOINTMENT RATE

OCTOBER 2022

#1 JUDGE BROCK THOMAS



2.88%

OF INDIGENT
CASES ASSIGNED
TO PDO

RIC

#2 JUDGE DANILO LACAYO



9.20%

OF INDIGENT
CASES ASSIGNED
TO PDO

182ND DISTRICT COURT

#3 JUDGE FRANK AGUILAR



11.18%

OF INDIGENT
CASES ASSIGNED
TO PDO

228TH DISTRICT COURT

<u>RANK</u>	<u>COURT</u>	<u>JUDGE</u>	<u>% OF INDIGENT CASES ASSIGNED TO PDO</u>
4.	176TH	NIKITA V. HARMON	12.74%
5.	262ND	LORI CHAMBERS GRAY	13.09%
6.	174TH	HAZEL B. JONES	13.21%
7.	177TH	ROBERT JOHNSON	13.46%
8.	185TH	JASON LUONG	13.89%
9.	248TH	HILARY UNGER	15.43%
10.	351ST	NATALIA "NATA" CORNELIO	15.82%
11.	208TH	GREG GLASS	15.98%
12.	339TH	TE'IVA J. BELL	16.03%
13.	482ND	MARITZA ANTU	16.22%
14.	180TH	DASEAN JONES	17.12%
15.	183RD	CHUCK SILVERMAN	17.50%
16.	209TH	BRIAN E WARREN	17.90%
17.	184TH	ABIGAIL ANASTASIO	18.40%
18.	230TH	CHRIS MORTON	19.27%
19.	338TH	RAMONA FRANKLIN	20.81%
20.	178TH	KELLI JOHNSON	20.90%
21.	179TH	ANA MARTINEZ	21.05%
22.	232ND	JOSH HILL	23.43%
23.	337TH	COLLEEN GAIDO	24.03%
24.	263RD	AMY MARTIN	25.88%

TOTAL PDO APPOINTMENT RATE

16.01%

The 6th Amendment to the U.S. Constitution requires the appointment of an attorney for anyone facing criminal charges that is unable to afford their own. In Harris County, the judges of the district courts select attorneys for any indigent defendant facing charges in their court.

Despite the establishment of the Harris County Public Defender's Office in 2011, many of Harris County's elected district court judges fail to appoint the Public Defender's Office to capacity, opting to appoint private attorneys to represent indigent defendants instead.

Recent research conducted in Harris County shows that private attorneys receiving appointments are less effective than the Harris County Public Defender's Office in addition to frequently donating to judicial re-election campaigns and exceeding the Texas Indigent Defense Commission's maximum recommended caseload limits.