

Harris County Pretrial Detention Report 2020

HARRIS COUNTY FELONY PRETRIAL DETENTION REPORT

BROUGHT TO YOU BY THE TEXAS CRIMINAL JUSTICE COALITION AND THE TEXAS ORGANIZING PROJECT

EVERY NIGHT THOUSANDS OF PEOPLE ARE LOCKED IN A CAGE AT THE HARRIS COUNTY JAIL BECAUSE THEY CAN'T AFFORD MONEY BAIL, EVEN THOUGH IT IS ILLEGAL TO JAIL PEOPLE SOLELY BECAUSE THEY ARE POOR. THIS REPORT USES JAIL POPULATION DATA PROVIDED BY HARRIS COUNTY TO COMPARE THE PRETRIAL DETENTION NUMBERS OF HARRIS COUNTY'S FELONY JUDGES.

DISTRICT COURTS BY HIGHEST PRETRIAL DETENTION POPULATION DECEMBER 29, 2019 - JANUARY 4, 2020

#1: JUDGE GEORGE POWELL



258

PEOPLE DETAINED
PER NIGHT BASED
ON INABILITY
TO PAY

351ST DISTRICT COURT

#2: JUDGE RAMONA FRANKLIN



255

PEOPLE DETAINED
PER NIGHT BASED
ON INABILITY
TO PAY

338TH DISTRICT COURT

#3: JUDGE JESSE MCCLURE



250

PEOPLE DETAINED
PER NIGHT BASED
ON INABILITY
TO PAY

339TH DISTRICT COURT

<u>RANK</u>	<u>COURT</u>	<u>JUDGE</u>	<u>DAILY AVERAGE NUMBER OF PEOPLE DETAINED PRETRIAL</u>
4.	174TH	HAZEL JONES	249
5.	185TH	JASON LUONG	234
6.	337TH	HERB RITCHIE	222
7.	183RD	CHUCK SILVERMAN	215
8.	184TH	ABIGAIL ANASTASIO	215
9.	179TH	RANDY ROLL	213
10.	262ND	LORI CHAMBERS GRAY	207
11.	263RD	AMY MARTIN	205
12.	208TH	GREG GLASS	198
13.	176TH	NIKITA HARMON	195
14.	182ND	DANILO LACAYO	195
15.	230TH	CHRIS MORTON	192
16.	232ND	JOSH HILL	188
17.	248TH	HILLARY UNGER	185
18.	178TH	KELLI JOHNSON	182
19.	177TH	ROBERT JOHNSON	178
20.	209TH	BRIAN WARREN	163
21.	228TH	FRANK AGUILAR	154
22.	180TH	DASEAN JONES	148

Harris County taxpayers spent over **\$2.3 MILLION DOLLARS** on illegal pretrial detention this week. That's close to twice the \$1.3 million Harris County taxpayers spend every week on public health services, the public library, and pollution control **COMBINED.**

HARRIS COUNTY FELONY PRETRIAL DETENTION REPORT

BROUGHT TO YOU BY THE TEXAS CRIMINAL JUSTICE COALITION AND THE TEXAS ORGANIZING PROJECT

ON AN AVERAGE NIGHT LAST WEEK, **4,560** PEOPLE WERE LOCKED IN A CAGE AT THE HARRIS COUNTY JAIL BECAUSE THEY COULDN'T AFFORD MONEY BAIL, EVEN THOUGH IT IS ILLEGAL TO JAIL PEOPLE SOLELY BECAUSE THEY ARE POOR. THIS REPORT USES JAIL POPULATION DATA PROVIDED BY HARRIS COUNTY TO COMPARE THE PRETRIAL DETENTION NUMBERS OF HARRIS COUNTY'S FELONY JUDGES.

DISTRICT COURTS BY HIGHEST PRETRIAL DETENTION POPULATION

JANUARY 5, 2020 - JANUARY 11, 2020*

#1: JUDGE GEORGE POWELL



262

PEOPLE DETAINED
PER NIGHT BASED
ON INABILITY
TO PAY

351ST DISTRICT COURT

#2: JUDGE RAMONA FRANKLIN



256

PEOPLE DETAINED
PER NIGHT BASED
ON INABILITY
TO PAY

338TH DISTRICT COURT

#3: JUDGE JESSE MCCLURE



250

PEOPLE DETAINED
PER NIGHT BASED
ON INABILITY
TO PAY

339TH DISTRICT COURT

<u>RANK</u>	<u>COURT</u>	<u>JUDGE</u>	<u>DAILY AVERAGE NUMBER OF PEOPLE DETAINED PRETRIAL</u>
4.	174TH	HAZEL JONES	248
5.	185TH	JASON LUONG	229
6.	183RD	CHUCK SILVERMAN	223
7.	337TH	HERB RITCHIE	220
8.	262ND	LORI CHAMBERS GRAY	217
9.	179TH	RANDY ROLL	215
10.	263RD	AMY MARTIN	212
11.	184TH	ABIGAIL ANASTASIO	208
12.	176TH	NIKITA HARMON	207
13.	182ND	DANILO LACACYO	205
14.	208TH	GREG GLASS	201
15.	230TH	CHRIS MORTON	190
16.	232ND	JOSH HILL	190
17.	178TH	KELLI JOHNSON	189
18.	248TH	HILLARY UNGER	188
19.	177TH	ROBERT JOHNSON	184
20.	209TH	BRIAN WARREN	167
21.	180TH	DASEAN JONES	150
22.	228TH	FRANK AGUILAR	149

Harris County taxpayers spent over **\$2.3 MILLION** on illegal pretrial detention this week. That's close to twice the \$1.3 million Harris County taxpayers spend every week on public health services, the public library, and pollution control **COMBINED**.

*THE COUNTY DID NOT PROVIDE JAIL POPULATION DATA FOR JANUARY 11. CALCULATIONS INVOLVING THE AMOUNT OF MONEY SPENT ON PRETRIAL DETENTION INCLUDE PROJECTED COSTS FOR JANUARY 11.

HARRIS COUNTY FELONY PRETRIAL DETENTION REPORT

BROUGHT TO YOU BY THE TEXAS CRIMINAL JUSTICE COALITION AND THE TEXAS ORGANIZING PROJECT

ON AN AVERAGE NIGHT LAST WEEK, **4,554** PEOPLE WERE LOCKED IN A CAGE AT THE HARRIS COUNTY JAIL BECAUSE THEY COULDN'T AFFORD MONEY BAIL, EVEN THOUGH IT IS ILLEGAL TO JAIL PEOPLE SOLELY BECAUSE THEY ARE POOR. THIS REPORT USES JAIL POPULATION DATA PROVIDED BY HARRIS COUNTY TO COMPARE THE PRETRIAL DETENTION NUMBERS OF HARRIS COUNTY'S FELONY JUDGES.

DISTRICT COURTS BY HIGHEST PRETRIAL DETENTION POPULATION JANUARY 12, 2020 - JANUARY 18, 2020

#1: JUDGE GEORGE POWELL



254

PEOPLE DETAINED
PER NIGHT BASED
ON INABILITY
TO PAY

351ST DISTRICT COURT

#2: JUDGE HAZEL JONES



253

PEOPLE DETAINED
PER NIGHT BASED
ON INABILITY
TO PAY

174TH DISTRICT COURT

#3: JUDGE RAMONA FRANKLIN



251

PEOPLE DETAINED
PER NIGHT BASED
ON INABILITY
TO PAY

338TH DISTRICT COURT

<u>RANK</u>	<u>COURT</u>	<u>JUDGE</u>	<u>DAILY AVERAGE NUMBER OF PEOPLE DETAINED PRETRIAL</u>
4.	339TH	JESSE MCLURE	245
5.	185TH	JASON LUONG	228
6.	183RD	CHUCK SILVERMAN	224
7.	262ND	LORI CHAMBERS GRAY	221
8.	337TH	HERB RITCHIE	217
9.	182ND	DANILO LACAYO	212
10.	176TH	NIKITA HARMON	211
11.	179TH	RANDY ROLL	211
12.	263RD	AMY MARTIN	210
13.	184TH	ABIGAIL ANASTASIO	206
14.	208TH	GREG GLASS	198
15.	230TH	CHRIS MORTON	193
16.	178TH	KELLI JOHNSON	192
17.	232ND	JOSH HILL	191
18.	248TH	HILARY UNGER	188
19.	177TH	ROBERT JOHNSON	178
20.	209TH	BRIAN WARREN	172
21.	180TH	DASEAN JONES	151
22.	228TH	FRANK AGUILAR	148

Harris County taxpayers spent over **\$2.3 MILLION** on illegal pretrial detention this week. That's close to twice the \$1.3 million Harris County taxpayers spend every week on public health services, the public library, and pollution control **COMBINED**.

HARRIS COUNTY FELONY PRETRIAL DETENTION REPORT

BROUGHT TO YOU BY THE TEXAS CRIMINAL JUSTICE COALITION AND THE TEXAS ORGANIZING PROJECT

ON AN AVERAGE NIGHT LAST WEEK, **4,478** PEOPLE WERE LOCKED IN A CAGE AT THE HARRIS COUNTY JAIL BECAUSE THEY COULDN'T AFFORD MONEY BAIL, EVEN THOUGH IT IS ILLEGAL TO JAIL PEOPLE SOLELY BECAUSE THEY ARE POOR. THIS REPORT USES JAIL POPULATION DATA PROVIDED BY HARRIS COUNTY TO COMPARE THE PRETRIAL DETENTION NUMBERS OF HARRIS COUNTY'S FELONY JUDGES.

DISTRICT COURTS BY HIGHEST PRETRIAL DETENTION POPULATION JANUARY 19, 2020 - JANUARY 25, 2020

#1: JUDGE GEORGE POWELL



251

PEOPLE DETAINED
PER NIGHT BASED
ON INABILITY
TO PAY

351ST DISTRICT COURT

#2: JUDGE HAZEL JONES



248

PEOPLE DETAINED
PER NIGHT BASED
ON INABILITY
TO PAY

174TH DISTRICT COURT

#3: JUDGE JESSE MCCLURE



242

PEOPLE DETAINED
PER NIGHT BASED
ON INABILITY
TO PAY

339TH DISTRICT COURT

<u>RANK</u>	<u>COURT</u>	<u>JUDGE</u>	<u>DAILY AVERAGE NUMBER OF PEOPLE DETAINED PRETRIAL</u>
4.	338TH	RAMONA FRANKLIN	241
5.	185TH	JASON LUONG	229
6.	183RD	CHUCK SILVERMAN	225
7.	337TH	HERB RITCHIE	218
8.	262ND	LORI CHAMBERS GRAY	214
9.	179TH	RANDY ROLL	211
10.	176TH	NIKITA HARMON	209
11.	182ND	DANILO LACAYO	208
12.	263RD	AMY MARTIN	203
13.	184TH	ABIGAIL ANASTASIO	199
14.	208TH	GREG GLASS	195
15.	232ND	JOSH HILL	191
16.	230TH	CHRIS MORTON	190
17.	248TH	HILARY UNGER	188
18.	178TH	KELLI JOHNSON	175
19.	177TH	ROBERT JOHNSON	173
20.	209TH	BRIAN WARREN	171
21.	228TH	FRANK AGUILAR	149
22.	180TH	DASEAN JONES	148

Harris County taxpayers spent over **\$2.3 MILLION** on illegal pretrial detention this week. That's close to twice the \$1.3 million Harris County taxpayers spend every week on public health services, the public library, and pollution control **COMBINED**.

HARRIS COUNTY FELONY PRETRIAL DETENTION REPORT

BROUGHT TO YOU BY THE TEXAS CRIMINAL JUSTICE COALITION AND THE TEXAS ORGANIZING PROJECT

ON AN AVERAGE NIGHT LAST WEEK, **4,483** PEOPLE WERE LOCKED IN A CAGE AT THE HARRIS COUNTY JAIL BECAUSE THEY COULDN'T AFFORD MONEY BAIL, EVEN THOUGH IT IS ILLEGAL TO JAIL PEOPLE SOLELY BECAUSE THEY ARE POOR. THIS REPORT USES JAIL POPULATION DATA PROVIDED BY HARRIS COUNTY TO COMPARE THE PRETRIAL DETENTION NUMBERS OF HARRIS COUNTY'S FELONY JUDGES.

DISTRICT COURTS BY HIGHEST PRETRIAL DETENTION POPULATION

JANUARY 26, 2020 - FEBRUARY 1, 2020*

#1: JUDGE GEORGE POWELL



Judge George Powell

252

PEOPLE DETAINED
PER NIGHT BASED
ON INABILITY
TO PAY

351ST DISTRICT COURT

#2: JUDGE HAZEL JONES



174TH DISTRICT COURT

249

PEOPLE DETAINED
PER NIGHT BASED
ON INABILITY
TO PAY

#3: JUDGE JESSE MCCLURE



339TH DISTRICT COURT

243

PEOPLE DETAINED
PER NIGHT BASED
ON INABILITY
TO PAY

<u>RANK</u>	<u>COURT</u>	<u>JUDGE</u>	<u>DAILY AVERAGE NUMBER OF PEOPLE DETAINED PRETRIAL</u>
4.	338TH	RAMONA FRANKLIN	240
5.	185TH	JASON LUONG	230
6.	183RD	CHUCK SILVERMAN	228
7.	337TH	HERB RITCHIE	220
8.	176TH	NIKITA HARMON	213
9.	262ND	LORI CHAMBERS GRAY	212
10.	179TH	RANDY ROLL	211
11.	182ND	DANILO LACAYO	207
12.	263RD	AMY MARTIN	202
13.	184TH	ABIGAIL ANASTASIO	201
14.	208TH	GREG GLASS	194
15.	232ND	JOSH HILL	190
16.	230TH	CHRIS MORTON	189
17.	248TH	HILLARY UNGER	187
18.	177TH	ROBERT JOHNSON	174
19.	178TH	KELLI JOHNSON	172
20.	209TH	BRIAN WARREN	170
21.	228TH	FRANK AGUILAR	150
22.	180TH	DASEAN JONES	149

Harris County taxpayers spent over **\$2.3 MILLION** on illegal pretrial detention this week. That's close to twice the \$1.3 million Harris County taxpayers spend every week on public health services, the public library, and pollution control **COMBINED**.

*THE COUNTY DID NOT PROVIDE JAIL POPULATION DATA FOR JANUARY 31. THE AMOUNT OF MONEY SPENT ON PRETRIAL DETENTION INCLUDE PROJECTED COSTS FOR JANUARY 31 AND THE REDUCED NUMBER OF HOLDS.

HARRIS COUNTY FELONY PRETRIAL DETENTION REPORT

BROUGHT TO YOU BY THE TEXAS CRIMINAL JUSTICE COALITION AND THE TEXAS ORGANIZING PROJECT

ON AN AVERAGE NIGHT LAST WEEK, **4,468** PEOPLE WERE LOCKED IN A CAGE AT THE HARRIS COUNTY JAIL BECAUSE THEY COULDN'T AFFORD MONEY BAIL, EVEN THOUGH IT IS ILLEGAL TO JAIL PEOPLE SOLELY BECAUSE THEY ARE POOR. THIS REPORT USES JAIL POPULATION DATA PROVIDED BY HARRIS COUNTY TO COMPARE THE PRETRIAL DETENTION NUMBERS OF HARRIS COUNTY'S FELONY JUDGES.

DISTRICT COURTS BY HIGHEST PRETRIAL DETENTION POPULATION FEBRUARY 2, 2020 - FEBRUARY 8, 2020

#1: JUDGE GEORGE POWELL



Judge George Powell

258

PEOPLE DETAINED
PER NIGHT BASED
ON INABILITY
TO PAY

351ST DISTRICT COURT

#2: JUDGE HAZEL JONES



174TH DISTRICT COURT

252

PEOPLE DETAINED
PER NIGHT BASED
ON INABILITY
TO PAY

#3: JUDGE JESSE MCCLURE



339TH DISTRICT COURT

241

PEOPLE DETAINED
PER NIGHT BASED
ON INABILITY
TO PAY

<u>RANK</u>	<u>COURT</u>	<u>JUDGE</u>	<u>DAILY AVERAGE NUMBER OF PEOPLE DETAINED PRETRIAL</u>
4.	338TH	RAMONA FRANKLIN	237
5.	185TH	JASON LUONG	234
6.	183RD	CHUCK SILVERMAN	231
7.	337TH	HERB RITCHIE	223
8.	182ND	DANILO LACAYO	220
9.	179TH	RANDY ROLL	213
10.	176TH	NIKITA HARMON	206
11.	262ND	LORI CHAMBERS GRAY	206
12.	208TH	GREG GLASS	202
13.	263RD	AMY MARTIN	200
14.	230TH	CHRIS MORTON	191
15.	248TH	HILLARY UNGER	189
16.	232ND	JOSH HILL	186
17.	177TH	ROBERT JOHNSON	181
18.	184TH	ABIGAIL ANASTASIO	180
19.	178TH	KELLI JOHNSON	166
20.	209TH	BRIAN WARREN	164
21.	228TH	FRANK AGUILAR	148
22.	180TH	DASEAN JONES	140

Harris County taxpayers spent over **\$2.3 MILLION** on illegal pretrial detention this week. That's close to twice the \$1.3 million Harris County taxpayers spend every week on public health services, the public library, and pollution control **COMBINED**.

HARRIS COUNTY FELONY PRETRIAL DETENTION REPORT

BROUGHT TO YOU BY THE TEXAS CRIMINAL JUSTICE COALITION AND THE TEXAS ORGANIZING PROJECT

ON AN AVERAGE NIGHT LAST WEEK, **4,470** PEOPLE WERE LOCKED IN A CAGE AT THE HARRIS COUNTY JAIL BECAUSE THEY COULDN'T AFFORD MONEY BAIL, EVEN THOUGH IT IS ILLEGAL TO JAIL PEOPLE SOLELY BECAUSE THEY ARE POOR. THIS REPORT USES JAIL POPULATION DATA PROVIDED BY HARRIS COUNTY TO COMPARE THE PRETRIAL DETENTION NUMBERS OF HARRIS COUNTY'S FELONY JUDGES.

DISTRICT COURTS BY HIGHEST PRETRIAL DETENTION POPULATION

FEBRUARY 9, 2020 - FEBRUARY 15 2020

#1: JUDGE GEORGE POWELL



261

PEOPLE DETAINED
PER NIGHT BASED
ON INABILITY
TO PAY

351ST DISTRICT COURT

#2: JUDGE HAZEL JONES



252

PEOPLE DETAINED
PER NIGHT BASED
ON INABILITY
TO PAY

174TH DISTRICT COURT

#3: JUDGE JESSE MCCLURE



245

PEOPLE DETAINED
PER NIGHT BASED
ON INABILITY
TO PAY

339TH DISTRICT COURT

<u>RANK</u>	<u>COURT</u>	<u>JUDGE</u>	<u>DAILY AVERAGE NUMBER OF PEOPLE DETAINED PRETRIAL</u>
4.	338TH	RAMONA FRANKLIN	241
5.	185TH	JASON LUONG	240
6.	183RD	CHUCK SILVERMAN	238
7.	182ND	DANILO LACAYO	220
8.	337TH	HERB RITCHIE	217
9.	179TH	RANDY ROLL	212
10.	262ND	LORI CHAMBERS GRAY	208
11.	176TH	NIKITA HARMON	205
12.	208TH	GREG GLASS	203
13.	263RD	AMY MARTIN	201
14.	230TH	CHRIS MORTON	186
15.	248TH	HILLARY UNGER	186
16.	232ND	JOSH HILL	179
17.	177TH	ROBERT JOHNSON	175
18.	178TH	KELLI JOHNSON	173
19.	184TH	ABIGAIL ANASTASIO	169
20.	209TH	BRIAN WARREN	162
21.	228TH	FRANK AGUILAR	152
22.	180TH	DASEAN JONES	145

Harris County taxpayers spent over **\$2.3 MILLION** on illegal pretrial detention this week. That's close to twice the \$1.3 million Harris County taxpayers spend every week on public health services, the public library, and pollution control **COMBINED**.

HARRIS COUNTY FELONY PRETRIAL DETENTION REPORT

BROUGHT TO YOU BY THE TEXAS CRIMINAL JUSTICE COALITION AND THE TEXAS ORGANIZING PROJECT

ON AN AVERAGE NIGHT LAST WEEK, **4,478** PEOPLE WERE LOCKED IN A CAGE AT THE HARRIS COUNTY JAIL BECAUSE THEY COULDN'T AFFORD MONEY BAIL, EVEN THOUGH IT IS ILLEGAL TO JAIL PEOPLE SOLELY BECAUSE THEY ARE POOR. THIS REPORT USES JAIL POPULATION DATA PROVIDED BY HARRIS COUNTY TO COMPARE THE PRETRIAL DETENTION NUMBERS OF HARRIS COUNTY'S FELONY JUDGES.

DISTRICT COURTS BY HIGHEST PRETRIAL DETENTION POPULATION

FEBRUARY 16, 2020 - FEBRUARY 22, 2020

#1: JUDGE GEORGE POWELL



259

PEOPLE DETAINED
PER NIGHT BASED
ON INABILITY
TO PAY

351ST DISTRICT COURT

#2: JUDGE HAZEL JONES



254

PEOPLE DETAINED
PER NIGHT BASED
ON INABILITY
TO PAY

174TH DISTRICT COURT

#3: JUDGE JASON LUONG



246

PEOPLE DETAINED
PER NIGHT BASED
ON INABILITY
TO PAY

185TH DISTRICT COURT

<u>RANK</u>	<u>COURT</u>	<u>JUDGE</u>	<u>DAILY AVERAGE NUMBER OF PEOPLE DETAINED PRETRIAL</u>
4.	183RD	CHUCK SILVERMAN	245
5.	339TH	JESSE MCLURE	244
6.	338TH	RAMONA FRANKLIN	236
7.	182ND	DANILO LACAYO	224
8.	337TH	HERB RITCHIE	216
9.	262ND	LORI CHAMBERS GRAY	215
10.	208TH	GREG GLASS	212
11.	179TH	RANDY ROLL	204
12.	263RD	AMY MARTIN	202
13.	176TH	NIKITA HARMON	200
14.	248TH	HILLARY UNGER	186
15.	230TH	CHRIS MORTON	182
16.	232ND	JOSH HILL	180
17.	178TH	KELLI JOHNSON	175
18.	177TH	ROBERT JOHNSON	173
19.	209TH	BRIAN WARREN	164
20.	184TH	ABIGAIL ANASTASIO	159
21.	228TH	FRANK AGUILAR	154
22.	180TH	DASEAN JONES	148

Harris County taxpayers spent over **\$2.3 MILLION** on illegal pretrial detention this week. That's close to twice the \$1.3 million Harris County taxpayers spend every week on public health services, the public library, and pollution control **COMBINED**.

HARRIS COUNTY FELONY PRETRIAL DETENTION REPORT

BROUGHT TO YOU BY THE TEXAS CRIMINAL JUSTICE COALITION AND THE TEXAS ORGANIZING PROJECT

ON AN AVERAGE NIGHT LAST WEEK, **4,474** PEOPLE WERE LOCKED IN A CAGE AT THE HARRIS COUNTY JAIL BECAUSE THEY COULDN'T AFFORD MONEY BAIL, EVEN THOUGH IT IS ILLEGAL TO JAIL PEOPLE SOLELY BECAUSE THEY ARE POOR. THIS REPORT USES JAIL POPULATION DATA PROVIDED BY HARRIS COUNTY TO COMPARE THE PRETRIAL DETENTION NUMBERS OF HARRIS COUNTY'S FELONY JUDGES.

DISTRICT COURTS BY HIGHEST PRETRIAL DETENTION POPULATION

FEBRUARY 23, 2020 - FEBRUARY 29, 2020

#1: JUDGE GEORGE POWELL



258

PEOPLE DETAINED
PER NIGHT BASED
ON INABILITY
TO PAY

351ST DISTRICT COURT

#2: JUDGE HAZEL JONES



257

PEOPLE DETAINED
PER NIGHT BASED
ON INABILITY
TO PAY

174TH DISTRICT COURT

#3: JUDGE JASON LUONG



251

PEOPLE DETAINED
PER NIGHT BASED
ON INABILITY
TO PAY

185TH DISTRICT COURT

<u>RANK</u>	<u>COURT</u>	<u>JUDGE</u>	<u>DAILY AVERAGE NUMBER OF PEOPLE DETAINED PRETRIAL</u>
4.	339TH	JESSE MCCLURE	245
5.	183RD	CHUCK SILVERMAN	240
6.	182ND	DANILO LACAYO	228
7.	338TH	RAMONA FRANKLIN	228
8.	337TH	HERB RITCHIE	217
9.	262ND	LORI CHAMBERS GRAY	215
10.	208TH	GREG GLASS	214
11.	179TH	RANDY ROLL	205
12.	263RD	AMY MARTIN	201
13.	176TH	NIKITA HARMON	193
14.	232ND	JOSH HILL	184
15.	248TH	HILLARY UNGER	184
16.	230TH	CHRIS MORTON	179
17.	178TH	KELLI JOHNSON	177
18.	177TH	ROBERT JOHNSON	172
19.	209TH	BRIAN WARREN	165
20.	184TH	ABIGAIL ANASTASIO	158
21.	228TH	FRANK AGUILAR	153
22.	180TH	DASEAN JONES	150

Harris County taxpayers spent over **\$2.3 MILLION** on illegal pretrial detention this week. That's close to twice the \$1.3 million Harris County taxpayers spend every week on public health services, the public library, and pollution control **COMBINED**.

HARRIS COUNTY FELONY PRETRIAL DETENTION REPORT

BROUGHT TO YOU BY THE TEXAS CRIMINAL JUSTICE COALITION AND THE TEXAS ORGANIZING PROJECT

ON AN AVERAGE NIGHT LAST WEEK, **4,454** PEOPLE WERE LOCKED IN A CAGE AT THE HARRIS COUNTY JAIL BECAUSE THEY COULDN'T AFFORD MONEY BAIL, EVEN THOUGH IT IS ILLEGAL TO JAIL PEOPLE SOLELY BECAUSE THEY ARE POOR. THIS REPORT USES JAIL POPULATION DATA PROVIDED BY HARRIS COUNTY TO COMPARE THE PRETRIAL DETENTION NUMBERS OF HARRIS COUNTY'S FELONY JUDGES.

DISTRICT COURTS BY HIGHEST PRETRIAL DETENTION POPULATION MARCH 1, 2020 - MARCH 7, 2020

#1: JUDGE GEORGE POWELL



260

PEOPLE DETAINED
PER NIGHT BASED
ON INABILITY
TO PAY

351ST DISTRICT COURT

#2: JUDGE HAZEL JONES



253

PEOPLE DETAINED
PER NIGHT BASED
ON INABILITY
TO PAY

174TH DISTRICT COURT

#3: JUDGE JASON LUONG



252

PEOPLE DETAINED
PER NIGHT BASED
ON INABILITY
TO PAY

185TH DISTRICT COURT

<u>RANK</u>	<u>COURT</u>	<u>JUDGE</u>	<u>DAILY AVERAGE NUMBER OF PEOPLE DETAINED PRETRIAL</u>
4.	183RD	CHUCK SILVERMAN	244
5.	339TH	JESSE MCCLURE	230
6.	182ND	DANILO LACAYO	222
7.	338TH	RAMONA FRANKLIN	221
8.	337TH	HERB RITCHIE	214
9.	208TH	GREG GLASS	213
10.	262ND	LORI CHAMBERS GRAY	213
11.	179TH	RANDY ROLL	210
12.	263RD	AMY MARTIN	201
13.	176TH	NIKITA HARMON	194
14.	178TH	KELLI JOHNSON	188
15.	248TH	HILARY UNGER	185
16.	232ND	JOSH HILL	176
17.	177TH	ROBERT JOHNSON	175
18.	230TH	CHRIS MORTON	174
19.	209TH	BRIAN WARREN	167
20.	184TH	ABIGAIL ANASTASIO	159
21.	180TH	DASEAN JONES	153
22.	228TH	FRANK AGUILAR	150

Harris County taxpayers spent over **\$2.3 MILLION** on illegal pretrial detention this week. That's close to twice the \$1.3 million Harris County taxpayers spend every week on public health services, the public library, and pollution control **COMBINED**.

*THE COUNTY DID NOT PROVIDE DATA FOR MARCH 3, 2020. CALCULATIONS INVOLVING THE AMOUNT OF MONEY SPENT ON PRETRIAL DETENTION INCLUDE PROJECTED COSTS FOR MARCH 3.

HARRIS COUNTY FELONY PRETRIAL DETENTION REPORT

BROUGHT TO YOU BY THE TEXAS CRIMINAL JUSTICE COALITION AND THE TEXAS ORGANIZING PROJECT

ON AN AVERAGE NIGHT LAST WEEK, **4,391** PEOPLE WERE LOCKED IN A CAGE AT THE HARRIS COUNTY JAIL BECAUSE THEY COULDN'T AFFORD MONEY BAIL, EVEN THOUGH IT IS ILLEGAL TO JAIL PEOPLE SOLELY BECAUSE THEY ARE POOR. THIS REPORT USES JAIL POPULATION DATA PROVIDED BY HARRIS COUNTY TO COMPARE THE PRETRIAL DETENTION NUMBERS OF HARRIS COUNTY'S FELONY JUDGES.

DISTRICT COURTS BY HIGHEST PRETRIAL DETENTION POPULATION

MARCH 8, 2020 - MARCH 14, 2020

#1: JUDGE GEORGE POWELL



256

PEOPLE DETAINED
PER NIGHT BASED
ON INABILITY
TO PAY

351ST DISTRICT COURT

#2: JUDGE JASON LUONG



247

PEOPLE DETAINED
PER NIGHT BASED
ON INABILITY
TO PAY

185TH DISTRICT COURT

#3: JUDGE HAZEL JONES



246

PEOPLE DETAINED
PER NIGHT BASED
ON INABILITY
TO PAY

174TH DISTRICT COURT

<u>RANK</u>	<u>COURT</u>	<u>JUDGE</u>	<u>DAILY AVERAGE NUMBER OF PEOPLE DETAINED PRETRIAL</u>
4.	183RD	CHUCK SILVERMAN	242
5.	338TH	RAMONA FRANKLIN	222
6.	339TH	JESSE MCCLURE	222
7.	179TH	RANDY ROLL	218
8.	182ND	DANILO LACAYO	215
9.	208TH	GREG GLASS	212
10.	337TH	HERB RITCHIE	212
11.	262ND	LORI CHAMBERS GRAY	209
12.	263RD	AMY MARTIN	200
13.	178TH	KELLI JOHNSON	192
14.	176TH	NIKITA HARMON	190
15.	248TH	HILARY UNGER	180
16.	230TH	CHRIS MORTON	172
17.	177TH	ROBERT JOHNSON	167
18.	232ND	JOSH HILL	166
19.	209TH	BRIAN WARREN	161
20.	184TH	ABIGAIL ANASTASIO	158
21.	180TH	DASEAN JONES	156
22.	228TH	FRANK AGUILAR	148

Harris County taxpayers spent over **\$2.3 MILLION** on illegal pretrial detention this week. That's close to twice the \$1.3 million Harris County taxpayers spend every week on public health services, the public library, and pollution control **COMBINED**.

*THE COUNTY DID NOT PROVIDE DATA FOR MARCH 12, 2020. CALCULATIONS INVOLVING THE AMOUNT OF MONEY SPENT ON PRETRIAL DETENTION INCLUDE PROJECTED COSTS FOR MARCH 12.




HARRIS COUNTY FELONY PRETRIAL DETENTION REPORT

BROUGHT TO YOU BY THE TEXAS CRIMINAL JUSTICE COALITION AND THE TEXAS ORGANIZING PROJECT

ON AN AVERAGE NIGHT LAST WEEK, **4,269** PEOPLE WERE LOCKED IN A CAGE AT THE HARRIS COUNTY JAIL BECAUSE THEY COULDN'T AFFORD MONEY BAIL, EVEN THOUGH IT IS ILLEGAL TO JAIL PEOPLE SOLELY BECAUSE THEY ARE POOR. THIS REPORT USES JAIL POPULATION DATA PROVIDED BY HARRIS COUNTY TO COMPARE THE PRETRIAL DETENTION NUMBERS OF HARRIS COUNTY'S FELONY JUDGES.

DISTRICT COURTS BY HIGHEST PRETRIAL DETENTION POPULATION

MARCH 15, 2020 - MARCH 21, 2020

#1: JUDGE JASON LUONG	#2: JUDGE GEORGE POWELL	#3: JUDGE HAZEL JONES
 244 PEOPLE DETAINED PER NIGHT BASED ON INABILITY TO PAY 185TH DISTRICT COURT	 242 PEOPLE DETAINED PER NIGHT BASED ON INABILITY TO PAY 351ST DISTRICT COURT	 234 PEOPLE DETAINED PER NIGHT BASED ON INABILITY TO PAY 174TH DISTRICT COURT

RANK	COURT	JUDGE	DAILY AVERAGE NUMBER OF PEOPLE DETAINED PRETRIAL
4.	183RD	CHUCK SILVERMAN	234
5.	179TH	RANDY ROLL	222
6.	338TH	RAMONA FRANKLIN	220
7.	339TH	JESSE MCCLURE	220
8.	262ND	LORI CHAMBERS GRAY	204
9.	337TH	HERB RITCHIE	203
10.	208TH	GREG GLASS	202
11.	263RD	AMY MARTIN	196
12.	182ND	DANILO LACAYO	194
13.	176TH	NIKITA HARMON	190
14.	178TH	KELLI JOHNSON	190
15.	248TH	HILARY UNGER	179
16.	230TH	CHRIS MORTON	172
17.	232ND	JOSH HILL	162
18.	177TH	ROBERT JOHNSON	159
19.	184TH	ABAGAIL ANASTASIO	159
20.	209TH	BRIAN WARREN	156
21.	180TH	DASEAN JONES	145
22.	228TH	FRANK AGUILAR	142

Harris County taxpayers spent over **\$2.2 MILLION** on illegal pretrial detention this week. That's close to twice the \$1.3 million Harris County taxpayers spend every week on public health services, the public library, and pollution control **COMBINED**.

HARRIS COUNTY FELONY PRETRIAL DETENTION REPORT

BROUGHT TO YOU BY THE TEXAS CRIMINAL JUSTICE COALITION AND THE TEXAS ORGANIZING PROJECT

ON AN AVERAGE NIGHT LAST WEEK, **4,147** PEOPLE WERE LOCKED IN A CAGE AT THE HARRIS COUNTY JAIL BECAUSE THEY COULDN'T AFFORD MONEY BAIL, EVEN THOUGH IT IS ILLEGAL TO JAIL PEOPLE SOLELY BECAUSE THEY ARE POOR. THIS REPORT USES JAIL POPULATION DATA PROVIDED BY HARRIS COUNTY TO COMPARE THE PRETRIAL DETENTION NUMBERS OF HARRIS COUNTY'S FELONY JUDGES.

DISTRICT COURTS BY HIGHEST PRETRIAL DETENTION POPULATION MARCH 22, 2020 - MARCH 28, 2020

#1: JUDGE CHUCK SILVERMAN



236

PEOPLE DETAINED
PER NIGHT BASED
ON INABILITY
TO PAY

183RD DISTRICT COURT

#2: JUDGE GEORGE POWELL



236

PEOPLE DETAINED
PER NIGHT BASED
ON INABILITY
TO PAY

351ST DISTRICT COURT

#3: JUDGE JASON LUONG



232

PEOPLE DETAINED
PER NIGHT BASED
ON INABILITY
TO PAY

185TH DISTRICT COURT

<u>RANK</u>	<u>COURT</u>	<u>JUDGE</u>	<u>DAILY AVERAGE NUMBER OF PEOPLE DETAINED PRETRIAL</u>
4.	174TH	HAZEL JONES	227
5.	338TH	RAMONA FRANKLIN	219
6.	339TH	JESSE MCCLURE	216
7.	179TH	RANDY ROLL	214
8.	262ND	LORI CHAMBERS GRAY	197
9.	337TH	HERB RITCHIE	197
10.	208TH	GREG GLASS	193
11.	176TH	NIKITA HARMON	192
12.	178TH	KELLI JOHNSON	188
13.	263RD	AMY MARTIN	188
14.	182ND	DANILO LACAYO	181
15.	230TH	CHRIS MORTON	173
16.	248TH	HILARY UNGER	172
17.	232ND	JOSH HILL	161
18.	209TH	BRIAN WARREN	157
19.	177TH	ROBERT JOHNSON	155
20.	184TH	ABIGAIL ANASTASIO	145
21.	180TH	DASEAN JONES	139
22.	228TH	FRANK AGUILAR	129

Harris County taxpayers spent nearly **\$2.2 MILLION** on illegal pretrial detention this week. That's close to twice the \$1.3 million Harris County taxpayers spend every week on public health services, the public library, and pollution control **COMBINED**.

HARRIS COUNTY FELONY PRETRIAL DETENTION REPORT

BROUGHT TO YOU BY THE TEXAS CRIMINAL JUSTICE COALITION AND THE TEXAS ORGANIZING PROJECT

ON AN AVERAGE NIGHT LAST WEEK, **4,033** PEOPLE WERE LOCKED IN A CAGE AT THE HARRIS COUNTY JAIL BECAUSE THEY COULDN'T AFFORD MONEY BAIL, EVEN THOUGH IT IS ILLEGAL TO JAIL PEOPLE SOLELY BECAUSE THEY ARE POOR. THIS REPORT USES JAIL POPULATION DATA PROVIDED BY HARRIS COUNTY TO COMPARE THE PRETRIAL DETENTION NUMBERS OF HARRIS COUNTY'S FELONY JUDGES.

DISTRICT COURTS BY HIGHEST PRETRIAL DETENTION POPULATION

MARCH 29, 2020 - APRIL 4, 2020

#1: JUDGE GEORGE POWELL



Judge George Powell
351ST DISTRICT COURT

233

PEOPLE DETAINED
PER NIGHT BASED
ON INABILITY
TO PAY

#2: JUDGE CHUCK SILVERMAN



183RD DISTRICT COURT

231

PEOPLE DETAINED
PER NIGHT BASED
ON INABILITY
TO PAY

#3: JUDGE HAZEL JONES



174TH DISTRICT COURT

219

PEOPLE DETAINED
PER NIGHT BASED
ON INABILITY
TO PAY

<u>RANK</u>	<u>COURT</u>	<u>JUDGE</u>	<u>DAILY AVERAGE NUMBER OF PEOPLE DETAINED PRETRIAL</u>
4.	338TH	RAMONA FRANKLIN	219
5.	185TH	JASON LUONG	215
6.	179TH	RANDY ROLL	212
7.	339TH	JESSE MCCLURE	210
8.	337TH	HERB RITCHIE	200
9.	176TH	NIKITA HARMON	194
10.	262ND	LORI CHAMBERS GRAY	187
11.	178TH	KELLI JOHNSON	183
12.	208TH	GREG GLASS	183
13.	263RD	AMY MARTIN	177
14.	182ND	DANILO LACAYO	174
15.	230TH	CHRIS MORTON	168
16.	248TH	HILARY UNGER	162
17.	209TH	BRIAN WARREN	160
18.	232ND	JOSH HILL	159
19.	177TH	ROBERT JOHNSON	154
20.	180TH	DASEAN JONES	138
21.	184TH	ABIGAIL ANASTASIO	134
22.	228TH	FRANK AGUILAR	121

Harris County taxpayers spent over **\$2.1 MILLION** on illegal pretrial detention this week. That's close to twice the \$1.3 million Harris County taxpayers spend every week on public health services, the public library, and pollution control **COMBINED**.

HARRIS COUNTY FELONY PRETRIAL DETENTION REPORT

BROUGHT TO YOU BY THE TEXAS CRIMINAL JUSTICE COALITION AND THE TEXAS ORGANIZING PROJECT

ON AN AVERAGE NIGHT LAST WEEK, **3,922** PEOPLE WERE LOCKED IN A CAGE AT THE HARRIS COUNTY JAIL BECAUSE THEY COULDN'T AFFORD MONEY BAIL, EVEN THOUGH IT IS ILLEGAL TO JAIL PEOPLE SOLELY BECAUSE THEY ARE POOR. THIS REPORT USES JAIL POPULATION DATA PROVIDED BY HARRIS COUNTY TO COMPARE THE PRETRIAL DETENTION NUMBERS OF HARRIS COUNTY'S FELONY JUDGES.

DISTRICT COURTS BY HIGHEST PRETRIAL DETENTION POPULATION

APRIL 5, 2020 - APRIL 11, 2020

#1: JUDGE GEORGE POWELL



Judge George Powell

228

PEOPLE DETAINED
PER NIGHT BASED
ON INABILITY
TO PAY

351ST DISTRICT COURT

#2: JUDGE CHUCK SILVERMAN



223

PEOPLE DETAINED
PER NIGHT BASED
ON INABILITY
TO PAY

183RD DISTRICT COURT

#3: JUDGE RAMONA FRANKLIN



213

PEOPLE DETAINED
PER NIGHT BASED
ON INABILITY
TO PAY

338TH DISTRICT COURT

<u>RANK</u>	<u>COURT</u>	<u>JUDGE</u>	<u>DAILY AVERAGE NUMBER OF PEOPLE DETAINED PRETRIAL</u>
4.	174TH	HAZEL JONES	212
5.	179TH	RANDY ROLL	210
6.	185TH	JASON LUONG	206
7.	339TH	JESSE MCCLURE	206
8.	337TH	HERB RITCHIE	197
9.	176TH	NIKITA HARMON	191
10.	178TH	KELLI JOHNSON	184
11.	262ND	LORI CHAMBERS GRAY	183
12.	208TH	GREG GLASS	175
13.	263RD	AMY MARTIN	169
14.	182ND	DANILO LACAYO	167
15.	209TH	BRIAN WARREN	159
16.	230TH	CHRIS MORTON	159
17.	248TH	HILARY UNGER	154
18.	177TH	ROBERT JOHNSON	153
19.	232ND	JOSH HILL	151
20.	180TH	DASEAN JONES	138
21.	184TH	ABIGAIL ANASTASIO	137
22.	228TH	FRANK AGUILAR	107

Harris County taxpayers spent over **\$2 MILLION** on illegal pretrial detention this week. That's over 150% of the \$1.3 million Harris County taxpayers spend every week on public health services, the public library, and pollution control **COMBINED**.

HARRIS COUNTY FELONY PRETRIAL DETENTION REPORT

BROUGHT TO YOU BY THE TEXAS CRIMINAL JUSTICE COALITION AND THE TEXAS ORGANIZING PROJECT

ON AN AVERAGE NIGHT LAST WEEK, **3,883** PEOPLE WERE LOCKED IN A CAGE AT THE HARRIS COUNTY JAIL BECAUSE THEY COULDN'T AFFORD MONEY BAIL, EVEN THOUGH IT IS ILLEGAL TO JAIL PEOPLE SOLELY BECAUSE THEY ARE POOR. THIS REPORT USES JAIL POPULATION DATA PROVIDED BY HARRIS COUNTY TO COMPARE THE PRETRIAL DETENTION NUMBERS OF HARRIS COUNTY'S FELONY JUDGES.

DISTRICT COURTS BY HIGHEST PRETRIAL DETENTION POPULATION

APRIL 12, 2020 - APRIL 18, 2020

#1: JUDGE GEORGE POWELL



Judge George Powell

235

PEOPLE DETAINED
PER NIGHT BASED
ON INABILITY
TO PAY

351ST DISTRICT COURT

#2: JUDGE CHUCK SILVERMAN




183RD DISTRICT COURT

221

PEOPLE DETAINED
PER NIGHT BASED
ON INABILITY
TO PAY

#3: JUDGE RANDY ROLL



179TH DISTRICT COURT

214

PEOPLE DETAINED
PER NIGHT BASED
ON INABILITY
TO PAY

<u>RANK</u>	<u>COURT</u>	<u>JUDGE</u>	<u>DAILY AVERAGE NUMBER OF PEOPLE DETAINED PRETRIAL</u>
4.	174TH	HAZEL JONES	209
5.	338TH	RAMONA FRANKLIN	208
6.	339TH	JESSE MCCLURE	202
7.	337TH	HERB RITCHIE	194
8.	185TH	JASON LUONG	193
9.	176TH	NIKITA HARMON	183
10.	262ND	LORI CHAMBERS GRAY	181
11.	178TH	KELLI JOHNSON	179
12.	208TH	GREG GLASS	179
13.	263RD	AMY MARTIN	168
14.	182ND	DANILO LACAYO	163
15.	209TH	BRIAN WARREN	163
16.	177TH	ROBERT JOHNSON	155
17.	230TH	CHRIS MORTON	152
18.	248TH	HILARY UNGER	151
19.	232ND	JOSH HILL	146
20.	180TH	DASEAN JONES	139
21.	184TH	ABIGAIL ANASTASIO	139
22.	228TH	FRANK AGUILAR	109

Harris County taxpayers spent over **\$2 MILLION** on illegal pretrial detention this week. That's over 150% of the \$1.3 million Harris County taxpayers spend every week on public health services, the public library, and pollution control **COMBINED**.

HARRIS COUNTY FELONY PRETRIAL DETENTION REPORT

BROUGHT TO YOU BY THE TEXAS CRIMINAL JUSTICE COALITION AND THE TEXAS ORGANIZING PROJECT

ON AN AVERAGE NIGHT LAST WEEK, **3,879** PEOPLE WERE LOCKED IN A CAGE AT THE HARRIS COUNTY JAIL BECAUSE THEY COULDN'T AFFORD MONEY BAIL, EVEN THOUGH IT IS ILLEGAL TO JAIL PEOPLE SOLELY BECAUSE THEY ARE POOR. THIS REPORT USES JAIL POPULATION DATA PROVIDED BY HARRIS COUNTY TO COMPARE THE PRETRIAL DETENTION NUMBERS OF HARRIS COUNTY'S FELONY JUDGES.

DISTRICT COURTS BY HIGHEST PRETRIAL DETENTION POPULATION

APRIL 19, 2020 - APRIL 25, 2020

#1: JUDGE GEORGE POWELL



235

PEOPLE DETAINED
PER NIGHT BASED
ON INABILITY
TO PAY

351ST DISTRICT COURT

#2: JUDGE RANDY ROLL



222

PEOPLE DETAINED
PER NIGHT BASED
ON INABILITY
TO PAY

183RD DISTRICT COURT

#3: JUDGE CHUCK SILVERMAN



221

PEOPLE DETAINED
PER NIGHT BASED
ON INABILITY
TO PAY

179TH DISTRICT COURT

<u>RANK</u>	<u>COURT</u>	<u>JUDGE</u>	<u>DAILY AVERAGE NUMBER OF PEOPLE DETAINED PRETRIAL</u>
4.	338TH	RAMONA FRANKLIN	209
5.	174TH	HAZEL JONES	206
6.	339TH	JESSE MCCLURE	203
7.	337TH	HERB RITCHIE	194
8.	185TH	JASON LUONG	183
9.	208TH	GREG GLASS	182
10.	176TH	NIKITA HARMON	181
11.	178TH	KELLI JOHNSON	181
12.	262ND	LORI CHAMBERS GRAY	180
13.	182ND	DANILO LACAYO	169
14.	263RD	AMY MARTIN	167
15.	209TH	BRIAN WARREN	160
16.	230TH	CHRIS MORTON	158
17.	177TH	ROBERT JOHNSON	157
18.	248TH	HILARY UNGER	149
19.	232ND	JOSH HILL	144
20.	180TH	DASEAN JONES	137
21.	184TH	ABIGAIL ANASTASIO	133
22.	228TH	FRANK AGUILAR	108

Harris County taxpayers spent over **\$2 MILLION** on illegal pretrial detention this week. That's over 150% of the \$1.3 million Harris County taxpayers spend every week on public health services, the public library, and pollution control **COMBINED**.

HARRIS COUNTY FELONY PRETRIAL DETENTION REPORT

BROUGHT TO YOU BY THE TEXAS CRIMINAL JUSTICE COALITION AND THE TEXAS ORGANIZING PROJECT

ON AN AVERAGE NIGHT LAST WEEK, **3,914** PEOPLE WERE LOCKED IN A CAGE AT THE HARRIS COUNTY JAIL BECAUSE THEY COULDN'T AFFORD MONEY BAIL, EVEN THOUGH IT IS ILLEGAL TO JAIL PEOPLE SOLELY BECAUSE THEY ARE POOR. THIS REPORT USES JAIL POPULATION DATA PROVIDED BY HARRIS COUNTY TO COMPARE THE PRETRIAL DETENTION NUMBERS OF HARRIS COUNTY'S FELONY JUDGES.

DISTRICT COURTS BY HIGHEST PRETRIAL DETENTION POPULATION

APRIL 26, 2020 - MAY 2, 2020

#1: JUDGE GEORGE POWELL



Judge George Powell

230

PEOPLE DETAINED
PER NIGHT BASED
ON INABILITY
TO PAY

351ST DISTRICT COURT

#2: JUDGE RANDY ROLL



183RD DISTRICT COURT

217

PEOPLE DETAINED
PER NIGHT BASED
ON INABILITY
TO PAY

#3: JUDGE RAMONA FRANKLIN



338TH DISTRICT COURT

213

PEOPLE DETAINED
PER NIGHT BASED
ON INABILITY
TO PAY

<u>RANK</u>	<u>COURT</u>	<u>JUDGE</u>	<u>DAILY AVERAGE NUMBER OF PEOPLE DETAINED PRETRIAL</u>
4.	183RD	CHUCK SILVERMAN	211
5.	174TH	HAZEL JONES	204
6.	339TH	JESSE MCCLURE	203
7.	337TH	HERB RITCHIE	195
8.	176TH	NIKITA HARMON	189
9.	178TH	KELLI JOHNSON	188
10.	185TH	JASON LUONG	186
11.	262ND	LORI CHAMBERS GRAY	182
12.	208TH	GREG GLASS	181
13.	263RD	AMY MARTIN	174
14.	182ND	DANILO LACAYO	170
15.	230TH	CHRIS MORTON	163
16.	248TH	HILARY UNGER	161
17.	177TH	ROBERT JOHNSON	160
18.	209TH	BRIAN WARREN	159
19.	232ND	JOSH HILL	147
20.	184TH	ABIGAIL ANASTASIO	135
21.	180TH	DASEAN JONES	134
22.	228TH	FRANK AGUILAR	112




Harris County taxpayers spent over **\$2 MILLION** on illegal pretrial detention this week. That's over 150% of the \$1.3 million Harris County taxpayers spend every week on public health services, the public library, and pollution control **COMBINED**.

HARRIS COUNTY FELONY PRETRIAL DETENTION REPORT

BROUGHT TO YOU BY THE TEXAS CRIMINAL JUSTICE COALITION AND THE TEXAS ORGANIZING PROJECT

ON AN AVERAGE NIGHT LAST WEEK, **3,960** PEOPLE WERE LOCKED IN A CAGE AT THE HARRIS COUNTY JAIL BECAUSE THEY COULDN'T AFFORD MONEY BAIL, EVEN THOUGH IT IS ILLEGAL TO JAIL PEOPLE SOLELY BECAUSE THEY ARE POOR. THIS REPORT USES JAIL POPULATION DATA PROVIDED BY HARRIS COUNTY TO COMPARE THE PRETRIAL DETENTION NUMBERS OF HARRIS COUNTY'S FELONY JUDGES.

DISTRICT COURTS BY HIGHEST PRETRIAL DETENTION POPULATION MAY 3, 2020 - MAY 9, 2020*

#1: JUDGE GEORGE POWELL	#2: JUDGE RANDY ROLL	#3: JUDGE RAMONA FRANKLIN
 Judge George Powell 351ST DISTRICT COURT	 183RD DISTRICT COURT	 338TH DISTRICT COURT
231 PEOPLE DETAINED PER NIGHT BASED ON INABILITY TO PAY	220 PEOPLE DETAINED PER NIGHT BASED ON INABILITY TO PAY	217 PEOPLE DETAINED PER NIGHT BASED ON INABILITY TO PAY

RANK	COURT	JUDGE	DAILY AVERAGE NUMBER OF PEOPLE DETAINED PRETRIAL
4.	183RD	CHUCK SILVERMAN	209
5.	174TH	HAZEL JONES	208
6.	339TH	JESSE MCCLURE	202
7.	337TH	HERB RITCHIE	200
8.	176TH	NIKITA HARMON	192
9.	185TH	JASON LUONG	192
10.	178TH	KELLI JOHNSON	188
11.	262ND	LORI CHAMBERS GRAY	184
12.	208TH	GREG GLASS	182
13.	263RD	AMY MARTIN	180
14.	182ND	DANILO LACAYO	174
15.	248TH	HILARY UNGER	165
16.	230TH	CHRIS MORTON	162
17.	177TH	ROBERT JOHNSON	159
18.	209TH	BRIAN WARREN	158
19.	232ND	JOSH HILL	144
20.	180TH	ABIGAIL ANASTASIO	142
21.	184TH	DASEAN JONES	136
22.	228TH	FRANK AGUILAR	115

Harris County taxpayers spent over **\$2 MILLION** on illegal pretrial detention this week. That's over 150% of the \$1.3 million Harris County taxpayers spend every week on public health services, the public library, and pollution control **COMBINED**.

*THE COUNTY DID NOT PROVIDE DATA FOR MAY 7, 2020. CALCULATIONS INVOLVING THE AMOUNT OF MONEY SPENT ON PRETRIAL DETENTION INCLUDE PROJECTED COSTS FOR MAY 7.

HARRIS COUNTY FELONY PRETRIAL DETENTION REPORT

BROUGHT TO YOU BY THE TEXAS CRIMINAL JUSTICE COALITION AND THE TEXAS ORGANIZING PROJECT

ON AN AVERAGE NIGHT LAST WEEK, **4,043** PEOPLE WERE LOCKED IN A CAGE AT THE HARRIS COUNTY JAIL BECAUSE THEY COULDN'T AFFORD MONEY BAIL, EVEN THOUGH IT IS ILLEGAL TO JAIL PEOPLE SOLELY BECAUSE THEY ARE POOR. THIS REPORT USES JAIL POPULATION DATA PROVIDED BY HARRIS COUNTY TO COMPARE THE PRETRIAL DETENTION NUMBERS OF HARRIS COUNTY'S FELONY JUDGES.

DISTRICT COURTS BY HIGHEST PRETRIAL DETENTION POPULATION

MAY 10, 2020 - MAY 16, 2020

#1: JUDGE GEORGE POWELL



Judge George Powell

351ST DISTRICT COURT

231

PEOPLE DETAINED
PER NIGHT BASED
ON INABILITY
TO PAY

#2: JUDGE RAMONA FRANKLIN



338TH DISTRICT COURT

228

PEOPLE DETAINED
PER NIGHT BASED
ON INABILITY
TO PAY

#3: JUDGE RANDY ROLL



183RD DISTRICT COURT

221

PEOPLE DETAINED
PER NIGHT BASED
ON INABILITY
TO PAY

<u>RANK</u>	<u>COURT</u>	<u>JUDGE</u>	<u>DAILY AVERAGE NUMBER OF PEOPLE DETAINED PRETRIAL</u>
4.	183RD	CHUCK SILVERMAN	215
5.	174TH	HAZEL JONES	208
6.	337TH	HERB RITCHIE	204
7.	339TH	JESSE MCCLURE	201
8.	185TH	JASON LUONG	197
9.	176TH	NIKITA HARMON	194
10.	178TH	KELLI JOHNSON	190
11.	262ND	LORI CHAMBERS GRAY	190
12.	208TH	GREG GLASS	186
13.	263RD	AMY MARTIN	184
14.	182ND	DANILO LACAYO	179
15.	248TH	HILARY UNGER	175
16.	209TH	BRIAN WARREN	167
17.	230TH	CHRIS MORTON	165
18.	177TH	ROBERT JOHNSON	160
19.	232ND	JOSH HILL	148
20.	180TH	DASEAN JONES	147
21.	184TH	ABIGAIL ANASTASIO	135
22.	228TH	FRANK AGUILAR	118

Harris County taxpayers spent over **\$2.1 MILLION** on illegal pretrial detention this week. That's over 150% of the \$1.3 million Harris County taxpayers spend every week on public health services, the public library, and pollution control **COMBINED**.

HARRIS COUNTY FELONY PRETRIAL DETENTION REPORT

BROUGHT TO YOU BY THE TEXAS CRIMINAL JUSTICE COALITION AND THE TEXAS ORGANIZING PROJECT

ON AN AVERAGE NIGHT LAST WEEK, **4,133** PEOPLE WERE LOCKED IN A CAGE AT THE HARRIS COUNTY JAIL BECAUSE THEY COULDN'T AFFORD MONEY BAIL, EVEN THOUGH IT IS ILLEGAL TO JAIL PEOPLE SOLELY BECAUSE THEY ARE POOR. THIS REPORT USES JAIL POPULATION DATA PROVIDED BY HARRIS COUNTY TO COMPARE THE PRETRIAL DETENTION NUMBERS OF HARRIS COUNTY'S FELONY JUDGES.

DISTRICT COURTS BY HIGHEST PRETRIAL DETENTION POPULATION

MAY 17, 2020 - MAY 23, 2020

#1: JUDGE GEORGE POWELL



234

PEOPLE DETAINED
PER NIGHT BASED
ON INABILITY
TO PAY

351ST DISTRICT COURT

#2: JUDGE RAMONA FRANKLIN



232

PEOPLE DETAINED
PER NIGHT BASED
ON INABILITY
TO PAY

338TH DISTRICT COURT

#3: JUDGE RANDY ROLL



220

PEOPLE DETAINED
PER NIGHT BASED
ON INABILITY
TO PAY

183RD DISTRICT COURT

<u>RANK</u>	<u>COURT</u>	<u>JUDGE</u>	<u>DAILY AVERAGE NUMBER OF PEOPLE DETAINED PRETRIAL</u>
4.	183RD	CHUCK SILVERMAN	218
5.	174TH	HAZEL JONES	212
6.	337TH	HERB RITCHIE	212
7.	176TH	NIKITA HARMON	202
8.	339TH	JESSE MCCLURE	200
9.	185TH	JASON LUONG	198
10.	262ND	LORI CHAMBERS GRAY	198
11.	178TH	KELLI JOHNSON	197
12.	263RD	AMY MARTIN	188
13.	208TH	GREG GLASS	187
14.	182ND	DANILO LACAYO	182
15.	248TH	HILARY UNGER	182
16.	230TH	CHRIS MORTON	171
17.	177TH	ROBERT JOHNSON	170
18.	209TH	BRIAN WARREN	169
19.	232ND	JOSH HILL	156
20.	180TH	DASEAN JONES	151
21.	184TH	ABIGAIL ANASTASIO	136
22.	228TH	FRANK AGUILAR	118

Harris County taxpayers spent over **\$2.1 MILLION** on illegal pretrial detention this week. That's over 150% of the \$1.3 million Harris County taxpayers spend every week on public health services, the public library, and pollution control **COMBINED**.

HARRIS COUNTY FELONY PRETRIAL DETENTION REPORT

BROUGHT TO YOU BY THE TEXAS CRIMINAL JUSTICE COALITION AND THE TEXAS ORGANIZING PROJECT

ON AN AVERAGE NIGHT LAST WEEK, **4,240** PEOPLE WERE LOCKED IN A CAGE AT THE HARRIS COUNTY JAIL BECAUSE THEY COULDN'T AFFORD MONEY BAIL, EVEN THOUGH IT IS ILLEGAL TO JAIL PEOPLE SOLELY BECAUSE THEY ARE POOR. THIS REPORT USES JAIL POPULATION DATA PROVIDED BY HARRIS COUNTY TO COMPARE THE PRETRIAL DETENTION NUMBERS OF HARRIS COUNTY'S FELONY JUDGES.

DISTRICT COURTS BY HIGHEST PRETRIAL DETENTION POPULATION

MAY 24, 2020 - MAY 30, 2020

#1: JUDGE GEORGE POWELL



236

PEOPLE DETAINED
PER NIGHT BASED
ON INABILITY
TO PAY

351ST DISTRICT COURT

#2: JUDGE RAMONA FRANKLIN



234

PEOPLE DETAINED
PER NIGHT BASED
ON INABILITY
TO PAY

338TH DISTRICT COURT

#3: JUDGE CHUCK SILVERMAN



223

PEOPLE DETAINED
PER NIGHT BASED
ON INABILITY
TO PAY

183RD DISTRICT COURT

<u>RANK</u>	<u>COURT</u>	<u>JUDGE</u>	<u>DAILY AVERAGE NUMBER OF PEOPLE DETAINED PRETRIAL</u>
4.	179TH	RANDY ROLL	222
5.	337TH	HERB RITCHIE	220
6.	174TH	HAZEL JONES	216
7.	176TH	NIKITA HARMON	205
8.	339TH	JESSE MCCLURE	203
9.	178TH	KELLI JOHNSON	202
10.	262ND	LORI CHAMBERS GRAY	199
11.	185TH	JASON LUONG	194
12.	208TH	GREG GLASS	193
13.	263RD	AMY MARTIN	192
14.	248TH	HILARY UNGER	189
15.	182ND	DANILO LACAYO	187
16.	177TH	ROBERT JOHNSON	181
17.	209TH	BRIAN WARREN	177
18.	230TH	CHRIS MORTON	175
19.	232ND	JOSH HILL	166
20.	180TH	DASEAN JONES	161
21.	184TH	ABIGAIL ANASTASIO	142
22.	228TH	FRANK AGUILAR	123

Harris County taxpayers spent over **\$2.2 MILLION** on illegal pretrial detention this week. That's over 150% of the \$1.3 million Harris County taxpayers spend every week on public health services, the public library, and pollution control **COMBINED**.

HARRIS COUNTY FELONY PRETRIAL DETENTION REPORT

BROUGHT TO YOU BY THE TEXAS CRIMINAL JUSTICE COALITION AND THE TEXAS ORGANIZING PROJECT

ON AN AVERAGE NIGHT LAST WEEK, **4,227** PEOPLE WERE LOCKED IN A CAGE AT THE HARRIS COUNTY JAIL BECAUSE THEY COULDN'T AFFORD MONEY BAIL, EVEN THOUGH IT IS ILLEGAL TO JAIL PEOPLE SOLELY BECAUSE THEY ARE POOR. THIS REPORT USES JAIL POPULATION DATA PROVIDED BY HARRIS COUNTY TO COMPARE THE PRETRIAL DETENTION NUMBERS OF HARRIS COUNTY'S FELONY JUDGES.

DISTRICT COURTS BY HIGHEST PRETRIAL DETENTION POPULATION

MAY 31, 2020 - JUNE 6, 2020

#1: JUDGE RAMONA FRANKLIN



238

PEOPLE DETAINED
PER NIGHT BASED
ON INABILITY
TO PAY

338TH DISTRICT COURT

#2: JUDGE GEORGE POWELL



233

PEOPLE DETAINED
PER NIGHT BASED
ON INABILITY
TO PAY

351ST DISTRICT COURT

#3: JUDGE CHUCK SILVERMAN



222

PEOPLE DETAINED
PER NIGHT BASED
ON INABILITY
TO PAY

183RD DISTRICT COURT

<u>RANK</u>	<u>COURT</u>	<u>JUDGE</u>	<u>DAILY AVERAGE NUMBER OF PEOPLE DETAINED PRETRIAL</u>
4.	337TH	HERB RITCHIE	218
5.	179TH	RANDY ROLL	217
6.	174TH	HAZEL JONES	211
7.	176TH	NIKITA HARMON	210
8.	178TH	KELLI JOHNSON	204
9.	339TH	JESSE MCCLURE	203
10.	262ND	LORI CHAMBERS GRAY	195
11.	263RD	AMY MARTIN	192
12.	185TH	JASON LUONG	191
13.	208TH	GREG GLASS	190
14.	248TH	HILARY UNGER	190
15.	182ND	DANILO LACAYO	187
16.	177TH	ROBERT JOHNSON	182
17.	209TH	BRIAN WARREN	176
18.	230TH	CHRIS MORTON	175
19.	232ND	JOSH HILL	169
20.	180TH	DASEAN JONES	157
21.	184TH	ABIGAIL ANASTASIO	147
22.	228TH	FRANK AGUILAR	120

Harris County taxpayers spent over **\$2.2 MILLION** on illegal pretrial detention this week. That's over 150% of the \$1.3 million Harris County taxpayers spend every week on public health services, the public library, and pollution control **COMBINED**.

HARRIS COUNTY FELONY PRETRIAL DETENTION REPORT

BROUGHT TO YOU BY THE TEXAS CRIMINAL JUSTICE COALITION AND THE TEXAS ORGANIZING PROJECT

ON AN AVERAGE NIGHT LAST WEEK, **4,199** PEOPLE WERE LOCKED IN A CAGE AT THE HARRIS COUNTY JAIL BECAUSE THEY COULDN'T AFFORD MONEY BAIL, EVEN THOUGH IT IS ILLEGAL TO JAIL PEOPLE SOLELY BECAUSE THEY ARE POOR. THIS REPORT USES JAIL POPULATION DATA PROVIDED BY HARRIS COUNTY TO COMPARE THE PRETRIAL DETENTION NUMBERS OF HARRIS COUNTY'S FELONY JUDGES.

DISTRICT COURTS BY HIGHEST PRETRIAL DETENTION POPULATION

JUNE 7, 2020 - JUNE 13, 2020

#1: JUDGE RAMONA FRANKLIN



244

PEOPLE DETAINED
PER NIGHT BASED
ON INABILITY
TO PAY

338TH DISTRICT COURT

#2: JUDGE GEORGE POWELL



229

PEOPLE DETAINED
PER NIGHT BASED
ON INABILITY
TO PAY

351ST DISTRICT COURT

#3: JUDGE RANDY ROLL



219

PEOPLE DETAINED
PER NIGHT BASED
ON INABILITY
TO PAY

179TH DISTRICT COURT

<u>RANK</u>	<u>COURT</u>	<u>JUDGE</u>	<u>DAILY AVERAGE NUMBER OF PEOPLE DETAINED PRETRIAL</u>
4.	183RD	CHUCK SILVERMAN	217
5.	337TH	HERB RITCHIE	216
6.	176TH	NIKITA HARMON	213
7.	339TH	JESSE MCCLURE	207
8.	174TH	HAZEL JONES	206
9.	178TH	KELLI JOHNSON	200
10.	262ND	LORI CHAMBERS GRAY	197
11.	182ND	DANILO LACAYO	190
12.	263RD	AMY MARTIN	190
13.	185TH	JASON LUONG	188
14.	208TH	GREG GLASS	188
15.	177TH	ROBERT JOHNSON	179
16.	248TH	HILARY UNGER	179
17.	209TH	BRIAN WARREN	175
18.	230TH	CHRIS MORTON	173
19.	232ND	JOSH HILL	168
20.	180TH	DASEAN JONES	160
21.	184TH	ABIGAIL ANASTASIO	144
22.	228TH	FRANK AGUILAR	117

Harris County taxpayers spent over **\$2.2 MILLION** on illegal pretrial detention this week. That's over 150% of the \$1.3 million Harris County taxpayers spend every week on public health services, the public library, and pollution control **COMBINED**.

HARRIS COUNTY FELONY PRETRIAL DETENTION REPORT

BROUGHT TO YOU BY THE TEXAS CRIMINAL JUSTICE COALITION AND THE TEXAS ORGANIZING PROJECT

ON AN AVERAGE NIGHT LAST WEEK, **4,187** PEOPLE WERE LOCKED IN A CAGE AT THE HARRIS COUNTY JAIL BECAUSE THEY COULDN'T AFFORD MONEY BAIL, EVEN THOUGH IT IS ILLEGAL TO JAIL PEOPLE SOLELY BECAUSE THEY ARE POOR. THIS REPORT USES JAIL POPULATION DATA PROVIDED BY HARRIS COUNTY TO COMPARE THE PRETRIAL DETENTION NUMBERS OF HARRIS COUNTY'S FELONY JUDGES.

DISTRICT COURTS BY HIGHEST PRETRIAL DETENTION POPULATION

JUNE 14, 2020 - JUNE 20, 2020

#1: JUDGE RAMONA FRANKLIN



250

PEOPLE DETAINED
PER NIGHT BASED
ON INABILITY
TO PAY

338TH DISTRICT COURT

#2: JUDGE GEORGE POWELL



226

PEOPLE DETAINED
PER NIGHT BASED
ON INABILITY
TO PAY

351ST DISTRICT COURT

#3: JUDGE RANDY ROLL



219

PEOPLE DETAINED
PER NIGHT BASED
ON INABILITY
TO PAY

179TH DISTRICT COURT

<u>RANK</u>	<u>COURT</u>	<u>JUDGE</u>	<u>DAILY AVERAGE NUMBER OF PEOPLE DETAINED PRETRIAL</u>
4.	183RD	CHUCK SILVERMAN	215
5.	337TH	HERB RITCHIE	214
6.	176TH	NIKITA HARMON	212
7.	339TH	JESSE MCCLURE	205
8.	174TH	HAZEL JONES	202
9.	178TH	KELLI JOHNSON	200
10.	262ND	LORI CHAMBERS GRAY	195
11.	208TH	GREG GLASS	191
12.	182ND	DANILO LACAYO	190
13.	185TH	JASON LUONG	190
14.	263RD	AMY MARTIN	185
15.	177TH	ROBERT JOHNSON	184
16.	230TH	CHRIS MORTON	179
17.	248TH	HILARY UNGER	175
18.	209TH	BRIAN WARREN	171
19.	232ND	JOSH HILL	164
20.	180TH	DASEAN JONES	159
21.	184TH	ABIGAIL ANASTASIO	145
22.	228TH	FRANK AGUILAR	116

Harris County taxpayers spent almost **\$2.2 MILLION** on illegal pretrial detention this week. That's over 150% of the \$1.3 million Harris County taxpayers spend every week on public health services, the public library, and pollution control **COMBINED**.

HARRIS COUNTY FELONY PRETRIAL DETENTION REPORT

BROUGHT TO YOU BY THE TEXAS CRIMINAL JUSTICE COALITION AND THE TEXAS ORGANIZING PROJECT

ON AN AVERAGE NIGHT LAST WEEK, **4,117** PEOPLE WERE LOCKED IN A CAGE AT THE HARRIS COUNTY JAIL BECAUSE THEY COULDN'T AFFORD MONEY BAIL, EVEN THOUGH IT IS ILLEGAL TO JAIL PEOPLE SOLELY BECAUSE THEY ARE POOR. THIS REPORT USES JAIL POPULATION DATA PROVIDED BY HARRIS COUNTY TO COMPARE THE PRETRIAL DETENTION NUMBERS OF HARRIS COUNTY'S FELONY JUDGES.

DISTRICT COURTS BY HIGHEST PRETRIAL DETENTION POPULATION JUNE 21, 2020 - JUNE 27, 2020

#1: JUDGE RAMONA FRANKLIN



248

PEOPLE DETAINED
PER NIGHT BASED
ON INABILITY
TO PAY

338TH DISTRICT COURT

#2 JUDGE RANDY ROLL



223

PEOPLE DETAINED
PER NIGHT BASED
ON INABILITY
TO PAY

179TH DISTRICT COURT

#3: JUDGE GEORGE POWELL



222

PEOPLE DETAINED
PER NIGHT BASED
ON INABILITY
TO PAY

351ST DISTRICT COURT

<u>RANK</u>	<u>COURT</u>	<u>JUDGE</u>	<u>DAILY AVERAGE NUMBER OF PEOPLE DETAINED PRETRIAL</u>
4.	176TH	NIKITA HARMON	212
5.	337TH	HERB RITCHIE	211
6.	339TH	JESSE MCCLURE	210
7.	183RD	CHUCK SILVERMAN	205
8.	174TH	HAZEL JONES	201
9.	178TH	KELLI JOHNSON	200
10.	185TH	JASON LUONG	189
11.	208TH	GREG GLASS	188
12.	262ND	LORI CHAMBERS GRAY	188
13.	182ND	DANILO LACAYO	186
14.	177TH	ROBERT JOHNSON	185
15.	263RD	AMY MARTIN	176
16.	230TH	CHRIS MORTON	174
17.	248TH	HILARY UNGER	173
18.	209TH	BRIAN WARREN	161
19.	232ND	JOSH HILL	154
20.	180TH	DASEAN JONES	151
21.	184TH	ABIGAIL ANASTASIO	147
22.	228TH	FRANK AGUILAR	113

Harris County taxpayers spent over **\$2.1 MILLION** on illegal pretrial detention this week. That's over 150% of the \$1.3 million Harris County taxpayers spend every week on public health services, the public library, and pollution control **COMBINED**.

HARRIS COUNTY FELONY PRETRIAL DETENTION REPORT

BROUGHT TO YOU BY THE TEXAS CRIMINAL JUSTICE COALITION AND THE TEXAS ORGANIZING PROJECT

ON AN AVERAGE NIGHT LAST WEEK, **4,118** PEOPLE WERE LOCKED IN A CAGE AT THE HARRIS COUNTY JAIL BECAUSE THEY COULDN'T AFFORD MONEY BAIL, EVEN THOUGH IT IS ILLEGAL TO JAIL PEOPLE SOLELY BECAUSE THEY ARE POOR. THIS REPORT USES JAIL POPULATION DATA PROVIDED BY HARRIS COUNTY TO COMPARE THE PRETRIAL DETENTION NUMBERS OF HARRIS COUNTY'S FELONY JUDGES.

DISTRICT COURTS BY HIGHEST PRETRIAL DETENTION POPULATION

JUNE 28 2020 - JULY 4, 2020*

#1: JUDGE RAMONA FRANKLIN



250

PEOPLE DETAINED
PER NIGHT BASED
ON INABILITY
TO PAY

338TH DISTRICT COURT

#2: JUDGE GEORGE POWELL



225

PEOPLE DETAINED
PER NIGHT BASED
ON INABILITY
TO PAY

351ST DISTRICT COURT

#3: JUDGE RANDY ROLL



221

PEOPLE DETAINED
PER NIGHT BASED
ON INABILITY
TO PAY

179TH DISTRICT COURT

<u>RANK</u>	<u>COURT</u>	<u>JUDGE</u>	<u>DAILY AVERAGE NUMBER OF PEOPLE DETAINED PRETRIAL</u>
4.	337TH	HERB RITCHIE	215
5.	176TH	NIKITA HARMON	212
6.	339TH	JESSE MCCLURE	210
7.	174TH	HAZEL JONES	202
8.	178TH	KELLI JOHNSON	198
9.	177TH	ROBERT JOHNSON	194
10.	183RD	CHUCK SILVERMAN	194
11.	185TH	JASON LUONG	192
12.	208TH	GREG GLASS	188
13.	182ND	DANILO LACAYO	186
14.	262ND	LORI CHAMBERS GRAY	184
15.	263RD	AMY MARTIN	176
16.	248TH	HILARY UNGER	175
17.	230TH	CHRIS MORTON	172
18.	209TH	BRIAN WARREN	164
19.	232ND	JOSH HILL	154
20.	184TH	ABIGAIL ANASTASIO	150
21.	180TH	DASEAN JONES	144
22.	228TH	FRANK AGUILAR	112

Harris County taxpayers spent over **\$2 MILLION** on illegal pretrial detention this week. That's over 150% of the \$1.3 million Harris County taxpayers spend every week on public health services, the public library, and pollution control **COMBINED**.




*THE COUNTY DID NOT PROVIDE DATA FOR JULY 1, 2020. CALCULATIONS INVOLVING THE AMOUNT OF MONEY SPENT ON PRETRIAL DETENTION INCLUDE PROJECTED COSTS FOR JULY 1

HARRIS COUNTY FELONY PRETRIAL DETENTION REPORT

BROUGHT TO YOU BY THE TEXAS CRIMINAL JUSTICE COALITION AND THE TEXAS ORGANIZING PROJECT

ON AN AVERAGE NIGHT LAST WEEK, **4,108** PEOPLE WERE LOCKED IN A CAGE AT THE HARRIS COUNTY JAIL BECAUSE THEY COULDN'T AFFORD MONEY BAIL, EVEN THOUGH IT IS ILLEGAL TO JAIL PEOPLE SOLELY BECAUSE THEY ARE POOR. THIS REPORT USES JAIL POPULATION DATA PROVIDED BY HARRIS COUNTY TO COMPARE THE PRETRIAL DETENTION NUMBERS OF HARRIS COUNTY'S FELONY JUDGES.

DISTRICT COURTS BY HIGHEST PRETRIAL DETENTION POPULATION JULY 5, 2020 - JULY 11, 2020*

#1: JUDGE RAMONA FRANKLIN	#2: JUDGE GEORGE POWELL	#3: JUDGE RANDY ROLL
 245 PEOPLE DETAINED PER NIGHT BASED ON INABILITY TO PAY 338TH DISTRICT COURT	 222 PEOPLE DETAINED PER NIGHT BASED ON INABILITY TO PAY 351ST DISTRICT COURT	 219 PEOPLE DETAINED PER NIGHT BASED ON INABILITY TO PAY 179TH DISTRICT COURT

<u>RANK</u>	<u>COURT</u>	<u>JUDGE</u>	<u>DAILY AVERAGE NUMBER OF PEOPLE DETAINED PRETRIAL</u>
4.	337TH	HERB RITCHIE	214
5.	176TH	NIKITA HARMON	213
6.	339TH	JESSE MCCLURE	207
7.	174TH	HAZEL JONES	204
8.	185TH	JASON LUONG	198
9.	178TH	KELLI JOHNSON	195
10.	177TH	ROBERT JOHNSON	192
11.	182ND	DANILO LACAYO	187
12.	208TH	GREG GLASS	186
13.	262ND	LORI CHAMBERS GRAY	186
14.	183RD	CHUCK SILVERMAN	181
15.	263RD	AMY MARTIN	179
16.	248TH	HILARY UNGER	177
17.	230TH	CHRIS MORTON	172
18.	209TH	BRIAN WARREN	169
19.	232ND	JOSH HILL	160
20.	184TH	ABIGAIL ANASTASIO	146
21.	180TH	DASEAN JONES	142
22.	228TH	FRANK AGUILAR	114

Harris County taxpayers spent over **\$2 MILLION** on illegal pretrial detention this week. That's over 150% of the \$1.3 million Harris County taxpayers spend every week on public health services, the public library, and pollution control **COMBINED**.




*THE COUNTY DID NOT PROVIDE DATA FOR JULY 7, 2020. CALCULATIONS INVOLVING THE AMOUNT OF MONEY SPENT ON PRETRIAL DETENTION INCLUDE PROJECTED COSTS FOR JULY 7.

HARRIS COUNTY FELONY PRETRIAL DETENTION REPORT

BROUGHT TO YOU BY THE TEXAS CRIMINAL JUSTICE COALITION AND THE TEXAS ORGANIZING PROJECT

ON AN AVERAGE NIGHT LAST WEEK, **4,097** PEOPLE WERE LOCKED IN A CAGE AT THE HARRIS COUNTY JAIL BECAUSE THEY COULDN'T AFFORD MONEY BAIL, EVEN THOUGH IT IS ILLEGAL TO JAIL PEOPLE SOLELY BECAUSE THEY ARE POOR. THIS REPORT USES JAIL POPULATION DATA PROVIDED BY HARRIS COUNTY TO COMPARE THE PRETRIAL DETENTION NUMBERS OF HARRIS COUNTY'S FELONY JUDGES.

DISTRICT COURTS BY HIGHEST PRETRIAL DETENTION POPULATION JULY 12, 2020 - JULY 18, 2020*

#1: JUDGE RAMONA FRANKLIN	#2: JUDGE GEORGE POWELL	#3: JUDGE NIKITA HARMON
 243 PEOPLE DETAINED PER NIGHT BASED ON INABILITY TO PAY 338TH DISTRICT COURT	 221 PEOPLE DETAINED PER NIGHT BASED ON INABILITY TO PAY 351ST DISTRICT COURT	 215 PEOPLE DETAINED PER NIGHT BASED ON INABILITY TO PAY 176TH DISTRICT COURT

<u>RANK</u>	<u>COURT</u>	<u>JUDGE</u>	<u>DAILY AVERAGE NUMBER OF PEOPLE DETAINED PRETRIAL</u>
4.	179TH	RANDY ROLL	215
5.	337TH	HERB RITCHIE	214
6.	174TH	HAZEL JONES	211
7.	339TH	JESSE MCCLURE	207
8.	185TH	JASON LUONG	198
9.	177TH	ROBERT JOHNSON	192
10.	178TH	KELLI JOHNSON	192
11.	262ND	LORI CHAMBERS GRAY	186
12.	182ND	DANILO LACAYO	183
13.	208TH	GREG GLASS	180
14.	183RD	CHUCK SILVERMAN	178
15.	248TH	HILARY UNGER	177
16.	263RD	AMY MARTIN	175
17.	230TH	CHRIS MORTON	169
18.	209TH	BRIAN WARREN	167
19.	232ND	JOSH HILL	159
20.	180TH	DASEAN JONES	149
21.	184TH	ABIGAL ANASTASIO	144
22.	228TH	FRANK AGUILAR	122

Harris County taxpayers spent over **\$2 MILLION** on illegal pretrial detention this week. That's over 150% of the \$1.3 million Harris County taxpayers spend every week on public health services, the public library, and pollution control **COMBINED**.

*THE COUNTY DID NOT PROVIDE DATA FOR JULY 14, 2020. CALCULATIONS INVOLVING THE AMOUNT OF MONEY SPENT ON PRETRIAL DETENTION INCLUDE PROJECTED COSTS FOR JULY 14.

HARRIS COUNTY FELONY PRETRIAL DETENTION REPORT

BROUGHT TO YOU BY THE TEXAS CRIMINAL JUSTICE COALITION AND THE TEXAS ORGANIZING PROJECT

ON AN AVERAGE NIGHT LAST WEEK, **4,101** PEOPLE WERE LOCKED IN A CAGE AT THE HARRIS COUNTY JAIL BECAUSE THEY COULDN'T AFFORD MONEY BAIL, EVEN THOUGH IT IS ILLEGAL TO JAIL PEOPLE SOLELY BECAUSE THEY ARE POOR. THIS REPORT USES JAIL POPULATION DATA PROVIDED BY HARRIS COUNTY TO COMPARE THE PRETRIAL DETENTION NUMBERS OF HARRIS COUNTY'S FELONY JUDGES.

DISTRICT COURTS BY HIGHEST PRETRIAL DETENTION POPULATION JULY 19, 2020 - JULY 25, 2020

#1: JUDGE RAMONA FRANKLIN



243

PEOPLE DETAINED
PER NIGHT BASED
ON INABILITY
TO PAY

338TH DISTRICT COURT

#2: JUDGE NIKITA HARMON



222

PEOPLE DETAINED
PER NIGHT BASED
ON INABILITY
TO PAY

176TH DISTRICT COURT

#3: JUDGE GEORGE POWELL



221

PEOPLE DETAINED
PER NIGHT BASED
ON INABILITY
TO PAY

351ST DISTRICT COURT

<u>RANK</u>	<u>COURT</u>	<u>JUDGE</u>	<u>DAILY AVERAGE NUMBER OF PEOPLE DETAINED PRETRIAL</u>
4.	337TH	HERB RITCHIE	219
5.	179TH	RANDY ROLL	212
6.	174TH	HAZEL JONES	211
7.	339TH	JESSE MCCLURE	204
8.	185TH	JASON LUONG	202
9.	177TH	ROBERT JOHNSON	197
10.	178TH	KELLI JOHNSON	194
11.	262ND	LORI CHAMBERS GRAY	184
12.	208TH	GREG GLASS	181
13.	248TH	HILARY UNGER	181
14.	182ND	DANILA LACAYO	179
15.	183RD	CHUCK SILVERMAN	178
16.	263RD	AMY MARTIN	168
17.	209TH	BRIAN WARREN	166
18.	230TH	CHRIS MORTON	166
19.	232ND	JOSH HILL	159
20.	180TH	DASEAN JONES	149
21.	184TH	ABIGAIL ANASTASIO	139
22.	228TH	FRANK AGUILAR	126

Harris County taxpayers spent over **\$2 MILLION** on illegal pretrial detention this week. That's over 150% of the \$1.3 million Harris County taxpayers spend every week on public health services, the public library, and pollution control **COMBINED**.

HARRIS COUNTY FELONY PRETRIAL DETENTION REPORT

BROUGHT TO YOU BY THE TEXAS CRIMINAL JUSTICE COALITION AND THE TEXAS ORGANIZING PROJECT

ON AN AVERAGE NIGHT LAST WEEK, **4,119** PEOPLE WERE LOCKED IN A CAGE AT THE HARRIS COUNTY JAIL BECAUSE THEY COULDN'T AFFORD MONEY BAIL, EVEN THOUGH IT IS ILLEGAL TO JAIL PEOPLE SOLELY BECAUSE THEY ARE POOR. THIS REPORT USES JAIL POPULATION DATA PROVIDED BY HARRIS COUNTY TO COMPARE THE PRETRIAL DETENTION NUMBERS OF HARRIS COUNTY'S FELONY JUDGES.

DISTRICT COURTS BY HIGHEST PRETRIAL DETENTION POPULATION

JULY 26, 2020 - AUGUST 2, 2020*

#1: JUDGE RAMONA FRANKLIN



248

PEOPLE DETAINED
PER NIGHT BASED
ON INABILITY
TO PAY

338TH DISTRICT COURT

#2: JUDGE NIKITA HARMON



227

PEOPLE DETAINED
PER NIGHT BASED
ON INABILITY
TO PAY

176TH DISTRICT COURT

#3: JUDGE GEORGE POWELL



222

PEOPLE DETAINED
PER NIGHT BASED
ON INABILITY
TO PAY

351ST DISTRICT COURT

<u>RANK</u>	<u>COURT</u>	<u>JUDGE</u>	<u>DAILY AVERAGE NUMBER OF PEOPLE DETAINED PRETRIAL</u>
4.	337TH	HERB RITCHIE	221
5.	179TH	RANDY ROLL	209
6.	174TH	HAZEL JONES	207
7.	185TH	JASON LUONG	205
8.	178TH	KELLI JOHNSON	200
9.	339TH	JESSE MCCLURE	197
10.	177TH	ROBERT JOHNSON	193
11.	183RD	CHUCK SILVERMAN	184
12.	208TH	GREG GLASS	183
13.	248TH	HILARY UNGER	182
14.	262ND	LORI CHAMBERS GRAY	182
15.	182ND	DANILO LACAYO	177
16.	263RD	AMY MARTIN	170
17.	209TH	BRIAN WARREN	168
18.	230TH	CHRIS MORTON	166
19.	232ND	JOSH HILL	163
20.	180TH	DASEAN JONES	152
21.	184TH	ABIGAL ANASTASIO	140
22.	228TH	FRANK AGUILAR	123

Harris County taxpayers spent over **\$2.1 MILLION** on illegal pretrial detention this week. That's over 150% of the \$1.3 million Harris County taxpayers spend every week on public health services, the public library, and pollution control **COMBINED**.

*THE COUNTY DID NOT PROVIDE DATA FOR JULY 31, 2020. CALCULATIONS INVOLVING THE AMOUNT OF MONEY SPENT ON PRETRIAL DETENTION INCLUDE PROJECTED COSTS FOR JULY 31.

HARRIS COUNTY FELONY PRETRIAL DETENTION REPORT

BROUGHT TO YOU BY THE TEXAS CRIMINAL JUSTICE COALITION AND THE TEXAS ORGANIZING PROJECT

ON AN AVERAGE NIGHT LAST WEEK, **4,118** PEOPLE WERE LOCKED IN A CAGE AT THE HARRIS COUNTY JAIL BECAUSE THEY COULDN'T AFFORD MONEY BAIL, EVEN THOUGH IT IS ILLEGAL TO JAIL PEOPLE SOLELY BECAUSE THEY ARE POOR. THIS REPORT USES JAIL POPULATION DATA PROVIDED BY HARRIS COUNTY TO COMPARE THE PRETRIAL DETENTION NUMBERS OF HARRIS COUNTY'S FELONY JUDGES.

DISTRICT COURTS BY HIGHEST PRETRIAL DETENTION POPULATION AUGUST 2, 2020 - AUGUST 8, 2020*

#1: JUDGE RAMONA FRANKLIN	#2: JUDGE NIKITA HARMON	#3: JUDGE GEORGE POWELL
 239 PEOPLE DETAINED PER NIGHT BASED ON INABILITY TO PAY 338TH DISTRICT COURT	 227 PEOPLE DETAINED PER NIGHT BASED ON INABILITY TO PAY 176TH DISTRICT COURT	 220 PEOPLE DETAINED PER NIGHT BASED ON INABILITY TO PAY 351ST DISTRICT COURT

RANK	COURT	JUDGE	DAILY AVERAGE NUMBER OF PEOPLE DETAINED PRETRIAL
4.	337TH	HERB RITCHIE	219
5.	174TH	HAZEL JONES	206
6.	179TH	RANDY ROLL	206
7.	178TH	KELLI JOHNSON	204
8.	339TH	JESSE MCCLURE	200
9.	185TH	JASON LUONG	198
10.	183RD	CHUCK SILVERMAN	192
11.	177TH	ROBERT JOHNSON	191
12.	248TH	HILARY UNGER	189
13.	262ND	LORI CHAMBERS GRAY	185
14.	208TH	GREG GLASS	182
15.	182ND	DANILO LACAYO	175
16.	263RD	AMY MARTIN	170
17.	232ND	JOSH HILL	168
18.	209TH	BRIAN WARREN	167
19.	230TH	CHRIS MORTON	167
20.	180TH	DASEAN JONES	150
21.	184TH	ABIGAIL ANASTASIO	139
22.	228TH	FRANK AGUILAR	124

Harris County taxpayers spent over **\$2.1 MILLION** on illegal pretrial detention this week. That's over 150% of the \$1.3 million Harris County taxpayers spend every week on public health services, the public library, and pollution control **COMBINED**.

*THE COUNTY DID NOT PROVIDE DATA FOR AUGUST 7, 2020. CALCULATIONS INVOLVING THE AMOUNT OF MONEY SPENT ON PRETRIAL DETENTION INCLUDE PROJECTED COSTS FOR AUGUST 7.

HARRIS COUNTY FELONY PRETRIAL DETENTION REPORT

BROUGHT TO YOU BY THE TEXAS CRIMINAL JUSTICE COALITION AND THE TEXAS ORGANIZING PROJECT

ON AN AVERAGE NIGHT LAST WEEK, **4,168** PEOPLE WERE LOCKED IN A CAGE AT THE HARRIS COUNTY JAIL BECAUSE THEY COULDN'T AFFORD MONEY BAIL, EVEN THOUGH IT IS ILLEGAL TO JAIL PEOPLE SOLELY BECAUSE THEY ARE POOR. THIS REPORT USES JAIL POPULATION DATA PROVIDED BY HARRIS COUNTY TO COMPARE THE PRETRIAL DETENTION NUMBERS OF HARRIS COUNTY'S FELONY JUDGES.

DISTRICT COURTS BY HIGHEST PRETRIAL DETENTION POPULATION AUGUST 9, 2020 - AUGUST 15, 2020

#1: JUDGE RAMONA FRANKLIN



243

PEOPLE DETAINED
PER NIGHT BASED
ON INABILITY
TO PAY

338TH DISTRICT COURT

#2: JUDGE GEORGE POWELL



221

PEOPLE DETAINED
PER NIGHT BASED
ON INABILITY
TO PAY

351ST DISTRICT COURT

#3: JUDGE NIKITA HARMON



220

PEOPLE DETAINED
PER NIGHT BASED
ON INABILITY
TO PAY

176TH DISTRICT COURT

RANK	COURT	JUDGE	DAILY AVERAGE NUMBER OF PEOPLE DETAINED PRETRIAL
4.	174TH	HAZEL JONES	213
5.	179TH	RANDY ROLL	211
6.	337TH	HERB RITCHIE	211
7.	339TH	JESSE MCCLURE	206
8.	183RD	CHUCK SILVERMAN	200
9.	185TH	JASON LUONG	197
10.	177TH	ROBERT JOHNSON	195
11.	178TH	KELLI JOHNSON	195
12.	262ND	LORI CHAMBERS GRAY	187
13.	248TH	HILARY UNGER	185
14.	208TH	GREG GLASS	182
15.	182ND	DANILO LACAYO	179
16.	232ND	JOSH HILL	173
17.	263RD	AMY MARTIN	173
18.	209TH	BRIAN WARREN	171
19.	230TH	CHRIS MORTON	166
20.	180TH	DASEAN JONES	160
21.	184TH	ABIGAIL ANASTASIO	150
22.	228TH	FRANK AGUILAR	130

Harris County taxpayers spent over **\$2.1 MILLION** on illegal pretrial detention this week. That's over 150% of the \$1.3 million Harris County taxpayers spend every week on public health services, the public library, and pollution control **COMBINED**.

HARRIS COUNTY FELONY PRETRIAL DETENTION REPORT

BROUGHT TO YOU BY THE TEXAS CRIMINAL JUSTICE COALITION AND THE TEXAS ORGANIZING PROJECT

ON AN AVERAGE NIGHT LAST WEEK, **4,224** PEOPLE WERE LOCKED IN A CAGE AT THE HARRIS COUNTY JAIL BECAUSE THEY COULDN'T AFFORD MONEY BAIL, EVEN THOUGH IT IS ILLEGAL TO JAIL PEOPLE SOLELY BECAUSE THEY ARE POOR. THIS REPORT USES JAIL POPULATION DATA PROVIDED BY HARRIS COUNTY TO COMPARE THE PRETRIAL DETENTION NUMBERS OF HARRIS COUNTY'S FELONY JUDGES.

DISTRICT COURTS BY HIGHEST PRETRIAL DETENTION POPULATION AUGUST 16, 2020 - AUGUST 22, 2020

#1: JUDGE RAMONA FRANKLIN



243

PEOPLE DETAINED
PER NIGHT BASED
ON INABILITY
TO PAY

338TH DISTRICT COURT

#2: JUDGE NIKITA HARMON



227

PEOPLE DETAINED
PER NIGHT BASED
ON INABILITY
TO PAY

176TH DISTRICT COURT

#3: JUDGE GEORGE POWELL



222

PEOPLE DETAINED
PER NIGHT BASED
ON INABILITY
TO PAY

351ST DISTRICT COURT

RANK	COURT	JUDGE	DAILY AVERAGE NUMBER OF PEOPLE DETAINED PRETRIAL
4.	174TH	HAZEL JONES	216
5.	337TH	HERB RITCHIE	215
6.	339TH	JESSE MCCLURE	214
7.	179TH	RANDY ROLL	213
8.	183RD	CHUCK SILVERMAN	201
9.	177TH	ROBERT JOHNSON	197
10.	185TH	JASON LUONG	196
11.	178TH	KELLI JOHNSON	192
12.	262ND	LORI CHAMBERS GRAY	188
13.	248TH	HILARY UNGER	187
14.	208TH	GREG GLASS	186
15.	232ND	JOSH HILL	180
16.	182ND	DANILO LACAYO	179
17.	209TH	BRIAN WARREN	175
18.	263RD	AMY MARTIN	171
19.	230TH	CHRIS MORTON	168
20.	180TH	DASEAN JONES	166
21.	184TH	ABIGAIL ANASTASIO	149
22.	228TH	FRANK AGUILAR	139

Harris County taxpayers spent over **\$2.2 MILLION** on illegal pretrial detention this week. That's over 150% of the \$1.3 million Harris County taxpayers spend every week on public health services, the public library, and pollution control **COMBINED**.

HARRIS COUNTY FELONY PRETRIAL DETENTION REPORT

BROUGHT TO YOU BY THE TEXAS CRIMINAL JUSTICE COALITION AND THE TEXAS ORGANIZING PROJECT

ON AN AVERAGE NIGHT LAST WEEK, **4,274** PEOPLE WERE LOCKED IN A CAGE AT THE HARRIS COUNTY JAIL BECAUSE THEY COULDN'T AFFORD MONEY BAIL, EVEN THOUGH IT IS ILLEGAL TO JAIL PEOPLE SOLELY BECAUSE THEY ARE POOR. THIS REPORT USES JAIL POPULATION DATA PROVIDED BY HARRIS COUNTY TO COMPARE THE PRETRIAL DETENTION NUMBERS OF HARRIS COUNTY'S FELONY JUDGES.

DISTRICT COURTS BY HIGHEST PRETRIAL DETENTION POPULATION AUGUST 23, 2020 - AUGUST 29, 2020

#1: JUDGE RAMONA FRANKLIN



240

PEOPLE DETAINED
PER NIGHT BASED
ON INABILITY
TO PAY

338TH DISTRICT COURT

#2: JUDGE GEORGE POWELL



234

PEOPLE DETAINED
PER NIGHT BASED
ON INABILITY
TO PAY

351ST DISTRICT COURT

#3: JUDGE NIKITA HARMON



233

PEOPLE DETAINED
PER NIGHT BASED
ON INABILITY
TO PAY

176TH DISTRICT COURT

RANK	COURT	JUDGE	DAILY AVERAGE NUMBER OF PEOPLE DETAINED PRETRIAL
4.	337TH	HERB RITCHIE	220
5.	339TH	JESSE MCCLURE	218
6.	174TH	HAZEL JONES	217
7.	183RD	CHUCK SILVERMAN	208
8.	179TH	RANDY ROLL	206
9.	178TH	KELLI JOHNSON	197
10.	177TH	ROBERT JOHNSON	196
11.	185TH	JASON LUONG	193
12.	248TH	HILARY UNGER	191
13.	208TH	GREG GLASS	190
14.	209TH	BRIAN WARREN	183
15.	262ND	LORI CHAMBERS GRAY	183
16.	232ND	JOSH HILL	180
17.	182ND	DANILO LACAYO	179
18.	180TH	DASEAN JONES	173
19.	263RD	AMY MARTIN	169
20.	230TH	CHRIS MORTON	168
21.	184TH	ABIGAIL ANASTASIO	150
22.	228TH	FRANK AGUILAR	146

Harris County taxpayers spent over **\$2.2 MILLION** on illegal pretrial detention this week. That's over 150% of the \$1.3 million Harris County taxpayers spend every week on public health services, the public library, and pollution control **COMBINED**.

HARRIS COUNTY FELONY PRETRIAL DETENTION REPORT

BROUGHT TO YOU BY THE TEXAS CRIMINAL JUSTICE COALITION AND THE TEXAS ORGANIZING PROJECT

ON AN AVERAGE NIGHT LAST WEEK, **4,336** PEOPLE WERE LOCKED IN A CAGE AT THE HARRIS COUNTY JAIL BECAUSE THEY COULDN'T AFFORD MONEY BAIL, EVEN THOUGH IT IS ILLEGAL TO JAIL PEOPLE SOLELY BECAUSE THEY ARE POOR. THIS REPORT USES JAIL POPULATION DATA PROVIDED BY HARRIS COUNTY TO COMPARE THE PRETRIAL DETENTION NUMBERS OF HARRIS COUNTY'S FELONY JUDGES.

DISTRICT COURTS BY HIGHEST PRETRIAL DETENTION POPULATION AUGUST 30, 2020 - SEPTEMBER 5, 2020*

#1: JUDGE RAMONA FRANKLIN



250

PEOPLE DETAINED
PER NIGHT BASED
ON INABILITY
TO PAY

338TH DISTRICT COURT

#2: JUDGE NIKITA HARMON



240

PEOPLE DETAINED
PER NIGHT BASED
ON INABILITY
TO PAY

176TH DISTRICT COURT

#3: JUDGE GEORGE POWELL



238

PEOPLE DETAINED
PER NIGHT BASED
ON INABILITY
TO PAY

351ST DISTRICT COURT

RANK	COURT	JUDGE	DAILY AVERAGE NUMBER OF PEOPLE DETAINED PRETRIAL
4.	337TH	HERB RITCHIE	223
5.	339TH	JESSE MCCLURE	220
6.	174TH	HAZEL JONES	219
7.	183RD	CHUCK SILVERMAN	212
8.	179TH	RANDY ROLL	205
9.	185TH	JASON LUONG	200
10.	248TH	HILARY UNGER	200
11.	177TH	ROBERT JOHNSON	196
12.	178TH	KELLI JOHNSON	195
13.	208TH	GREG GLASS	190
14.	209TH	BRIAN WARREN	183
15.	262ND	LORI CHAMBERS GRAY	182
16.	232ND	JOSH HILL	181
17.	182ND	DANILO LACAYO	177
18.	230TH	CHRIS MORTON	173
19.	263RD	AMY MARTIN	172
20.	180TH	DASEAN JONES	171
21.	228TH	FRANK AGUILAR	155
22.	184TH	ABIGAIL ANASTASIO	154

Harris County taxpayers spent over **\$2.2 MILLION** on illegal pretrial detention this week. That's over 150% of the \$1.3 million Harris County taxpayers spend every week on public health services, the public library, and pollution control **COMBINED**.

*THE COUNTY DID NOT PROVIDE DATA FOR SEPTEMBER 3, 2020. CALCULATIONS INVOLVING THE AMOUNT OF MONEY SPENT ON PRETRIAL DETENTION INCLUDE PROJECTED COSTS FOR SEPTEMBER 3.

HARRIS COUNTY FELONY PRETRIAL DETENTION REPORT

BROUGHT TO YOU BY THE TEXAS CRIMINAL JUSTICE COALITION AND THE TEXAS ORGANIZING PROJECT

ON AN AVERAGE NIGHT LAST WEEK, **4,377** PEOPLE WERE LOCKED IN A CAGE AT THE HARRIS COUNTY JAIL BECAUSE THEY COULDN'T AFFORD MONEY BAIL, EVEN THOUGH IT IS ILLEGAL TO JAIL PEOPLE SOLELY BECAUSE THEY ARE POOR. THIS REPORT USES JAIL POPULATION DATA PROVIDED BY HARRIS COUNTY TO COMPARE THE PRETRIAL DETENTION NUMBERS OF HARRIS COUNTY'S FELONY JUDGES.

DISTRICT COURTS BY HIGHEST PRETRIAL DETENTION POPULATION SEPTEMBER 6, 2020 - SEPTEMBER 12, 2020*

#1: JUDGE RAMONA FRANKLIN	#2: JUDGE NIKITA HARMON	#3: JUDGE GEORGE POWELL
 253 PEOPLE DETAINED PER NIGHT BASED ON INABILITY TO PAY 338TH DISTRICT COURT	 242 PEOPLE DETAINED PER NIGHT BASED ON INABILITY TO PAY 176TH DISTRICT COURT	 238 PEOPLE DETAINED PER NIGHT BASED ON INABILITY TO PAY 351ST DISTRICT COURT

RANK	COURT	JUDGE	DAILY AVERAGE NUMBER OF PEOPLE DETAINED PRETRIAL
4.	174TH	HAZEL JONES	224
5.	337TH	HERB RITCHIE	222
6.	339TH	JESSE MCCLURE	220
7.	183RD	CHUCK SILVERMAN	213
8.	248TH	HILARY UNGER	204
9.	185TH	JASON LUONG	203
10.	177TH	ROBERT JOHNSON	198
11.	179TH	RANDY ROLL	197
12.	178TH	KELLI JOHNSON	194
13.	208TH	GREG GLASS	193
14.	262ND	LORI CHAMBERS GRAY	187
15.	209TH	BRIAN WARREN	185
16.	232ND	JOSH HILL	185
17.	263RD	AMY MARTIN	178
18.	182ND	DANILO LACAYO	177
19.	230TH	CHRIS MORTON	176
20.	180TH	DASEAN JONES	173
21.	184TH	ABIGAIL ANASTASIO	159
22.	228TH	FRANK AGUILAR	156

Harris County taxpayers spent over **\$2.2 MILLION** on illegal pretrial detention this week. That's over 150% of the \$1.3 million Harris County taxpayers spend every week on public health services, the public library, and pollution control **COMBINED**.

*THE COUNTY DID NOT PROVIDE DATA FOR SEPTEMBER 11, 2020. CALCULATIONS INVOLVING THE AMOUNT OF MONEY SPENT ON PRETRIAL DETENTION INCLUDE PROJECTED COSTS FOR SEPTEMBER 11.

HARRIS COUNTY FELONY PRETRIAL DETENTION REPORT

BROUGHT TO YOU BY THE TEXAS CRIMINAL JUSTICE COALITION AND THE TEXAS ORGANIZING PROJECT

ON AN AVERAGE NIGHT LAST WEEK, **4,437** PEOPLE WERE LOCKED IN A CAGE AT THE HARRIS COUNTY JAIL BECAUSE THEY COULDN'T AFFORD MONEY BAIL, EVEN THOUGH IT IS ILLEGAL TO JAIL PEOPLE SOLELY BECAUSE THEY ARE POOR. THIS REPORT USES JAIL POPULATION DATA PROVIDED BY HARRIS COUNTY TO COMPARE THE PRETRIAL DETENTION NUMBERS OF HARRIS COUNTY'S FELONY JUDGES.

DISTRICT COURTS BY HIGHEST PRETRIAL DETENTION POPULATION SEPTEMBER 13, 2020 - SEPTEMBER 19, 2020

#1: JUDGE RAMONA FRANKLIN



264

PEOPLE DETAINED
PER NIGHT BASED
ON INABILITY
TO PAY

338TH DISTRICT COURT

#2: JUDGE NIKITA HARMON



244

PEOPLE DETAINED
PER NIGHT BASED
ON INABILITY
TO PAY

176TH DISTRICT COURT

#3: JUDGE GEORGE POWELL



235

PEOPLE DETAINED
PER NIGHT BASED
ON INABILITY
TO PAY

351ST DISTRICT COURT

RANK	COURT	JUDGE	DAILY AVERAGE NUMBER OF PEOPLE DETAINED PRETRIAL
4.	337TH	HERB RITCHIE	232
5.	174TH	HAZEL JONES	227
6.	339TH	JESSE MCCLURE	222
7.	183RD	CHUCK SILVERMAN	216
8.	177TH	ROBERT JOHNSON	210
9.	248TH	HILARY UNGER	209
10.	185TH	JASON LUONG	203
11.	179TH	RANDY ROLL	201
12.	178TH	KELLI JOHNSON	196
13.	208TH	GREG GLASS	192
14.	262ND	LORI CHAMBERS GRAY	190
15.	209TH	BRIAN WARREN	189
16.	232ND	JOSH HILL	185
17.	263RD	AMY MARTIN	179
18.	182ND	DANILO LACAYO	178
19.	180TH	DASEAN JONES	173
20.	230TH	CHRIS MORTON	169
21.	184TH	ABIGAIL ANASTASIO	165
22.	228TH	FRANK AGUILAR	158

Harris County taxpayers spent over **\$2.3 MILLION** on illegal pretrial detention this week. That's over 150% of the \$1.3 million Harris County taxpayers spend every week on public health services, the public library, and pollution control **COMBINED**.

HARRIS COUNTY FELONY PRETRIAL DETENTION REPORT

BROUGHT TO YOU BY THE TEXAS CRIMINAL JUSTICE COALITION AND THE TEXAS ORGANIZING PROJECT

ON AN AVERAGE NIGHT LAST WEEK, **4,433** PEOPLE WERE LOCKED IN A CAGE AT THE HARRIS COUNTY JAIL BECAUSE THEY COULDN'T AFFORD MONEY BAIL, EVEN THOUGH IT IS ILLEGAL TO JAIL PEOPLE SOLELY BECAUSE THEY ARE POOR. THIS REPORT USES JAIL POPULATION DATA PROVIDED BY HARRIS COUNTY TO COMPARE THE PRETRIAL DETENTION NUMBERS OF HARRIS COUNTY'S FELONY JUDGES.

DISTRICT COURTS BY HIGHEST PRETRIAL DETENTION POPULATION SEPTEMBER 20, 2020 - SEPTEMBER 26, 2020*

#1: JUDGE RAMONA FRANKLIN



268

PEOPLE DETAINED
PER NIGHT BASED
ON INABILITY
TO PAY

338TH DISTRICT COURT

#2: JUDGE NIKITA HARMON



253

PEOPLE DETAINED
PER NIGHT BASED
ON INABILITY
TO PAY

176TH DISTRICT COURT

#3: JUDGE HERB RITCHIE



240

PEOPLE DETAINED
PER NIGHT BASED
ON INABILITY
TO PAY

337TH DISTRICT COURT

RANK	COURT	JUDGE	DAILY AVERAGE NUMBER OF PEOPLE DETAINED PRETRIAL
4.	351ST	GEORGE POWELL	234
5.	339TH	JESSE MCCLURE	224
6.	174TH	HAZEL JONES	221
7.	183RD	CHUCK SILVERMAN	212
8.	248TH	HILARY UNGER	211
9.	177TH	ROBERT JOHNSON	210
10.	179TH	RANDY ROLL	202
11.	185TH	JASON LUONG	200
12.	208TH	GREG GLASS	190
13.	262ND	LORI CHAMBERS GRAY	190
14.	178TH	KELLI JOHNSON	188
15.	232ND	JOSH HILL	185
16.	209TH	BRIAN WARREN	181
17.	263RD	AMY MARTIN	181
18.	180TH	DASEAN JONES	174
19.	182ND	DANILO LACAYO	172
20.	184TH	ABIGAIL ANASTASIO	167
21.	230TH	CHRIS MORTON	166
22.	228TH	FRANK AGUILAR	164

Harris County taxpayers spent over **\$2.3 MILLION** on illegal pretrial detention this week. That's over 150% of the \$1.3 million Harris County taxpayers spend every week on public health services, the public library, and pollution control **COMBINED**.

*THE COUNTY DID NOT PROVIDE DATA FOR SEPTEMBER 25, 2020. CALCULATIONS INVOLVING THE AMOUNT OF MONEY SPENT ON PRETRIAL DETENTION INCLUDE PROJECTED COSTS FOR SEPTEMBER 25.

HARRIS COUNTY FELONY PRETRIAL DETENTION REPORT

BROUGHT TO YOU BY THE TEXAS CRIMINAL JUSTICE COALITION AND THE TEXAS ORGANIZING PROJECT

ON AN AVERAGE NIGHT LAST WEEK, **4,445** PEOPLE WERE LOCKED IN A CAGE AT THE HARRIS COUNTY JAIL BECAUSE THEY COULDN'T AFFORD MONEY BAIL, EVEN THOUGH IT IS ILLEGAL TO JAIL PEOPLE SOLELY BECAUSE THEY ARE POOR. THIS REPORT USES JAIL POPULATION DATA PROVIDED BY HARRIS COUNTY TO COMPARE THE PRETRIAL DETENTION NUMBERS OF HARRIS COUNTY'S FELONY JUDGES.

DISTRICT COURTS BY HIGHEST PRETRIAL DETENTION POPULATION SEPTEMBER 27, 2020 - OCTOBER 3, 2020

#1: JUDGE RAMONA FRANKLIN



269

PEOPLE DETAINED
PER NIGHT BASED
ON INABILITY
TO PAY

338TH DISTRICT COURT

#2: JUDGE NIKITA HARMON



251

PEOPLE DETAINED
PER NIGHT BASED
ON INABILITY
TO PAY

176TH DISTRICT COURT

#3: JUDGE HERB RITCHIE



241

PEOPLE DETAINED
PER NIGHT BASED
ON INABILITY
TO PAY

337TH DISTRICT COURT

RANK	COURT	JUDGE	DAILY AVERAGE NUMBER OF PEOPLE DETAINED PRETRIAL
4.	351ST	GEORGE POWELL	231
5.	339TH	JESSE MCCLURE	225
6.	174TH	HAZEL JONES	218
7.	183RD	CHUCK SILVERMAN	214
8.	248TH	HILARY UNGER	213
9.	177TH	ROBERT JOHNSON	206
10.	185TH	JASON LUONG	202
11.	262ND	LORI CHAMBERS GRAY	196
12.	208TH	GREG GLASS	195
13.	179TH	RANDY ROLL	194
14.	209TH	BRIAN WARREN	184
15.	182ND	DANILO LACAYO	181
16.	232ND	JOSH HILL	181
17.	180TH	DASEAN JONES	179
18.	178TH	KELLI JOHNSON	178
19.	230TH	CHRIS MORTON	178
20.	263RD	AMY MARTIN	178
21.	184TH	ABIGAIL ANASTASIO	171
22.	228TH	FRANK AGUILAR	160

Harris County taxpayers spent over **\$2.3 MILLION** on illegal pretrial detention this week. That's over 150% of the \$1.3 million Harris County taxpayers spend every week on public health services, the public library, and pollution control **COMBINED**.

HARRIS COUNTY FELONY PRETRIAL DETENTION REPORT

BROUGHT TO YOU BY THE TEXAS CRIMINAL JUSTICE COALITION AND THE TEXAS ORGANIZING PROJECT

ON AN AVERAGE NIGHT LAST WEEK, **4,477** PEOPLE WERE LOCKED IN A CAGE AT THE HARRIS COUNTY JAIL BECAUSE THEY COULDN'T AFFORD MONEY BAIL, EVEN THOUGH IT IS ILLEGAL TO JAIL PEOPLE SOLELY BECAUSE THEY ARE POOR. THIS REPORT USES JAIL POPULATION DATA PROVIDED BY HARRIS COUNTY TO COMPARE THE PRETRIAL DETENTION NUMBERS OF HARRIS COUNTY'S FELONY JUDGES.

DISTRICT COURTS BY HIGHEST PRETRIAL DETENTION POPULATION OCTOBER 4 - OCTOBER 10, 2020

#1: JUDGE RAMONA FRANKLIN



272

PEOPLE DETAINED
PER NIGHT BASED
ON INABILITY
TO PAY

338TH DISTRICT COURT

#2: JUDGE NIKITA HARMON



247

PEOPLE DETAINED
PER NIGHT BASED
ON INABILITY
TO PAY

176TH DISTRICT COURT

#3: JUDGE HERB RITCHIE



247

PEOPLE DETAINED
PER NIGHT BASED
ON INABILITY
TO PAY

337TH DISTRICT COURT

RANK	COURT	JUDGE	DAILY AVERAGE NUMBER OF PEOPLE DETAINED PRETRIAL
4.	351ST	GEORGE POWELL	230
5.	339TH	JESSE MCCLURE	226
6.	174TH	HAZEL JONES	223
7.	248TH	HILARY UNGER	222
8.	183RD	CHUCK SILVERMAN	219
9.	177TH	ROBERT JOHNSON	209
10.	185TH	JASON LUONG	205
11.	208TH	GREG GLASS	202
12.	262ND	LORI CHAMBERS GRAY	198
13.	209TH	BRIAN WARREN	186
14.	182ND	DANILO LACAYO	184
15.	180TH	DASEAN JONES	181
16.	232ND	JOSH HILL	181
17.	179TH	RANDY ROLL	180
18.	263RD	AMY MARTIN	180
19.	230TH	CHRIS MORTON	176
20.	178TH	KELLI JOHNSON	175
21.	184TH	ABIGAIL ANASTASIO	171
22.	228TH	FRANK AGUILAR	163

Harris County taxpayers spent over **\$2.3 MILLION** on illegal pretrial detention this week. That's over 150% of the \$1.3 million Harris County taxpayers spend every week on public health services, the public library, and pollution control **COMBINED**.

HARRIS COUNTY FELONY PRETRIAL DETENTION REPORT

BROUGHT TO YOU BY THE TEXAS CRIMINAL JUSTICE COALITION AND THE TEXAS ORGANIZING PROJECT

ON AN AVERAGE NIGHT LAST WEEK, **4,530** PEOPLE WERE LOCKED IN A CAGE AT THE HARRIS COUNTY JAIL BECAUSE THEY COULDN'T AFFORD MONEY BAIL, EVEN THOUGH IT IS ILLEGAL TO JAIL PEOPLE SOLELY BECAUSE THEY ARE POOR. THIS REPORT USES JAIL POPULATION DATA PROVIDED BY HARRIS COUNTY TO COMPARE THE PRETRIAL DETENTION NUMBERS OF HARRIS COUNTY'S FELONY JUDGES.

DISTRICT COURTS BY HIGHEST PRETRIAL DETENTION POPULATION OCTOBER 11 - OCTOBER 17, 2020

#1: JUDGE RAMONA FRANKLIN



274

PEOPLE DETAINED
PER NIGHT BASED
ON INABILITY
TO PAY

338TH DISTRICT COURT

#2: JUDGE HERB RITCHIE



253

PEOPLE DETAINED
PER NIGHT BASED
ON INABILITY
TO PAY

337TH DISTRICT COURT

#3: JUDGE NIKITA HARMON



245

PEOPLE DETAINED
PER NIGHT BASED
ON INABILITY
TO PAY

176TH DISTRICT COURT

RANK	COURT	JUDGE	DAILY AVERAGE NUMBER OF PEOPLE DETAINED PRETRIAL
4.	351ST	GEORGE POWELL	234
5.	174TH	HAZEL JONES	228
6.	339TH	JESSE MCCLURE	227
7.	248TH	HILARY UNGER	223
8.	183RD	CHUCK SILVERMAN	220
9.	177TH	ROBERT JOHNSON	211
10.	185TH	JASON LUONG	210
11.	208TH	GREG GLASS	200
12.	262ND	LORI CHAMBERS GRAY	199
13.	209TH	BRIAN WARREN	194
14.	180TH	DASEAN JONES	189
15.	232ND	JOSH HILL	186
16.	182ND	DANILO LACAYO	184
17.	230TH	CHRIS MORTON	181
18.	179TH	RANDY ROLL	180
19.	263RD	AMY MARTIN	177
20.	178TH	KELLI JOHNSON	176
21.	184TH	ABIGAIL ANASTASIO	174
22.	228TH	FRANK AGUILAR	165

Harris County taxpayers spent over **\$2.3 MILLION** on illegal pretrial detention this week. That's over 150% of the \$1.3 million Harris County taxpayers spend every week on public health services, the public library, and pollution control **COMBINED**.

HARRIS COUNTY FELONY PRETRIAL DETENTION REPORT

BROUGHT TO YOU BY THE TEXAS CRIMINAL JUSTICE COALITION AND THE TEXAS ORGANIZING PROJECT

ON AN AVERAGE NIGHT LAST WEEK, **4,225** PEOPLE WERE LOCKED IN A CAGE AT THE HARRIS COUNTY JAIL BECAUSE THEY COULDN'T AFFORD MONEY BAIL, EVEN THOUGH IT IS ILLEGAL TO JAIL PEOPLE SOLELY BECAUSE THEY ARE POOR. THIS REPORT USES JAIL POPULATION DATA PROVIDED BY HARRIS COUNTY TO COMPARE THE PRETRIAL DETENTION NUMBERS OF HARRIS COUNTY'S FELONY JUDGES.

DISTRICT COURTS BY HIGHEST PRETRIAL DETENTION POPULATION OCTOBER 18 - OCTOBER 24, 2020

#1: JUDGE RAMONA FRANKLIN



232

PEOPLE DETAINED
PER NIGHT BASED
ON INABILITY
TO PAY

338TH DISTRICT COURT

#2: JUDGE NIKITA HARMON



223

PEOPLE DETAINED
PER NIGHT BASED
ON INABILITY
TO PAY

176TH DISTRICT COURT

#3: JUDGE HAZEL JONES



218

PEOPLE DETAINED
PER NIGHT BASED
ON INABILITY
TO PAY

174TH DISTRICT COURT

RANK	COURT	JUDGE	DAILY AVERAGE NUMBER OF PEOPLE DETAINED PRETRIAL
4.	248TH	HILARY UNGER	217
5.	183RD	CHUCK SILVERMAN	212
6.	339TH	JESSE MCCLURE	212
7.	185TH	JASON LUONG	201
8.	351ST	GEORGE POWELL	200
9.	262ND	LORI CHAMBERS GRAY	197
10.	209TH	BRIAN WARREN	195
11.	177TH	ROBERT JOHNSON	192
12.	179TH	RANDY ROLL	191
13.	182ND	DANILO LACAYO	189
14.	178TH	KELLI JOHNSON	185
15.	208TH	GREG GLASS	184
16.	180TH	DASEAN JONES	183
17.	337TH	HERB RITCHIE	179
18.	232ND	JOSH HILL	175
19.	263RD	AMY MARTIN	174
20.	184TH	ABIGAIL ANASTASIO	167
21.	230TH	CHRIS MORTON	153
22.	228TH	FRANK AGUILAR	147




Harris County taxpayers spent over **\$2.2 MILLION** on illegal pretrial detention this week. That's over 150% of the \$1.3 million Harris County taxpayers spend every week on public health services, the public library, and pollution control **COMBINED**.

HARRIS COUNTY FELONY PRETRIAL DETENTION REPORT

BROUGHT TO YOU BY THE TEXAS CRIMINAL JUSTICE COALITION AND THE TEXAS ORGANIZING PROJECT

ON AN AVERAGE NIGHT LAST WEEK, **4,175** PEOPLE WERE LOCKED IN A CAGE AT THE HARRIS COUNTY JAIL BECAUSE THEY COULDN'T AFFORD MONEY BAIL, EVEN THOUGH IT IS ILLEGAL TO JAIL PEOPLE SOLELY BECAUSE THEY ARE POOR. THIS REPORT USES JAIL POPULATION DATA PROVIDED BY HARRIS COUNTY TO COMPARE THE PRETRIAL DETENTION NUMBERS OF HARRIS COUNTY'S FELONY JUDGES.

DISTRICT COURTS BY HIGHEST PRETRIAL DETENTION POPULATION OCTOBER 25, 2020 - OCTOBER 31, 2020*

#1: JUDGE RAMONA FRANKLIN	#2: JUDGE HAZEL JONES	#3: JUDGE NIKITA HARMON
 230 PEOPLE DETAINED PER NIGHT BASED ON INABILITY TO PAY 338TH DISTRICT COURT	 220 PEOPLE DETAINED PER NIGHT BASED ON INABILITY TO PAY 174TH DISTRICT COURT	 218 PEOPLE DETAINED PER NIGHT BASED ON INABILITY TO PAY 176TH DISTRICT COURT

RANK	COURT	JUDGE	DAILY AVERAGE NUMBER OF PEOPLE DETAINED PRETRIAL
4.	248TH	HILARY UNGER	211
5.	183RD	CHUCK SILVERMAN	206
6.	339TH	JESSE MCCLURE	205
7.	185TH	JASON LUONG	202
8.	262ND	LORI CHAMBERS GRAY	195
9.	209TH	BRIAN WARREN	194
10.	182ND	DANILO LACAYO	193
11.	177TH	ROBERT JOHNSON	191
12.	351ST	GEORGE POWELL	191
13.	179TH	RANDY ROLL	188
14.	180TH	DASEAN JONES	188
15.	208TH	GREG GLASS	185
16.	178TH	KELLI JOHNSON	182
17.	232ND	JOSH HILL	174
18.	263RD	AMY MARTIN	174
19.	337TH	HERB RITCHIE	170
20.	184TH	ABIGAIL ANASTASIO	166
21.	230TH	CHRIS MORTON	149
22.	228TH	FRANK AGUILAR	143

Harris County taxpayers spent over **\$2.1 MILLION** on illegal pretrial detention this week. That's over 150% of the \$1.3 million Harris County taxpayers spend every week on public health services, the public library, and pollution control **COMBINED**.

*THE COUNTY DID NOT PROVIDE DATA FOR OCTOBER 27, 2020. CALCULATIONS INVOLVING THE AMOUNT OF MONEY SPENT ON PRETRIAL DETENTION INCLUDE PROJECTED COSTS FOR OCTOBER 27.

HARRIS COUNTY FELONY PRETRIAL DETENTION REPORT

BROUGHT TO YOU BY THE TEXAS CRIMINAL JUSTICE COALITION AND THE TEXAS ORGANIZING PROJECT

ON AN AVERAGE NIGHT LAST WEEK, **4,575** PEOPLE WERE LOCKED IN A CAGE AT THE HARRIS COUNTY JAIL BECAUSE THEY COULDN'T AFFORD MONEY BAIL, EVEN THOUGH IT IS ILLEGAL TO JAIL PEOPLE SOLELY BECAUSE THEY ARE POOR. THIS REPORT USES JAIL POPULATION DATA PROVIDED BY HARRIS COUNTY TO COMPARE THE PRETRIAL DETENTION NUMBERS OF HARRIS COUNTY'S FELONY JUDGES.

DISTRICT COURTS BY HIGHEST PRETRIAL DETENTION POPULATION NOVEMBER 1 - NOVEMBER 6, 2020

#1: JUDGE RAMONA FRANKLIN



267

PEOPLE DETAINED
PER NIGHT BASED
ON INABILITY
TO PAY

338TH DISTRICT COURT

#2: JUDGE HERB RITCHIE



247

PEOPLE DETAINED
PER NIGHT BASED
ON INABILITY
TO PAY

337TH DISTRICT COURT

#3: JUDGE HAZEL JONES



236

PEOPLE DETAINED
PER NIGHT BASED
ON INABILITY
TO PAY

174TH DISTRICT COURT

RANK	COURT	JUDGE	DAILY AVERAGE NUMBER OF PEOPLE DETAINED PRETRIAL
4.	176TH	NIKITA HARMON	236
5.	339TH	JESSE MCCLURE	228
6.	351ST	GEORGE POWELL	226
7.	183RD	CHUCK SILVERMAN	219
8.	185TH	JASON LUONG	217
9.	209TH	BRIAN WARREN	214
10.	248TH	HILARY UNGER	212
11.	177TH	ROBERT JOHNSON	211
12.	182ND	DANILO LACAYO	205
13.	208TH	GREG GLASS	205
14.	262ND	LORI CHAMBERS GRAY	200
15.	180TH	DASEAN JONES	198
16.	179TH	RANDY ROLL	195
17.	232ND	JOSH HILL	194
18.	263RD	AMY MARTIN	180
19.	178TH	KELLI JOHNSON	178
20.	230TH	CHRIS MORTON	178
21.	184TH	ABIGAIL ANASTASIO	174
22.	228TH	FRANK AGUILAR	155

Harris County taxpayers spent over **\$2.4 MILLION** on illegal pretrial detention this week. That's nearly twice the \$1.3 million Harris County taxpayers spend every week on public health services, the public library, and pollution control **COMBINED**.

HARRIS COUNTY FELONY PRETRIAL DETENTION REPORT

BROUGHT TO YOU BY THE TEXAS CRIMINAL JUSTICE COALITION AND THE TEXAS ORGANIZING PROJECT

ON AN AVERAGE NIGHT LAST WEEK, **4,711** PEOPLE WERE LOCKED IN A CAGE AT THE HARRIS COUNTY JAIL BECAUSE THEY COULDN'T AFFORD MONEY BAIL, EVEN THOUGH IT IS ILLEGAL TO JAIL PEOPLE SOLELY BECAUSE THEY ARE POOR. THIS REPORT USES JAIL POPULATION DATA PROVIDED BY HARRIS COUNTY TO COMPARE THE PRETRIAL DETENTION NUMBERS OF HARRIS COUNTY'S FELONY JUDGES.

DISTRICT COURTS BY HIGHEST PRETRIAL DETENTION POPULATION NOVEMBER 8 - NOVEMBER 14, 2020

#1: JUDGE RAMONA FRANKLIN



277

PEOPLE DETAINED
PER NIGHT BASED
ON INABILITY
TO PAY

338TH DISTRICT COURT

#2: JUDGE HERB RITCHIE



255

PEOPLE DETAINED
PER NIGHT BASED
ON INABILITY
TO PAY

337TH DISTRICT COURT

#3: JUDGE HAZEL JONES



249

PEOPLE DETAINED
PER NIGHT BASED
ON INABILITY
TO PAY

174TH DISTRICT COURT

RANK	COURT	JUDGE	DAILY AVERAGE NUMBER OF PEOPLE DETAINED PRETRIAL
4.	176TH	NIKITA HARMON	247
5.	351ST	GEORGE POWELL	239
6.	339TH	JESSE MCCLURE	232
7.	183RD	CHUCK SILVERMAN	227
8.	209TH	BRIAN WARREN	221
9.	185TH	JASON LUONG	219
10.	177TH	ROBERT JOHNSON	217
11.	248TH	HILARY UNGER	214
12.	182ND	DANILO LACAYO	210
13.	208TH	GREG GLASS	209
14.	179TH	RANDY ROLL	207
15.	232ND	JOSH HILL	201
16.	262ND	LORI CHAMBERS GRAY	200
17.	180TH	DASEAN JONES	199
18.	263RD	AMY MARTIN	190
19.	230TH	CHRIS MORTON	184
20.	178TH	KELLI JOHNSON	182
21.	184TH	ABIGAIL ANASTASIO	174
22.	228TH	FRANK AGUILAR	158

Harris County taxpayers spent over **\$2.4 MILLION** on illegal pretrial detention this week. That's nearly twice the \$1.3 million Harris County taxpayers spend every week on public health services, the public library, and pollution control **COMBINED**.

HARRIS COUNTY FELONY PRETRIAL DETENTION REPORT

BROUGHT TO YOU BY THE TEXAS CRIMINAL JUSTICE COALITION AND THE TEXAS ORGANIZING PROJECT

ON AN AVERAGE NIGHT LAST WEEK, **4,798** PEOPLE WERE LOCKED IN A CAGE AT THE HARRIS COUNTY JAIL BECAUSE THEY COULDN'T AFFORD MONEY BAIL, EVEN THOUGH IT IS ILLEGAL TO JAIL PEOPLE SOLELY BECAUSE THEY ARE POOR. THIS REPORT USES JAIL POPULATION DATA PROVIDED BY HARRIS COUNTY TO COMPARE THE PRETRIAL DETENTION NUMBERS OF HARRIS COUNTY'S FELONY JUDGES.

DISTRICT COURTS BY HIGHEST PRETRIAL DETENTION POPULATION NOVEMBER 15 - NOVEMBER 21, 2020

#1: JUDGE RAMONA FRANKLIN



284

PEOPLE DETAINED
PER NIGHT BASED
ON INABILITY
TO PAY

338TH DISTRICT COURT

#2: JUDGE NIKITA HARMON



253

PEOPLE DETAINED
PER NIGHT BASED
ON INABILITY
TO PAY

176TH DISTRICT COURT

#3: JUDGE HERB RITCHIE



253

PEOPLE DETAINED
PER NIGHT BASED
ON INABILITY
TO PAY

337TH DISTRICT COURT

RANK	COURT	JUDGE	DAILY AVERAGE NUMBER OF PEOPLE DETAINED PRETRIAL
4.	174TH	HAZEL JONES	251
5.	351ST	GEORGE POWELL	244
6.	183RD	CHUCK SILVERMAN	235
7.	339TH	JESSE MCCLURE	233
8.	209TH	BRIAN WARREN	227
9.	185TH	JASON LUONG	225
10.	177TH	ROBERT JOHNSON	221
11.	248TH	HILARY UNGER	217
12.	182ND	DANILO LACAYO	212
13.	179TH	RANDY ROLL	211
14.	208TH	GREG GLASS	211
15.	232ND	JOSH HILL	204
16.	180TH	DASEAN JONES	203
17.	262ND	LORI CHAMBERS GRAY	200
18.	263RD	AMY MARTIN	194
19.	178TH	KELLI JOHNSON	192
20.	230TH	CHRIS MORTON	189
21.	184TH	ABIGAIL ANASTASIO	175
22.	228TH	FRANK AGUILAR	164

Harris County taxpayers spent over **\$2.5 MILLION** on illegal pretrial detention this week. That's nearly twice the \$1.3 million Harris County taxpayers spend every week on public health services, the public library, and pollution control **COMBINED**.

HARRIS COUNTY FELONY PRETRIAL DETENTION REPORT

BROUGHT TO YOU BY THE TEXAS CRIMINAL JUSTICE COALITION AND THE TEXAS ORGANIZING PROJECT

ON AN AVERAGE NIGHT LAST WEEK, **4,835** PEOPLE WERE LOCKED IN A CAGE AT THE HARRIS COUNTY JAIL BECAUSE THEY COULDN'T AFFORD MONEY BAIL, EVEN THOUGH IT IS ILLEGAL TO JAIL PEOPLE SOLELY BECAUSE THEY ARE POOR. THIS REPORT USES JAIL POPULATION DATA PROVIDED BY HARRIS COUNTY TO COMPARE THE PRETRIAL DETENTION NUMBERS OF HARRIS COUNTY'S FELONY JUDGES.

DISTRICT COURTS BY HIGHEST PRETRIAL DETENTION POPULATION NOVEMBER 22, 2020 - NOVEMBER 28, 2020*

#1: JUDGE RAMONA FRANKLIN



284

PEOPLE DETAINED
PER NIGHT BASED
ON INABILITY
TO PAY

338TH DISTRICT COURT

#2: JUDGE HERB RITCHIE



257

PEOPLE DETAINED
PER NIGHT BASED
ON INABILITY
TO PAY

337TH DISTRICT COURT

#3: JUDGE NIKITA HARMON



256

PEOPLE DETAINED
PER NIGHT BASED
ON INABILITY
TO PAY

176TH DISTRICT COURT

RANK	COURT	JUDGE	DAILY AVERAGE NUMBER OF PEOPLE DETAINED PRETRIAL
4.	174TH	HAZEL JONES	252
5.	351ST	GEORGE POWELL	244
6.	183RD	CHUCK SILVERMAN	240
7.	339TH	JESSE MCCLURE	236
8.	209TH	BRIAN WARREN	232
9.	185TH	JASON LUONG	230
10.	177TH	ROBERT JOHNSON	227
11.	248TH	HILARY UNGER	222
12.	182ND	DANILO LACAYO	213
13.	179TH	RANDY ROLL	211
14.	208TH	GREG GLASS	208
15.	180TH	DASEAN JONES	205
16.	262ND	LORI CHAMBERS GRAY	204
17.	232ND	JOSH HILL	198
18.	263RD	AMY MARTIN	197
19.	178TH	KELLI JOHNSON	193
20.	230TH	CHRIS MORTON	186
21.	184TH	ABIGAIL ANASTASIO	180
22.	228TH	FRANK AGUILAR	160

Harris County taxpayers spent over **\$2.5 MILLION** on illegal pretrial detention this week. That's over 150% of the \$1.3 million Harris County taxpayers spend every week on public health services, the public library, and pollution control **COMBINED**.

*THE COUNTY DID NOT PROVIDE DATA FOR NOVEMBER 27, 2020. CALCULATIONS INVOLVING THE AMOUNT OF MONEY SPENT ON PRETRIAL DETENTION INCLUDE PROJECTED COSTS FOR NOVEMBER 27.

HARRIS COUNTY FELONY PRETRIAL DETENTION REPORT

BROUGHT TO YOU BY THE TEXAS CRIMINAL JUSTICE COALITION AND THE TEXAS ORGANIZING PROJECT

ON AN AVERAGE NIGHT LAST WEEK, **4,882** PEOPLE WERE LOCKED IN A CAGE AT THE HARRIS COUNTY JAIL BECAUSE THEY COULDN'T AFFORD MONEY BAIL, EVEN THOUGH IT IS ILLEGAL TO JAIL PEOPLE SOLELY BECAUSE THEY ARE POOR. THIS REPORT USES JAIL POPULATION DATA PROVIDED BY HARRIS COUNTY TO COMPARE THE PRETRIAL DETENTION NUMBERS OF HARRIS COUNTY'S FELONY JUDGES.

DISTRICT COURTS BY HIGHEST PRETRIAL DETENTION POPULATION NOVEMBER 29, 2020 - DECEMBER 5, 2020

#1: JUDGE RAMONA FRANKLIN



285

PEOPLE DETAINED
PER NIGHT BASED
ON INABILITY
TO PAY

338TH DISTRICT COURT

#2: JUDGE NIKITA HARMON



261

PEOPLE DETAINED
PER NIGHT BASED
ON INABILITY
TO PAY

176TH DISTRICT COURT

#3: JUDGE HERB RITCHIE



258

PEOPLE DETAINED
PER NIGHT BASED
ON INABILITY
TO PAY

337TH DISTRICT COURT

RANK	COURT	JUDGE	DAILY AVERAGE NUMBER OF PEOPLE DETAINED PRETRIAL
4.	174TH	HAZEL JONES	252
5.	351ST	GEORGE POWELL	250
6.	183RD	CHUCK SILVERMAN	243
7.	209TH	BRIAN WARREN	238
8.	339TH	JESSE MCCLURE	235
9.	177TH	ROBERT JOHNSON	228
10.	248TH	HILARY UNGER	228
11.	185TH	JASON LUONG	227
12.	179TH	RANDY ROLL	217
13.	182ND	DANILO LACAYO	215
14.	180TH	DASEAN JONES	210
15.	208TH	GREG GLASS	207
16.	262ND	LORI CHAMBERS GRAY	205
17.	263RD	AMY MARTIN	199
18.	232ND	JOSH HILL	198
19.	178TH	KELLI JOHNSON	193
20.	230TH	CHRIS MORTON	186
21.	184TH	ABIGAIL ANASTASIO	183
22.	228TH	FRANK AGUILAR	164

Harris County taxpayers spent over **\$2.5 MILLION** on illegal pretrial detention this week. That's over 150% of the \$1.3 million Harris County taxpayers spend every week on public health services, the public library, and pollution control **COMBINED**.

HARRIS COUNTY FELONY PRETRIAL DETENTION REPORT

BROUGHT TO YOU BY THE TEXAS CRIMINAL JUSTICE COALITION AND THE TEXAS ORGANIZING PROJECT

ON AN AVERAGE NIGHT LAST WEEK, **4,951** PEOPLE WERE LOCKED IN A CAGE AT THE HARRIS COUNTY JAIL BECAUSE THEY COULDN'T AFFORD MONEY BAIL, EVEN THOUGH IT IS ILLEGAL TO JAIL PEOPLE SOLELY BECAUSE THEY ARE POOR. THIS REPORT USES JAIL POPULATION DATA PROVIDED BY HARRIS COUNTY TO COMPARE THE PRETRIAL DETENTION NUMBERS OF HARRIS COUNTY'S FELONY JUDGES.

DISTRICT COURTS BY HIGHEST PRETRIAL DETENTION POPULATION DECEMBER 6, 2020 - DECEMBER 12, 2020

#1: JUDGE RAMONA FRANKLIN



296

PEOPLE DETAINED
PER NIGHT BASED
ON INABILITY
TO PAY

338TH DISTRICT COURT

#2: JUDGE NIKITA HARMON



262

PEOPLE DETAINED
PER NIGHT BASED
ON INABILITY
TO PAY

176TH DISTRICT COURT

#3: JUDGE HERB RITCHIE



260

PEOPLE DETAINED
PER NIGHT BASED
ON INABILITY
TO PAY

337TH DISTRICT COURT

RANK	COURT	JUDGE	DAILY AVERAGE NUMBER OF PEOPLE DETAINED PRETRIAL
4.	174TH	HAZEL JONES	254
5.	183RD	CHUCK SILVERMAN	252
6.	351ST	GEORGE POWELL	247
7.	209TH	BRIAN WARREN	240
8.	339TH	JESSE MCCLURE	235
9.	248TH	HILARY UNGER	234
10.	177TH	ROBERT JOHNSON	231
11.	185TH	JASON LUONG	225
12.	179TH	RANDY ROLL	220
13.	182ND	DANILO LACAYO	216
14.	180TH	DASEAN JONES	215
15.	208TH	GREG GLASS	210
16.	262ND	LORI CHAMBERS GRAY	210
17.	232ND	JOSH HILL	205
18.	178TH	KELLI JOHNSON	199
19.	263RD	AMY MARTIN	196
20.	184TH	ABIGAIL ANASTASIO	190
21.	230TH	CHRIS MORTON	189
22.	228TH	FRANK AGUILAR	165

Harris County taxpayers spent over **\$2.5 MILLION** on illegal pretrial detention this week. That's over 150% of the \$1.3 million Harris County taxpayers spend every week on public health services, the public library, and pollution control **COMBINED**.

HARRIS COUNTY FELONY PRETRIAL DETENTION REPORT

BROUGHT TO YOU BY THE TEXAS CRIMINAL JUSTICE COALITION AND THE TEXAS ORGANIZING PROJECT

ON AN AVERAGE NIGHT LAST WEEK, **4,994** PEOPLE WERE LOCKED IN A CAGE AT THE HARRIS COUNTY JAIL BECAUSE THEY COULDN'T AFFORD MONEY BAIL, EVEN THOUGH IT IS ILLEGAL TO JAIL PEOPLE SOLELY BECAUSE THEY ARE POOR. THIS REPORT USES JAIL POPULATION DATA PROVIDED BY HARRIS COUNTY TO COMPARE THE PRETRIAL DETENTION NUMBERS OF HARRIS COUNTY'S FELONY JUDGES.

DISTRICT COURTS BY HIGHEST PRETRIAL DETENTION POPULATION DECEMBER 13, 2020 - DECEMBER 19, 2020

#1: JUDGE RAMONA FRANKLIN



294

PEOPLE DETAINED
PER NIGHT BASED
ON INABILITY
TO PAY

338TH DISTRICT COURT

#2: JUDGE NIKITA HARMON



267

PEOPLE DETAINED
PER NIGHT BASED
ON INABILITY
TO PAY

176TH DISTRICT COURT

#3: JUDGE HAZEL JONES



266

PEOPLE DETAINED
PER NIGHT BASED
ON INABILITY
TO PAY

174TH DISTRICT COURT

RANK	COURT	JUDGE	DAILY AVERAGE NUMBER OF PEOPLE DETAINED PRETRIAL
4.	337TH	HERB RITCHIE	258
5.	183RD	CHUCK SILVERMAN	255
6.	351ST	GEORGE POWELL	254
7.	209TH	BRIAN WARREN	240
8.	248TH	HILARY UNGER	239
9.	339TH	JESSE MCCLURE	236
10.	177TH	ROBERT JOHNSON	234
11.	185TH	JASON LUONG	226
12.	182ND	DANILO LACAYO	224
13.	179TH	RANDY ROLL	216
14.	262ND	LORI CHAMBERS GRAY	213
15.	180TH	DASEAN JONES	212
16.	208TH	GREG GLASS	210
17.	232ND	JOSH HILL	202
18.	178TH	KELLI JOHNSON	197
19.	184TH	ABIGAIL ANASTASIO	196
20.	230TH	CHRIS MORTON	193
21.	263RD	AMY MARTIN	193
22.	228TH	FRANK AGUILAR	169

Harris County taxpayers spent over **\$2.6 MILLION** on illegal pretrial detention this week. That's over 150% of the \$1.3 million Harris County taxpayers spend every week on public health services, the public library, and pollution control **COMBINED**.

HARRIS COUNTY FELONY PRETRIAL DETENTION REPORT

BROUGHT TO YOU BY THE TEXAS CRIMINAL JUSTICE COALITION AND THE TEXAS ORGANIZING PROJECT

ON AN AVERAGE NIGHT LAST WEEK, **4,969** PEOPLE WERE LOCKED IN A CAGE AT THE HARRIS COUNTY JAIL BECAUSE THEY COULDN'T AFFORD MONEY BAIL, EVEN THOUGH IT IS ILLEGAL TO JAIL PEOPLE SOLELY BECAUSE THEY ARE POOR. THIS REPORT USES JAIL POPULATION DATA PROVIDED BY HARRIS COUNTY TO COMPARE THE PRETRIAL DETENTION NUMBERS OF HARRIS COUNTY'S FELONY JUDGES.

DISTRICT COURTS BY HIGHEST PRETRIAL DETENTION POPULATION DECEMBER 20, 2020 - DECEMBER 26, 2020*

#1: JUDGE RAMONA FRANKLIN



291

PEOPLE DETAINED
PER NIGHT BASED
ON INABILITY
TO PAY

338TH DISTRICT COURT

#2: JUDGE NIKITA HARMON



270

PEOPLE DETAINED
PER NIGHT BASED
ON INABILITY
TO PAY

176TH DISTRICT COURT

#3: JUDGE HAZEL JONES



268

PEOPLE DETAINED
PER NIGHT BASED
ON INABILITY
TO PAY

174TH DISTRICT COURT

RANK	COURT	JUDGE	DAILY AVERAGE NUMBER OF PEOPLE DETAINED PRETRIAL
4.	337TH	HERB RITCHIE	259
5.	183RD	CHUCK SILVERMAN	254
6.	351ST	GEORGE POWELL	252
7.	248TH	HILARY UNGER	242
8.	209TH	BRIAN WARREN	240
9.	339TH	JESSE MCCLURE	236
10.	177TH	ROBERT JOHNSON	234
11.	182ND	DANILO LACAYO	222
12.	185TH	JASON LUONG	221
13.	180TH	DASEAN JONES	214
14.	179TH	RANDY ROLL	209
15.	208TH	GREG GLASS	208
16.	262ND	LORI CHAMBERS GRAY	208
17.	232ND	JOSH HILL	200
18.	178TH	KELLI JOHNSON	199
19.	184TH	ABIGAIL ANASTASIO	199
20.	263RD	AMY MARTIN	188
21.	230TH	CHRIS MORTON	185
22.	228TH	FRANK AGUILAR	170

Harris County taxpayers spent over **\$2.6 MILLION** on illegal pretrial detention this week. That's over 150% of the \$1.3 million Harris County taxpayers spend every week on public health services, the public library, and pollution control **COMBINED**.

*THE COUNTY DID NOT PROVIDE DATA FOR DECEMBER 25, 2020. CALCULATIONS INVOLVING THE AMOUNT OF MONEY SPENT ON PRETRIAL DETENTION INCLUDE PROJECTED COSTS FOR DECEMBER 25.