




# HARRIS COUNTY FELONY PRETRIAL DETENTION REPORT

BROUGHT TO YOU BY THE TEXAS CRIMINAL JUSTICE COALITION AND THE TEXAS ORGANIZING PROJECT

ON AN AVERAGE NIGHT LAST WEEK, **5,871** PEOPLE WERE LOCKED IN A CAGE AT THE HARRIS COUNTY JAIL BECAUSE THEY COULDN'T AFFORD MONEY BAIL, EVEN THOUGH IT IS ILLEGAL TO JAIL PEOPLE SOLELY BECAUSE THEY ARE POOR. THIS REPORT USES JAIL POPULATION DATA PROVIDED BY HARRIS COUNTY TO COMPARE THE PRETRIAL DETENTION NUMBERS OF HARRIS COUNTY'S FELONY JUDGES.

## DISTRICT COURTS BY HIGHEST PRETRIAL DETENTION POPULATION SEPTEMBER 5, 2021 - SEPTEMBER 11, 2021

#1: JUDGE RAMONA FRANKLIN	#2: JUDGE HAZEL B. JONES	#3: JUDGE LORI CHAMBERS GRAY
 <p><b>465</b> PEOPLE DETAINED PER NIGHT BASED ON INABILITY TO PAY</p> <p>338TH DISTRICT COURT</p>	 <p><b>354</b> PEOPLE DETAINED PER NIGHT BASED ON INABILITY TO PAY</p> <p>174TH DISTRICT COURT</p>	 <p><b>335</b> PEOPLE DETAINED PER NIGHT BASED ON INABILITY TO PAY</p> <p>262ND DISTRICT COURT</p>

RANK	COURT	JUDGE	DAILY AVERAGE NUMBER OF PEOPLE DETAINED PRETRIAL
4.	176TH	NIKITA V. HARMON	321
5.	183RD	CHUCK SILVERMAN	290
6.	177TH	ROBERT JOHNSON	287
7.	248TH	HILARY UNGER	276
8.	185TH	JASON LUONG	265
9.	182ND	DANILO LACAYO	255
10.	209TH	BRIAN E. WARREN	254
11.	208TH	GREG GLASS	242
12.	178TH	KELLI JOHNSON	241
13.	232ND	JOSH HILL	240
14.	337TH	COLLEEN GAIDO	240
15.	180TH	DASEAN JONES	238
16.	263RD	AMY MARTIN	226
17.	184TH	ABIGAIL ANASTASIO	217
18.	179TH	ANA MARTINEZ	215
19.	230TH	CHRIS MORTON	212
20.	228TH	FRANK AGUILAR	197
21.	339TH	TE'IVA J. BELL	191
22.	351ST	NATALIA "NATA" CORNELIO	180
23.	482ND	VISITING JUDGES*	39
-	RIC	BROCK THOMAS	91

Harris County taxpayers spent over **\$3 MILLION** on illegal pretrial detention this week.

That's over **TWICE** the amount Harris County taxpayers spend every week on public health services, the public library, and pollution control **COMBINED**.

\* VISITING JUDGES PRESIDE OVER THE 482ND DISTRICT COURT, WHICH BEGAN TAKING CASES SEPTEMBER 1, 2021.