




# HARRIS COUNTY FELONY PRETRIAL DETENTION REPORT

BROUGHT TO YOU BY THE TEXAS CENTER FOR JUSTICE & EQUITY AND THE TEXAS ORGANIZING PROJECT

ON AN AVERAGE NIGHT LAST WEEK **5,902** PEOPLE WERE LOCKED IN A CAGE AT THE HARRIS COUNTY JAIL BECAUSE THEY COULDN'T AFFORD MONEY BAIL, EVEN THOUGH IT IS ILLEGAL TO JAIL PEOPLE SOLELY BECAUSE THEY ARE POOR. THIS REPORT USES JAIL POPULATION DATA PROVIDED BY HARRIS COUNTY TO COMPARE THE PRETRIAL DETENTION NUMBERS OF HARRIS COUNTY'S FELONY JUDGES.

## DISTRICT COURTS BY HIGHEST PRETRIAL DETENTION POPULATION

NOVEMBER 21, 2021 - NOVEMBER 27, 2021\*\*

#1: JUDGE RAMONA FRANKLIN	#2: JUDGE HAZEL B. JONES	#3: JUDGE LORI CHAMBERS GRAY
 <p><b>475</b> PEOPLE DETAINED PER NIGHT BASED ON INABILITY TO PAY</p> <p>338TH DISTRICT COURT</p>	 <p><b>368</b> PEOPLE DETAINED PER NIGHT BASED ON INABILITY TO PAY</p> <p>174TH DISTRICT COURT</p>	 <p><b>339</b> PEOPLE DETAINED PER NIGHT BASED ON INABILITY TO PAY</p> <p>262ND DISTRICT COURT</p>

RANK	COURT	JUDGE	DAILY AVERAGE NUMBER OF PEOPLE DETAINED PRETRIAL
4.	176TH	NIKITA HARMON	332
5.	208TH	GREG GLASS	282
6.	177TH	ROBERT JOHNSON	269
7.	183RD	CHUCK SILVERMAN	266
8.	248TH	HILARY UNGER	263
9.	185TH	JASON LUONG	258
10.	180TH	DASEAN JONES	248
11.	337TH	COLLEEN GAIDO	248
12.	178TH	KELLI JOHNSON	241
13.	182ND	DANILO LACAYO	238
14.	209TH	BRIAN E. WARREN	233
15.	263RD	AMY MARTIN	222
16.	184TH	ABIGAIL ANASTASIO	217
17.	230TH	CHRIS MORTON	216
18.	232ND	JOSH HILL	215
19.	482ND	VISITING JUDGES*	210
20.	179TH	ANA MARTINEZ	198
21.	228TH	FRANK AGUILAR	191
22.	339TH	TE'IVA J. BELL	166
23.	351ST	NATALIA "NATA" CORNELIO	145
-	RIC	BROCK THOMAS	67

Harris County taxpayers spent over **\$3 MILLION** on illegal pretrial detention this week.

That's over TWICE the amount Harris County taxpayers spend every week on public health services, the public library, and pollution control **COMBINED**.

\* VISITING JUDGES PRESIDE OVER THE 482ND DISTRICT COURT, WHICH BEGAN TAKING CASES SEPTEMBER 1, 2021.

\*\*DATA WAS NOT PROVIDED FOR NOVEMBER 22-26, 2021. DAILY AVERAGE POPULATIONS HAVE BEEN ADJUSTED ACCORDINGLY.