




# HARRIS COUNTY FELONY PRETRIAL DETENTION REPORT

BROUGHT TO YOU BY THE TEXAS CENTER FOR JUSTICE & EQUITY AND THE TEXAS ORGANIZING PROJECT

ON AN AVERAGE NIGHT LAST WEEK **5,978** PEOPLE WERE LOCKED IN A CAGE AT THE HARRIS COUNTY JAIL BECAUSE THEY COULDN'T AFFORD MONEY BAIL, EVEN THOUGH IT IS ILLEGAL TO JAIL PEOPLE SOLELY BECAUSE THEY ARE POOR. THIS REPORT USES JAIL POPULATION DATA PROVIDED BY HARRIS COUNTY TO COMPARE THE PRETRIAL DETENTION NUMBERS OF HARRIS COUNTY'S FELONY JUDGES.

## DISTRICT COURTS BY HIGHEST PRETRIAL DETENTION POPULATION DECEMBER 26, 2021 - JANUARY 1, 2022\*

#1: JUDGE RAMONA FRANKLIN	#2: JUDGE HAZEL B. JONES	#3: JUDGE NIKITA HARMON
 <p><b>493</b> PEOPLE DETAINED PER NIGHT BASED ON INABILITY TO PAY</p> <p>338TH DISTRICT COURT</p>	 <p><b>374</b> PEOPLE DETAINED PER NIGHT BASED ON INABILITY TO PAY</p> <p>174TH DISTRICT COURT</p>	 <p><b>348</b> PEOPLE DETAINED PER NIGHT BASED ON INABILITY TO PAY</p> <p>176TH DISTRICT COURT</p>

RANK	COURT	JUDGE	DAILY AVERAGE NUMBER OF PEOPLE DETAINED PRETRIAL
4.	262ND	LORI CHAMBERS GRAY	341
5.	208TH	GREG GLASS	295
6.	177TH	ROBERT JOHNSON	271
7.	183RD	CHUCK SILVERMAN	263
8.	185TH	JASON LUONG	262
9.	178TH	KELLI JOHNSON	262
10.	248TH	HILARY UNGER	262
11.	230TH	CHRIS MORTON	242
12.	182ND	DANILO LACAYO	239
13.	209TH	BRIAN E. WARREN	238
14.	337TH	COLLEEN GAIDO	234
15.	263RD	AMY MARTIN	227
16.	180TH	DASEAN JONES	227
17.	184TH	ABIGAIL ANASTASIO	222
18.	482ND	VISITING JUDGES*	215
19.	232ND	JOSH HILL	200
20.	179TH	ANA MARTINEZ	200
21.	228TH	FRANK AGUILAR	179
22.	339TH	TE'IVA J. BELL	153
23.	351ST	NATALIA "NATA" CORNELIO	152
-	RIC	BROCK THOMAS	79

Harris County taxpayers spent over **\$3.1 MILLION** on illegal pretrial detention this week.

That's over TWICE the amount Harris County taxpayers spend every week on public health services, the public library, and pollution control **COMBINED.**

\* VISITING JUDGES PRESIDE OVER THE 482ND DISTRICT COURT, WHICH BEGAN TAKING CASES SEPTEMBER 1, 2021.