




# HARRIS COUNTY FELONY PRETRIAL DETENTION REPORT

BROUGHT TO YOU BY THE TEXAS CENTER FOR JUSTICE & EQUITY AND THE TEXAS ORGANIZING PROJECT

ON AN AVERAGE NIGHT LAST WEEK **6,200** PEOPLE WERE LOCKED IN A CAGE AT THE HARRIS COUNTY JAIL BECAUSE THEY COULDN'T AFFORD MONEY BAIL, EVEN THOUGH IT IS ILLEGAL TO JAIL PEOPLE SOLELY BECAUSE THEY ARE POOR. THIS REPORT USES JAIL POPULATION DATA PROVIDED BY HARRIS COUNTY TO COMPARE THE PRETRIAL DETENTION NUMBERS OF HARRIS COUNTY'S FELONY JUDGES.

## DISTRICT COURTS BY HIGHEST PRETRIAL DETENTION POPULATION

MARCH 13, 2022 - MARCH 19, 2022

<b>#1: JUDGE RAMONA FRANKLIN</b>	<b>#2: JUDGE HAZEL B. JONES</b>	<b>#3: JUDGE LORI CHAMBERS GRAY</b>
 <p><b>540</b> PEOPLE DETAINED PER NIGHT BASED ON INABILITY TO PAY</p> <p>338TH DISTRICT COURT</p>	 <p><b>414</b> PEOPLE DETAINED PER NIGHT BASED ON INABILITY TO PAY</p> <p>174TH DISTRICT COURT</p>	 <p><b>356</b> PEOPLE DETAINED PER NIGHT BASED ON INABILITY TO PAY</p> <p>262ND DISTRICT COURT</p>

RANK	COURT	JUDGE	DAILY AVERAGE NUMBER OF PEOPLE DETAINED PRETRIAL
4.	176TH	NIKITA HARMON	334
5.	178TH	KELLI JOHNSON	314
6.	208TH	GREG GLASS	288
7.	177TH	ROBERT JOHNSON	267
8.	185TH	JASON LUONG	264
9.	248TH	HILARY UNGER	263
10.	183RD	CHUCK SILVERMAN	263
11.	209TH	BRIAN E. WARREN	254
12.	182ND	DANILO LACAYO	249
13.	263RD	AMY MARTIN	240
14.	179TH	ANA MARTINEZ	232
15.	337TH	COLLEEN GAIDO	232
16.	482ND	MARITZA ANTU	227
17.	180TH	DASEAN JONES	220
18.	184TH	ABIGAIL ANASTASIO	220
19.	230TH	CHRIS MORTON	215
20.	232ND	JOSH HILL	200
21.	228TH	FRANK AGUILAR	189
22.	351ST	NATALIA "NATA" CORNELIO	170
23.	339TH	TE'IVA J. BELL	168
-	RIC	BROCK THOMAS	81

Harris County taxpayers spent over **\$3.7 MILLION** on illegal pretrial detention this week.

That's over TWICE the amount Harris County taxpayers spend every week on public health services, the public library, and pollution control **COMBINED.**