




HARRIS COUNTY FELONY PRETRIAL DETENTION REPORT

BROUGHT TO YOU BY THE TEXAS CENTER FOR JUSTICE & EQUITY AND THE TEXAS ORGANIZING PROJECT

ON AN AVERAGE NIGHT LAST WEEK **6,386** PEOPLE WERE LOCKED IN A CAGE AT THE HARRIS COUNTY JAIL BECAUSE THEY COULDN'T AFFORD MONEY BAIL, EVEN THOUGH IT IS ILLEGAL TO JAIL PEOPLE SOLELY BECAUSE THEY ARE POOR. THIS REPORT USES JAIL POPULATION DATA PROVIDED BY HARRIS COUNTY TO COMPARE THE PRETRIAL DETENTION NUMBERS OF HARRIS COUNTY'S FELONY JUDGES.

DISTRICT COURTS BY HIGHEST PRETRIAL DETENTION POPULATION SEPTEMBER 18, 2022 - SEPTEMBER 24, 2022

| | | |
|--|---|---|
| #1: JUDGE RAMONA FRANKLIN | #2: JUDGE HAZEL B. JONES | #3: JUDGE LORI CHAMBERS GRAY |
|  <p>480 PEOPLE DETAINED PER NIGHT BASED ON INABILITY TO PAY</p> <p>338TH DISTRICT COURT</p> |  <p>405 PEOPLE DETAINED PER NIGHT BASED ON INABILITY TO PAY</p> <p>174TH DISTRICT COURT</p> |  <p>370 PEOPLE DETAINED PER NIGHT BASED ON INABILITY TO PAY</p> <p>262ND DISTRICT COURT</p> |

| RANK | COURT | JUDGE | DAILY AVERAGE NUMBER OF PEOPLE DETAINED PRETRIAL |
|------|-------|-------------------------|--|
| 4. | 176TH | NIKITA HARMON | 352 |
| 5. | 178TH | KELLI JOHNSON | 315 |
| 6. | 208TH | GREG GLASS | 305 |
| 7. | 183RD | CHUCK SILVERMAN | 298 |
| 8. | 177TH | ROBERT JOHNSON | 275 |
| 9. | 263RD | AMY MARTIN | 275 |
| 10. | 248TH | HILARY UNGER | 262 |
| 11. | 184TH | ABIGAIL ANASTASIO | 262 |
| 12. | 185TH | JASON LUONG | 262 |
| 13. | 482ND | MARITZA ANTU | 250 |
| 14. | 180TH | DASEAN JONES | 237 |
| 15. | 179TH | ANA MARTINEZ | 236 |
| 16. | 339TH | TE'IVA J. BELL | 231 |
| 17. | 232ND | JOSH HILL | 230 |
| 18. | 182ND | DANILO LACAYO | 229 |
| 19. | 209TH | BRIAN E. WARREN | 218 |
| 20. | 230TH | CHRIS MORTON | 217 |
| 21. | 228TH | FRANK AGUILAR | 213 |
| 22. | 337TH | COLLEEN GAIDO | 198 |
| 23. | 351ST | NATALIA "NATA" CORNELIO | 184 |
| - | RIC | BROCK THOMAS | 82 |

Harris County taxpayers spent over **\$3.8 MILLION** on illegal pretrial detention this week.

That's over TWICE the amount Harris County taxpayers spend every week on public health services, the public library, and pollution control **COMBINED.**