




HARRIS COUNTY FELONY PRETRIAL DETENTION REPORT

BROUGHT TO YOU BY THE TEXAS CENTER FOR JUSTICE & EQUITY AND THE TEXAS ORGANIZING PROJECT

ON AN AVERAGE NIGHT LAST WEEK **6,325** PEOPLE WERE LOCKED IN A CAGE AT THE HARRIS COUNTY JAIL BECAUSE THEY COULDN'T AFFORD MONEY BAIL, EVEN THOUGH IT IS ILLEGAL TO JAIL PEOPLE SOLELY BECAUSE THEY ARE POOR. THIS REPORT USES JAIL POPULATION DATA PROVIDED BY HARRIS COUNTY TO COMPARE THE PRETRIAL DETENTION NUMBERS OF HARRIS COUNTY'S FELONY JUDGES.

DISTRICT COURTS BY HIGHEST PRETRIAL DETENTION POPULATION SEPTEMBER 25, 2022 - OCTOBER 1, 2022

#1: JUDGE RAMONA FRANKLIN	#2: JUDGE HAZEL B. JONES	#3: JUDGE LORI CHAMBERS GRAY
 <p>480 PEOPLE DETAINED PER NIGHT BASED ON INABILITY TO PAY</p> <p>338TH DISTRICT COURT</p>	 <p>401 PEOPLE DETAINED PER NIGHT BASED ON INABILITY TO PAY</p> <p>174TH DISTRICT COURT</p>	 <p>364 PEOPLE DETAINED PER NIGHT BASED ON INABILITY TO PAY</p> <p>262ND DISTRICT COURT</p>

RANK	COURT	JUDGE	DAILY AVERAGE NUMBER OF PEOPLE DETAINED PRETRIAL
4.	176TH	NIKITA HARMON	349
5.	178TH	KELLI JOHNSON	324
6.	208TH	GREG GLASS	309
7.	183RD	CHUCK SILVERMAN	295
8.	177TH	ROBERT JOHNSON	274
9.	263RD	AMY MARTIN	274
10.	184TH	ABIGAIL ANASTASIO	261
11.	248TH	HILARY UNGER	260
12.	185TH	JASON LUONG	256
13.	482ND	MARITZA ANTU	249
14.	179TH	ANA MARTINEZ	237
15.	180TH	DASEAN JONES	234
16.	232ND	JOSH HILL	229
17.	182ND	DANILO LACAYO	221
18.	228TH	FRANK AGUILAR	221
19.	339TH	TE'IVA J. BELL	217
20.	209TH	BRIAN E. WARREN	214
21.	230TH	CHRIS MORTON	212
22.	337TH	COLLEEN GAIDO	194
23.	351ST	NATALIA "NATA" CORNELIO	178
-	RIC	BROCK THOMAS	71

Harris County taxpayers spent over **\$3.8 MILLION** on illegal pretrial detention this week.

That's over TWICE the amount Harris County taxpayers spend every week on public health services, the public library, and pollution control **COMBINED.**