




# HARRIS COUNTY FELONY PRETRIAL DETENTION REPORT

BROUGHT TO YOU BY THE TEXAS CENTER FOR JUSTICE & EQUITY AND THE TEXAS ORGANIZING PROJECT

ON AN AVERAGE NIGHT LAST WEEK **6,123** PEOPLE WERE LOCKED IN A CAGE AT THE HARRIS COUNTY JAIL BECAUSE THEY COULDN'T AFFORD MONEY BAIL, EVEN THOUGH IT IS ILLEGAL TO JAIL PEOPLE SOLELY BECAUSE THEY ARE POOR. THIS REPORT USES JAIL POPULATION DATA PROVIDED BY HARRIS COUNTY TO COMPARE THE PRETRIAL DETENTION NUMBERS OF HARRIS COUNTY'S FELONY JUDGES.

## DISTRICT COURTS BY HIGHEST PRETRIAL DETENTION POPULATION NOVEMBER 20, 2022 - NOVEMBER 26, 2022

<b>#1: JUDGE RAMONA FRANKLIN</b>	<b>#2: JUDGE HAZEL B. JONES</b>	<b>#3: JUDGE LORI CHAMBERS GRAY</b>
 <p><b>444</b> PEOPLE DETAINED PER NIGHT BASED ON INABILITY TO PAY</p> <p>338TH DISTRICT COURT</p>	 <p><b>379</b> PEOPLE DETAINED PER NIGHT BASED ON INABILITY TO PAY</p> <p>174TH DISTRICT COURT</p>	 <p><b>373</b> PEOPLE DETAINED PER NIGHT BASED ON INABILITY TO PAY</p> <p>262ND DISTRICT COURT</p>

RANK	COURT	JUDGE	DAILY AVERAGE NUMBER OF PEOPLE DETAINED PRETRIAL
4.	178TH	KELLI JOHNSON	344
5.	176TH	NIKITA HARMON	326
6.	208TH	GREG GLASS	293
7.	183RD	CHUCK SILVERMAN	292
8.	248TH	HILARY UNGER	271
9.	185TH	JASON LUONG	265
10.	177TH	ROBERT JOHNSON	258
11.	184TH	ABIGAIL ANASTASIO	253
12.	263RD	AMY MARTIN	252
13.	482ND	MARITZA ANTU	248
14.	179TH	ANA MARTINEZ	236
15.	180TH	DASEAN JONES	236
16.	232ND	JOSH HILL	226
17.	209TH	BRIAN E. WARREN	218
18.	228TH	FRANK AGUILAR	204
19.	339TH	TE'IVA J. BELL	200
20.	182ND	DANILO LACAYO	197
21.	230TH	CHRIS MORTON	190
22.	337TH	COLLEEN GAIDO	185
23.	351ST	NATALIA "NATA" CORNELIO	153
-	RIC	BROCK THOMAS	82

Harris County taxpayers spent over **\$3.6 MILLION** on illegal pretrial detention this week.

That's over TWICE the amount Harris County taxpayers spend every week on public health services, the public library, and pollution control **COMBINED.**