




# HARRIS COUNTY FELONY PRETRIAL DETENTION REPORT

BROUGHT TO YOU BY THE TEXAS CENTER FOR JUSTICE & EQUITY AND THE TEXAS ORGANIZING PROJECT

ON AN AVERAGE NIGHT LAST WEEK **6,178** PEOPLE WERE LOCKED IN A CAGE AT THE HARRIS COUNTY JAIL BECAUSE THEY COULDN'T AFFORD MONEY BAIL, EVEN THOUGH IT IS ILLEGAL TO JAIL PEOPLE SOLELY BECAUSE THEY ARE POOR. THIS REPORT USES JAIL POPULATION DATA PROVIDED BY HARRIS COUNTY TO COMPARE THE PRETRIAL DETENTION NUMBERS OF HARRIS COUNTY'S FELONY JUDGES.

## DISTRICT COURTS BY HIGHEST PRETRIAL DETENTION POPULATION NOVEMBER 13, 2022 - NOVEMBER 19, 2022

#1: JUDGE RAMONA FRANKLIN	#2: JUDGE HAZEL B. JONES	#3: JUDGE LORI CHAMBERS GRAY
 <p><b>442</b> PEOPLE DETAINED PER NIGHT BASED ON INABILITY TO PAY</p> <p>338TH DISTRICT COURT</p>	 <p><b>382</b> PEOPLE DETAINED PER NIGHT BASED ON INABILITY TO PAY</p> <p>174TH DISTRICT COURT</p>	 <p><b>367</b> PEOPLE DETAINED PER NIGHT BASED ON INABILITY TO PAY</p> <p>262ND DISTRICT COURT</p>

RANK	COURT	JUDGE	DAILY AVERAGE NUMBER OF PEOPLE DETAINED PRETRIAL
4.	178TH	KELLI JOHNSON	345
5.	176TH	NIKITA HARMON	326
6.	208TH	GREG GLASS	301
7.	183RD	CHUCK SILVERMAN	290
8.	248TH	HILARY UNGER	280
9.	177TH	ROBERT JOHNSON	262
10.	184TH	ABIGAIL ANASTASIO	260
11.	185TH	JASON LUONG	260
12.	263RD	AMY MARTIN	254
13.	482ND	MARITZA ANTU	250
14.	179TH	ANA MARTINEZ	240
15.	180TH	DASEAN JONES	236
16.	232ND	JOSH HILL	223
17.	209TH	BRIAN E. WARREN	214
18.	228TH	FRANK AGUILAR	210
19.	182ND	DANILO LACAYO	207
20.	339TH	TE'IVA J. BELL	198
21.	230TH	CHRIS MORTON	191
22.	337TH	COLLEEN GAIDO	186
23.	351ST	NATALIA "NATA" CORNELIO	160
-	RIC	BROCK THOMAS	94

Harris County taxpayers spent over **\$3.6 MILLION** on illegal pretrial detention this week.

That's over **TWICE** the amount Harris County taxpayers spend every week on public health services, the public library, and pollution control **COMBINED**.

DATA FOR NOVEMBER 16 AND NOVEMBER 17 WAS NOT AVAILABLE. AVERAGES HAVE BEEN ADJUSTED ACCORDINGLY.