




# HARRIS COUNTY FELONY PRETRIAL DETENTION REPORT

BROUGHT TO YOU BY THE TEXAS CRIMINAL JUSTICE COALITION AND THE TEXAS ORGANIZING PROJECT

ON AN AVERAGE NIGHT LAST WEEK, **4,168** PEOPLE WERE LOCKED IN A CAGE AT THE HARRIS COUNTY JAIL BECAUSE THEY COULDN'T AFFORD MONEY BAIL, EVEN THOUGH IT IS ILLEGAL TO JAIL PEOPLE SOLELY BECAUSE THEY ARE POOR. THIS REPORT USES JAIL POPULATION DATA PROVIDED BY HARRIS COUNTY TO COMPARE THE PRETRIAL DETENTION NUMBERS OF HARRIS COUNTY'S FELONY JUDGES.

## DISTRICT COURTS BY HIGHEST PRETRIAL DETENTION POPULATION AUGUST 9, 2020 - AUGUST 15, 2020

#1: JUDGE RAMONA FRANKLIN	#2: JUDGE GEORGE POWELL	#3: JUDGE NIKITA HARMON
 <p><b>243</b> PEOPLE DETAINED PER NIGHT BASED ON INABILITY TO PAY</p> <p>338TH DISTRICT COURT</p>	 <p><b>221</b> PEOPLE DETAINED PER NIGHT BASED ON INABILITY TO PAY</p> <p>351ST DISTRICT COURT</p>	 <p><b>220</b> PEOPLE DETAINED PER NIGHT BASED ON INABILITY TO PAY</p> <p>176TH DISTRICT COURT</p>

RANK	COURT	JUDGE	DAILY AVERAGE NUMBER OF PEOPLE DETAINED PRETRIAL
4.	174TH	HAZEL JONES	213
5.	179TH	RANDY ROLL	211
6.	337TH	HERB RITCHIE	211
7.	339TH	JESSE MCCLURE	206
8.	183RD	CHUCK SILVERMAN	200
9.	185TH	JASON LUONG	197
10.	177TH	ROBERT JOHNSON	195
11.	178TH	KELLI JOHNSON	195
12.	262ND	LORI CHAMBERS GRAY	187
13.	248TH	HILARY UNGER	185
14.	208TH	GREG GLASS	182
15.	182ND	DANILO LACAYO	179
16.	232ND	JOSH HILL	173
17.	263RD	AMY MARTIN	173
18.	209TH	BRIAN WARREN	171
19.	230TH	CHRIS MORTON	166
20.	180TH	DASEAN JONES	160
21.	184TH	ABIGAIL ANASTASIO	150
22.	228TH	FRANK AGUILAR	130

Harris County taxpayers spent over **\$2.1 MILLION** on illegal pretrial detention this week. That's over 150% of the \$1.3 million Harris County taxpayers spend every week on public health services, the public library, and pollution control **COMBINED.**