




HARRIS COUNTY FELONY PRETRIAL DETENTION REPORT

BROUGHT TO YOU BY THE TEXAS CRIMINAL JUSTICE COALITION AND THE TEXAS ORGANIZING PROJECT

ON AN AVERAGE NIGHT LAST WEEK, **5,297** PEOPLE WERE LOCKED IN A CAGE AT THE HARRIS COUNTY JAIL BECAUSE THEY COULDN'T AFFORD MONEY BAIL, EVEN THOUGH IT IS ILLEGAL TO JAIL PEOPLE SOLELY BECAUSE THEY ARE POOR. THIS REPORT USES JAIL POPULATION DATA PROVIDED BY HARRIS COUNTY TO COMPARE THE PRETRIAL DETENTION NUMBERS OF HARRIS COUNTY'S FELONY JUDGES.

DISTRICT COURTS BY HIGHEST PRETRIAL DETENTION POPULATION JANUARY 31, 2021 - FEBRUARY 6, 2021

#1: JUDGE RAMONA FRANKLIN	#2: JUDGE NIKITA HARMON	#3: JUDGE HAZEL JONES
 <p>340 PEOPLE DETAINED PER NIGHT BASED ON INABILITY TO PAY</p> <p>338TH DISTRICT COURT</p>	 <p>307 PEOPLE DETAINED PER NIGHT BASED ON INABILITY TO PAY</p> <p>176TH DISTRICT COURT</p>	 <p>289 PEOPLE DETAINED PER NIGHT BASED ON INABILITY TO PAY</p> <p>174TH DISTRICT COURT</p>

RANK	COURT	JUDGE	DAILY AVERAGE NUMBER OF PEOPLE DETAINED PRETRIAL
4.	337TH	COLLEEN GAIDO	273
5.	183RD	CHUCK SILVERMAN	268
6.	177TH	ROBERT JOHNSON	266
7.	185TH	JASON LUONG	262
8.	182ND	DANILO LACAYO	249
9.	248TH	HILARY UNGER	247
10.	262ND	LORI CHAMBERS GRAY	238
11.	180TH	DASEAN JONES	233
12.	209TH	BRIAN WARREN	229
13.	339TH	TEIVA J. BELL	225
14.	184TH	ABIGAIL ANASTASIO	222
15.	178TH	KELLI JOHNSON	220
16.	208TH	GREG GLASS	216
17.	263RD	AMY MARTIN	215
18.	351ST	NATALIA CORNELIO	215
19.	232ND	JOSH HILL	204
20.	228TH	FRANK AGUILAR	194
21.	179TH	ANA MARTINEZ	193
22.	230TH	CHRIS MORTON	192

Harris County taxpayers spent over **\$2.7 MILLION** on illegal pretrial detention this week. That's over TWICE the \$1.3 million Harris County taxpayers spend every week on public health services, the public library, and pollution control **COMBINED**.