




HARRIS COUNTY FELONY PRETRIAL DETENTION REPORT

BROUGHT TO YOU BY THE TEXAS CRIMINAL JUSTICE COALITION AND THE TEXAS ORGANIZING PROJECT

ON AN AVERAGE NIGHT LAST WEEK, **4,117** PEOPLE WERE LOCKED IN A CAGE AT THE HARRIS COUNTY JAIL BECAUSE THEY COULDN'T AFFORD MONEY BAIL, EVEN THOUGH IT IS ILLEGAL TO JAIL PEOPLE SOLELY BECAUSE THEY ARE POOR. THIS REPORT USES JAIL POPULATION DATA PROVIDED BY HARRIS COUNTY TO COMPARE THE PRETRIAL DETENTION NUMBERS OF HARRIS COUNTY'S FELONY JUDGES.

DISTRICT COURTS BY HIGHEST PRETRIAL DETENTION POPULATION JUNE 21, 2020 - JUNE 27, 2020

#1: JUDGE RAMONA FRANKLIN	#2 JUDGE RANDY ROLL	#3: JUDGE GEORGE POWELL
 <p>248 PEOPLE DETAINED PER NIGHT BASED ON INABILITY TO PAY</p> <p>338TH DISTRICT COURT</p>	 <p>223 PEOPLE DETAINED PER NIGHT BASED ON INABILITY TO PAY</p> <p>179TH DISTRICT COURT</p>	 <p>222 PEOPLE DETAINED PER NIGHT BASED ON INABILITY TO PAY</p> <p>351ST DISTRICT COURT</p>

<u>RANK</u>	<u>COURT</u>	<u>JUDGE</u>	<u>DAILY AVERAGE NUMBER OF PEOPLE DETAINED PRETRIAL</u>
4.	176TH	NIKITA HARMON	212
5.	337TH	HERB RITCHIE	211
6.	339TH	JESSE MCCLURE	210
7.	183RD	CHUCK SILVERMAN	205
8.	174TH	HAZEL JONES	201
9.	178TH	KELLI JOHNSON	200
10.	185TH	JASON LUONG	189
11.	208TH	GREG GLASS	188
12.	262ND	LORI CHAMBERS GRAY	188
13.	182ND	DANILO LACAYO	186
14.	177TH	ROBERT JOHNSON	185
15.	263RD	AMY MARTIN	176
16.	230TH	CHRIS MORTON	174
17.	248TH	HILARY UNGER	173
18.	209TH	BRIAN WARREN	161
19.	232ND	JOSH HILL	154
20.	180TH	DASEAN JONES	151
21.	184TH	ABIGAIL ANASTASIO	147
22.	228TH	FRANK AGUILAR	113

Harris County taxpayers spent over **\$2.1 MILLION** on illegal pretrial detention this week. That's over 150% of the \$1.3 million Harris County taxpayers spend every week on public health services, the public library, and pollution control **COMBINED**.