




HARRIS COUNTY FELONY PRETRIAL DETENTION REPORT

BROUGHT TO YOU BY THE TEXAS CENTER FOR JUSTICE & EQUITY AND THE TEXAS ORGANIZING PROJECT

ON AN AVERAGE NIGHT LAST WEEK **6,548** PEOPLE WERE LOCKED IN A CAGE AT THE HARRIS COUNTY JAIL BECAUSE THEY COULDN'T AFFORD MONEY BAIL, EVEN THOUGH IT IS ILLEGAL TO JAIL PEOPLE SOLELY BECAUSE THEY ARE POOR. THIS REPORT USES JAIL POPULATION DATA PROVIDED BY HARRIS COUNTY TO COMPARE THE PRETRIAL DETENTION NUMBERS OF HARRIS COUNTY'S FELONY JUDGES.

DISTRICT COURTS BY HIGHEST PRETRIAL DETENTION POPULATION

JULY 3, 2022 - JULY 9, 2022

#1: JUDGE RAMONA FRANKLIN	#2: JUDGE HAZEL B. JONES	#3: JUDGE NIKITA HARMON
 <p>519 PEOPLE DETAINED PER NIGHT BASED ON INABILITY TO PAY</p> <p>338TH DISTRICT COURT</p>	 <p>413 PEOPLE DETAINED PER NIGHT BASED ON INABILITY TO PAY</p> <p>174TH DISTRICT COURT</p>	 <p>377 PEOPLE DETAINED PER NIGHT BASED ON INABILITY TO PAY</p> <p>176TH DISTRICT COURT</p>

RANK	COURT	JUDGE	DAILY AVERAGE NUMBER OF PEOPLE DETAINED PRETRIAL
4.	262ND	LORI CHAMBERS GRAY	373
5.	208TH	GREG GLASS	318
6.	178TH	KELLI JOHNSON	316
7.	185TH	JASON LUONG	298
8.	183RD	CHUCK SILVERMAN	285
9.	248TH	HILARY UNGER	276
10.	177TH	ROBERT JOHNSON	274
11.	482ND	MARITZA ANTU	262
12.	209TH	BRIAN E. WARREN	261
13.	263RD	AMY MARTIN	258
14.	184TH	ABIGAIL ANASTASIO	254
15.	182ND	DANILO LACAYO	253
16.	179TH	ANA MARTINEZ	239
17.	180TH	DASEAN JONES	238
18.	232ND	JOSH HILL	237
19.	230TH	CHRIS MORTON	224
20.	339TH	TE'IVA J. BELL	208
21.	228TH	FRANK AGUILAR	204
22.	337TH	COLLEEN GAIDO	197
23.	351ST	NATALIA "NATA" CORNELIO	174
-	RIC	BROCK THOMAS	89

Harris County taxpayers spent over **\$3.9 MILLION** on illegal pretrial detention this week.

That's over TWICE the amount Harris County taxpayers spend every week on public health services, the public library, and pollution control **COMBINED.**