




# HARRIS COUNTY FELONY PRETRIAL DETENTION REPORT

BROUGHT TO YOU BY THE TEXAS CRIMINAL JUSTICE COALITION AND THE TEXAS ORGANIZING PROJECT

ON AN AVERAGE NIGHT LAST WEEK, **4,133** PEOPLE WERE LOCKED IN A CAGE AT THE HARRIS COUNTY JAIL BECAUSE THEY COULDN'T AFFORD MONEY BAIL, EVEN THOUGH IT IS ILLEGAL TO JAIL PEOPLE SOLELY BECAUSE THEY ARE POOR. THIS REPORT USES JAIL POPULATION DATA PROVIDED BY HARRIS COUNTY TO COMPARE THE PRETRIAL DETENTION NUMBERS OF HARRIS COUNTY'S FELONY JUDGES.

## DISTRICT COURTS BY HIGHEST PRETRIAL DETENTION POPULATION

MAY 17, 2020 - MAY 23, 2020

#1: JUDGE GEORGE POWELL	#2: JUDGE RAMONA FRANKLIN	#3: JUDGE RANDY ROLL
 <p><b>234</b> PEOPLE DETAINED PER NIGHT BASED ON INABILITY TO PAY</p> <p>Judge George Powell</p> <p>351ST DISTRICT COURT</p>	 <p><b>232</b> PEOPLE DETAINED PER NIGHT BASED ON INABILITY TO PAY</p> <p>338TH DISTRICT COURT</p>	 <p><b>220</b> PEOPLE DETAINED PER NIGHT BASED ON INABILITY TO PAY</p> <p>183RD DISTRICT COURT</p>

<u>RANK</u>	<u>COURT</u>	<u>JUDGE</u>	<u>DAILY AVERAGE NUMBER OF PEOPLE DETAINED PRETRIAL</u>
4.	183RD	CHUCK SILVERMAN	218
5.	174TH	HAZEL JONES	212
6.	337TH	HERB RITCHIE	212
7.	176TH	NIKITA HARMON	202
8.	339TH	JESSE MCCLURE	200
9.	185TH	JASON LUONG	198
10.	262ND	LORI CHAMBERS GRAY	198
11.	178TH	KELLI JOHNSON	197
12.	263RD	AMY MARTIN	188
13.	208TH	GREG GLASS	187
14.	182ND	DANILO LACAYO	182
15.	248TH	HILARY UNGER	182
16.	230TH	CHRIS MORTON	171
17.	177TH	ROBERT JOHNSON	170
18.	209TH	BRIAN WARREN	169
19.	232ND	JOSH HILL	156
20.	180TH	DASEAN JONES	151
21.	184TH	ABIGAIL ANASTASIO	136
22.	228TH	FRANK AGUILAR	118

Harris County taxpayers spent over **\$2.1 MILLION** on illegal pretrial detention this week. That's over 150% of the \$1.3 million Harris County taxpayers spend every week on public health services, the public library, and pollution control **COMBINED**.