




HARRIS COUNTY FELONY PRETRIAL DETENTION REPORT

BROUGHT TO YOU BY THE TEXAS CRIMINAL JUSTICE COALITION AND THE TEXAS ORGANIZING PROJECT

ON AN AVERAGE NIGHT LAST WEEK, **4,227** PEOPLE WERE LOCKED IN A CAGE AT THE HARRIS COUNTY JAIL BECAUSE THEY COULDN'T AFFORD MONEY BAIL, EVEN THOUGH IT IS ILLEGAL TO JAIL PEOPLE SOLELY BECAUSE THEY ARE POOR. THIS REPORT USES JAIL POPULATION DATA PROVIDED BY HARRIS COUNTY TO COMPARE THE PRETRIAL DETENTION NUMBERS OF HARRIS COUNTY'S FELONY JUDGES.

DISTRICT COURTS BY HIGHEST PRETRIAL DETENTION POPULATION

MAY 31, 2020 - JUNE 6, 2020

#1: JUDGE RAMONA FRANKLIN	#2: JUDGE GEORGE POWELL	#3: JUDGE CHUCK SILVERMAN
 <p>238 PEOPLE DETAINED PER NIGHT BASED ON INABILITY TO PAY</p> <p>338TH DISTRICT COURT</p>	 <p>233 PEOPLE DETAINED PER NIGHT BASED ON INABILITY TO PAY</p> <p>351ST DISTRICT COURT</p>	 <p>222 PEOPLE DETAINED PER NIGHT BASED ON INABILITY TO PAY</p> <p>183RD DISTRICT COURT</p>

<u>RANK</u>	<u>COURT</u>	<u>JUDGE</u>	<u>DAILY AVERAGE NUMBER OF PEOPLE DETAINED PRETRIAL</u>
4.	337TH	HERB RITCHIE	218
5.	179TH	RANDY ROLL	217
6.	174TH	HAZEL JONES	211
7.	176TH	NIKITA HARMON	210
8.	178TH	KELLI JOHNSON	204
9.	339TH	JESSE MCCLURE	203
10.	262ND	LORI CHAMBERS GRAY	195
11.	263RD	AMY MARTIN	192
12.	185TH	JASON LUONG	191
13.	208TH	GREG GLASS	190
14.	248TH	HILARY UNGER	190
15.	182ND	DANILO LACAYO	187
16.	177TH	ROBERT JOHNSON	182
17.	209TH	BRIAN WARREN	176
18.	230TH	CHRIS MORTON	175
19.	232ND	JOSH HILL	169
20.	180TH	DASEAN JONES	157
21.	184TH	ABIGAIL ANASTASIO	147
22.	228TH	FRANK AGUILAR	120

Harris County taxpayers spent over **\$2.2 MILLION** on illegal pretrial detention this week. That's over 150% of the \$1.3 million Harris County taxpayers spend every week on public health services, the public library, and pollution control **COMBINED**.